



ORCHARD ELEMENTARY SCHOOL

2017-2018

County: BERGEN
 District: RIDGEWOOD VILLAGE
 Principal: MRS. FERRERI
 230 DEMAREST ST
 RIDGEWOOD, NJ 07451
<https://www.ridgewood.k12.nj.us/>
 (201)670-2730

Total students: **308**

- Economically Disadvantaged: **4.9%**
- Students with Disabilities: **10.4%**
- English Learners: **4.5%**
- Grades offered: **KG-05**
- Student to Teacher Ratio: **12:1**
- Teacher Average Experience (years): **11.4**

School Highlights Reported by the District

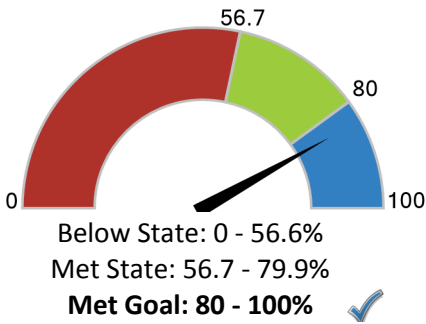
- Attention to the developmental needs of the whole child is the primary focus.
- Highly trained professional staff is able to meet the needs of all learners.
- Parent and community involvement enrich the elementary experience.

How did students perform on assessments?

Students that met or exceeded expectations on statewide assessments

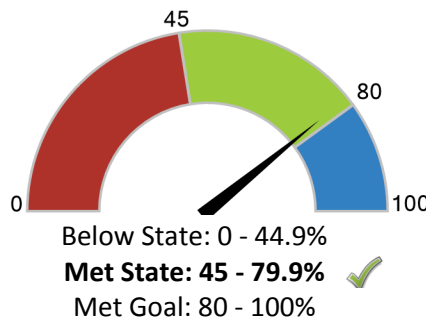
English Language Arts

83.8%



Math

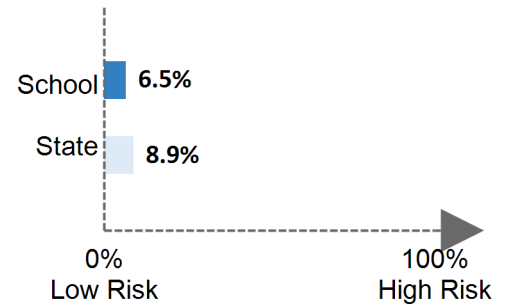
78.3%



Are students at risk?

Students that were absent for 10% or more of days enrolled

Chronic Absenteeism



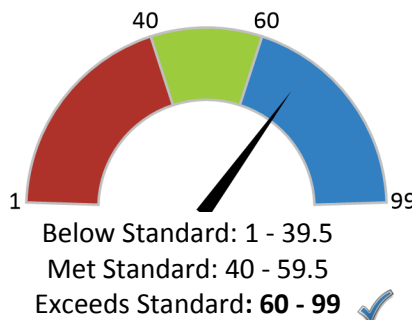
How does student growth compare to other students?

Median Student Growth Percentile

Each student gets a **student growth percentile** from 1 to 99 for English (4th to 8th grade) and Math (4th to 7th grade) that explains their progress compared to students who had similar test scores in the past. If the student growth percentiles for all students in the school are ordered from smallest to largest, the **median student growth percentile** is the percentile in the middle of that list.

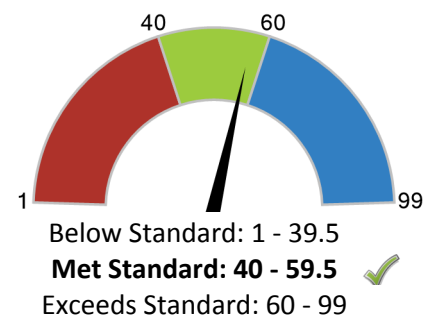
English Language Arts

70



Math

57



How to use this report?

- 1 Learn More about this school by viewing the [detailed report](#).
- 2 Start Conversations with school community members and ask questions.
- 3 Engage with your school communities to identify where schools are doing well and where they can improve.