



RIDGEWOOD PUBLIC SCHOOLS

**Parent/Guardian Survey May 2011
District Results: General**

Annual Survey Response Comparison

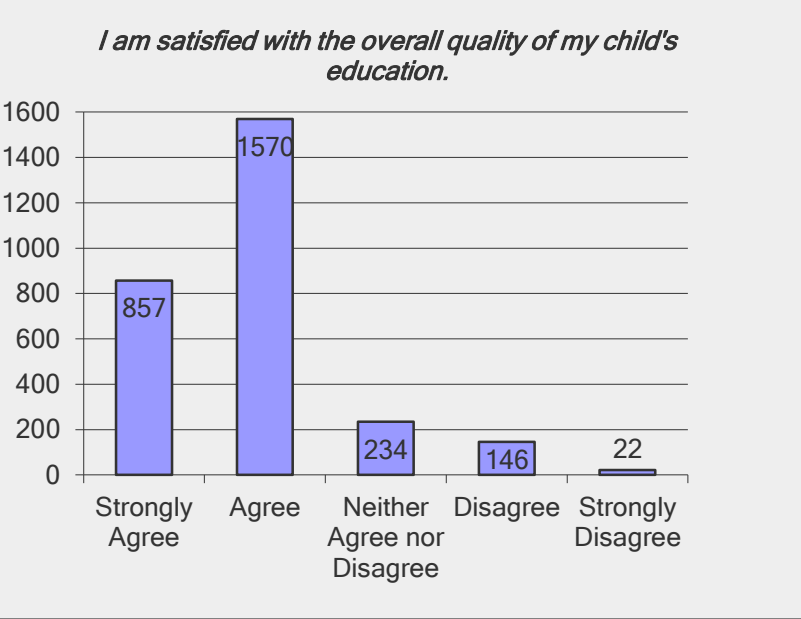
	#E-mails 2010-2011	% Response Rate 2010-2011	#E-mails 2009-2010	% Response Rate 2009-2010
District	7329	40.5%	6697	38.0%
RHS	2150	35.7%	1981	33.0%
BFMS	977	41.0%	882	42.0%
GWMS	949	37.0%	906	36.0%
Glen/RED	75	48.0%	67	51.0%
Hawes	505	44.4%	417	47.0%
Orchard	398	43.5%	348	42.0%
Ridge	604	41.9%	536	37.0%
Somerville	615	45.0%	613	41.0%
Travell	465	43.7%	401	43.0%
Willard	591	47.7%	546	40.0%



RIDGEWOOD PUBLIC SCHOOLS

Parent/Guardian Survey May 2011
District Results: General

I am satisfied with the overall quality of my child's education.			09-10 Survey
Answer Options	Response Count	Percent	
Strongly Agree	857	30%	29%
Agree	1570	55%	55%
Neither Agree nor Disagree	234	8%	7%
Disagree	146	5%	7%
Strongly Disagree	22	1%	2%
<i>answered question</i>			2829

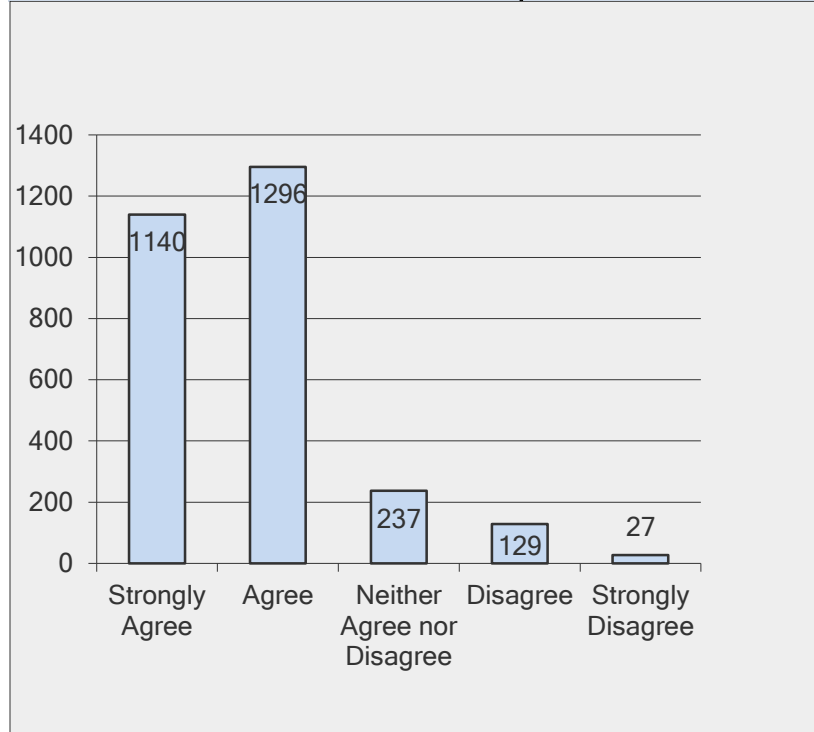




RIDGEWOOD PUBLIC SCHOOLS

Parent/Guardian Survey May 2011
District Results: General

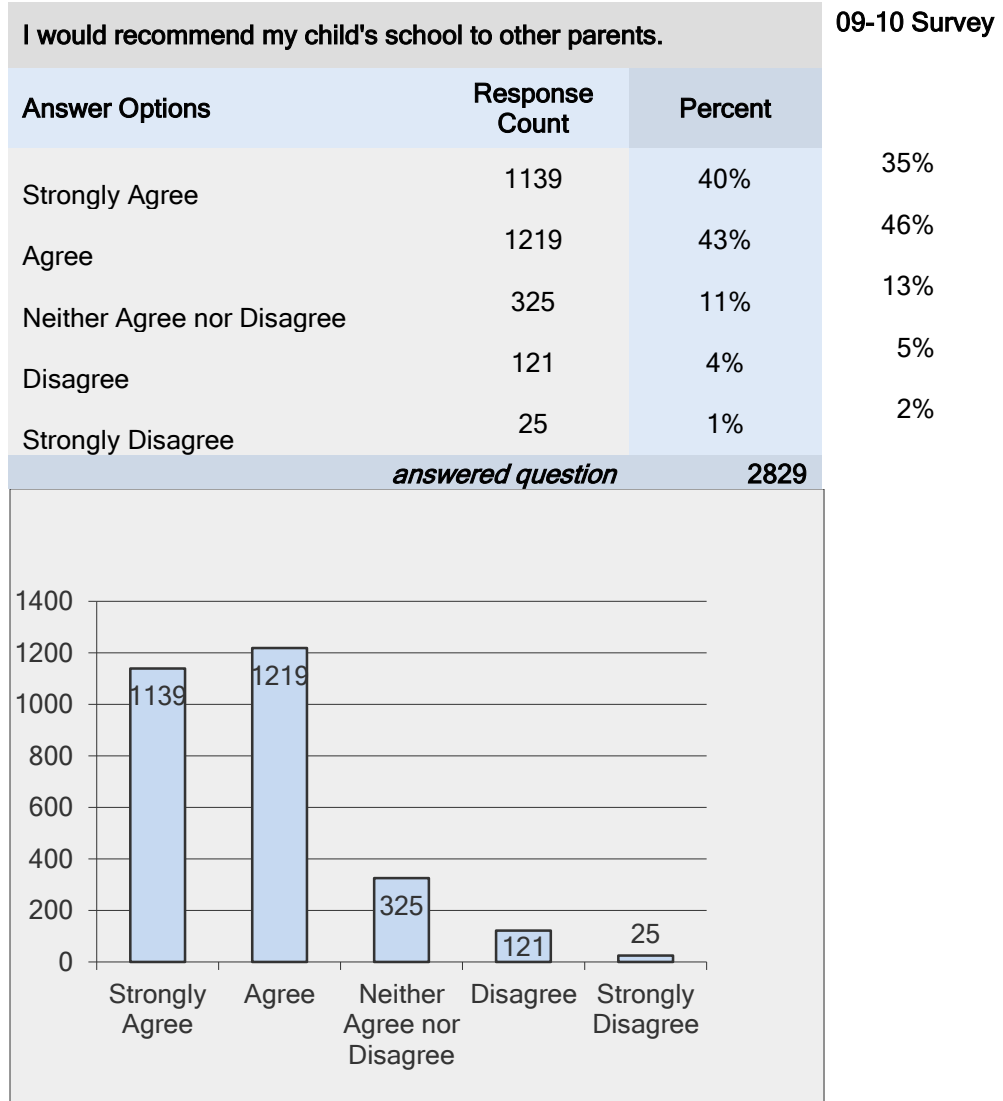
My child likes going to school.			09-10 Survey
Answer Options	Response Count	Percent	
Strongly Agree	1140	40%	34%
Agree	1296	46%	50%
Neither Agree nor Disagree	237	8%	10%
Disagree	129	5%	5%
Strongly Disagree	27	1%	2%
<i>answered question</i>		2829	





RIDGEWOOD PUBLIC SCHOOLS

Parent/Guardian Survey May 2011
District Results: General

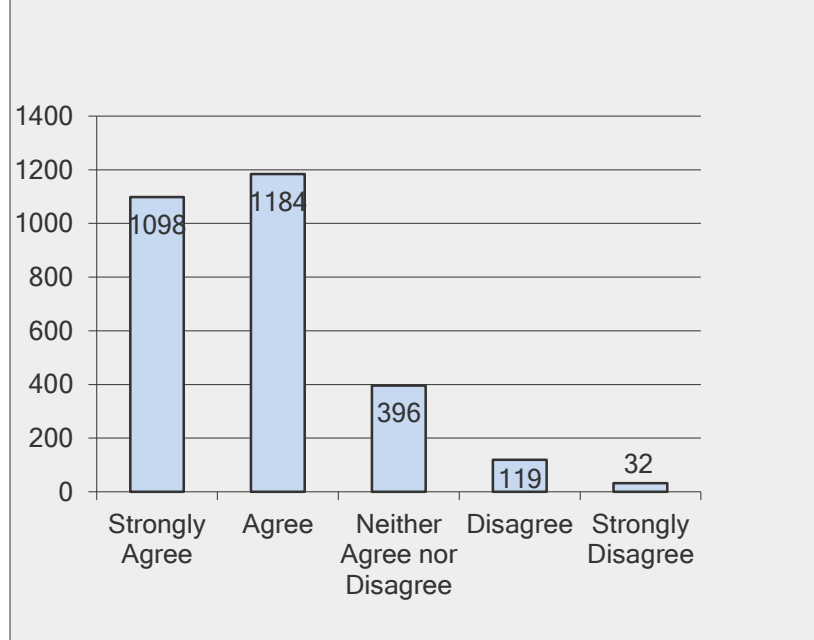




RIDGEWOOD PUBLIC SCHOOLS

Parent/Guardian Survey May 2011
District Results: General

I feel welcome in my child's school.			
Answer Options	Response Count	Percent	09-10 Survey
Strongly Agree	1098	39%	36%
Agree	1184	42%	44%
Neither Agree nor Disagree	396	14%	15%
Disagree	119	4%	4%
Strongly Disagree	32	1%	1%
<i>answered question</i>		2829	

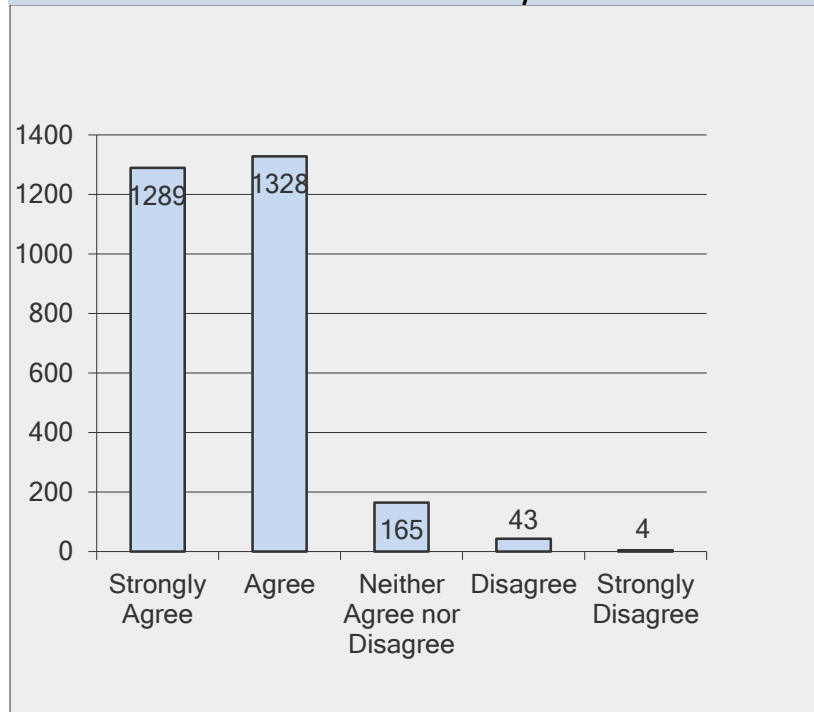




RIDGEWOOD PUBLIC SCHOOLS

Parent/Guardian Survey May 2011
District Results: General

My child is safe at school.			
Answer Options	Response Count	Percent	09-10 Survey
Strongly Agree	1289	46%	37%
Agree	1328	47%	52%
Neither Agree nor Disagree	165	6%	8%
Disagree	43	2%	3%
Strongly Disagree	4	0%	1%
<i>answered question</i>		2829	

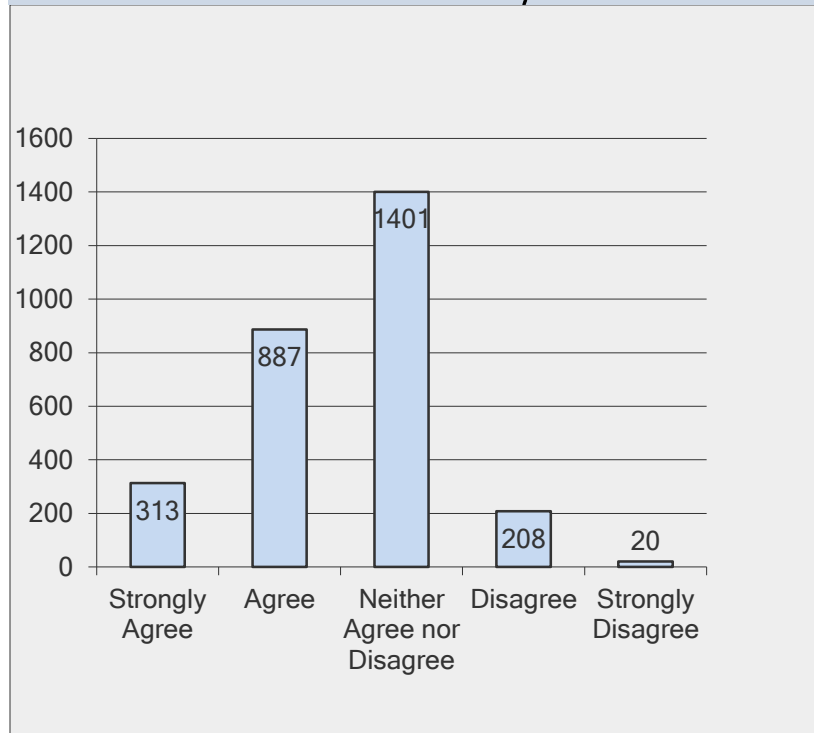




RIDGEWOOD PUBLIC SCHOOLS

**Parent/Guardian Survey May 2011
District Results: General**

I would like to be more involved in my child's school.			
Answer Options	Response Count	Percent	09-10 Survey
Strongly Agree	313	11%	5%
Agree	887	31%	31%
Neither Agree nor Disagree	1401	50%	53%
Disagree	208	7%	11%
Strongly Disagree	20	1%	1%
<i>answered question</i>		2829	



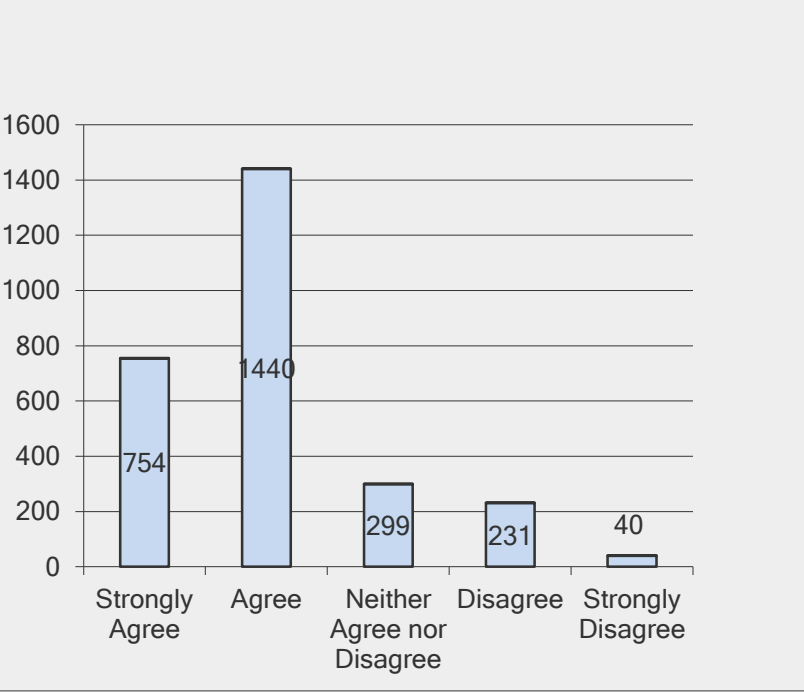
END OF SECTION



RIDGEWOOD PUBLIC SCHOOLS

Parent/Guardian Survey May 2011
District Results: Academics, Curriculum and Instruction

I am pleased with the academic progress of my child.			
Answer Options	Response Count	Percent	09-10 Survey
Strongly Agree	754	27%	22%
Agree	1440	52%	56%
Neither Agree nor Disagree	299	11%	11%
Disagree	231	8%	9%
Strongly Disagree	40	1%	2%
<i>answered question</i>		2764	

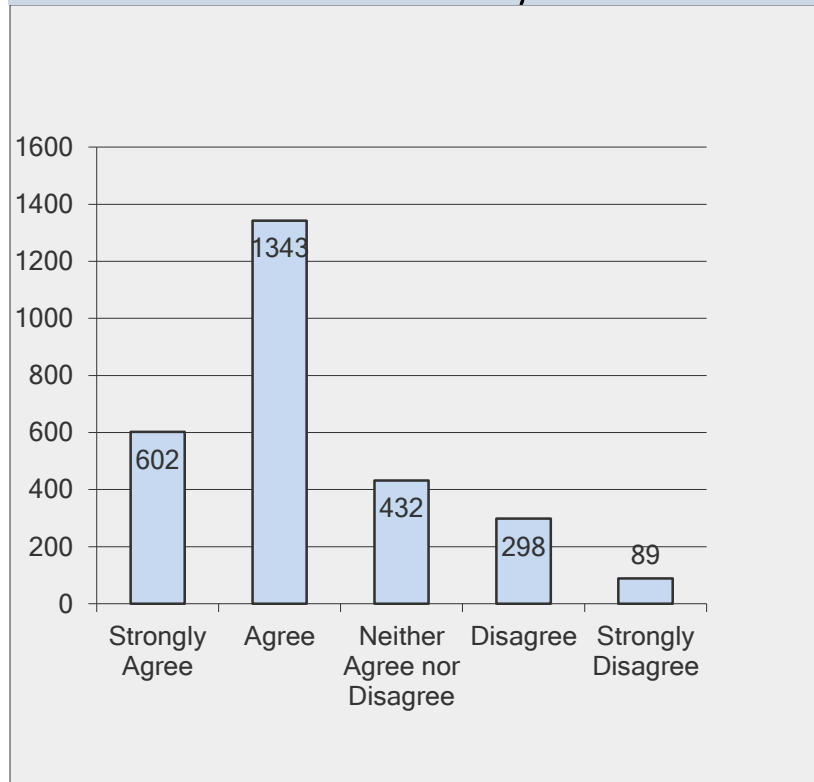




RIDGEWOOD PUBLIC SCHOOLS

Parent/Guardian Survey May 2011
 District Results: Academics, Curriculum and Instruction

My child is challenged academically.			
Answer Options	Response Count	Percent	09-10 Survey
Strongly Agree	602	22%	18%
Agree	1343	49%	50%
Neither Agree nor Disagree	432	16%	15%
Disagree	298	11%	13%
Strongly Disagree	89	3%	4%
<i>answered question</i>			2764

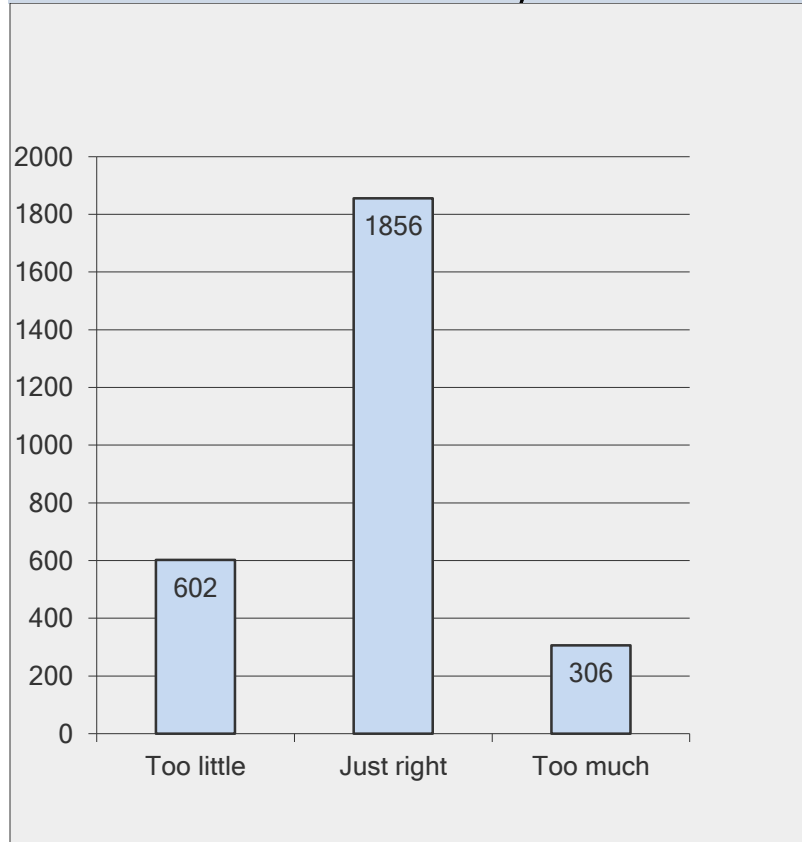




RIDGEWOOD PUBLIC SCHOOLS

Parent/Guardian Survey May 2011
District Results: Academics, Curriculum and Instruction

The amount of homework my child receives is:			
Answer Options	Response Count	Percent	09-10 Survey
Too little	602	22%	21%
Just right	1856	67%	67%
Too much	306	11%	11%
<i>answered question</i>			2764



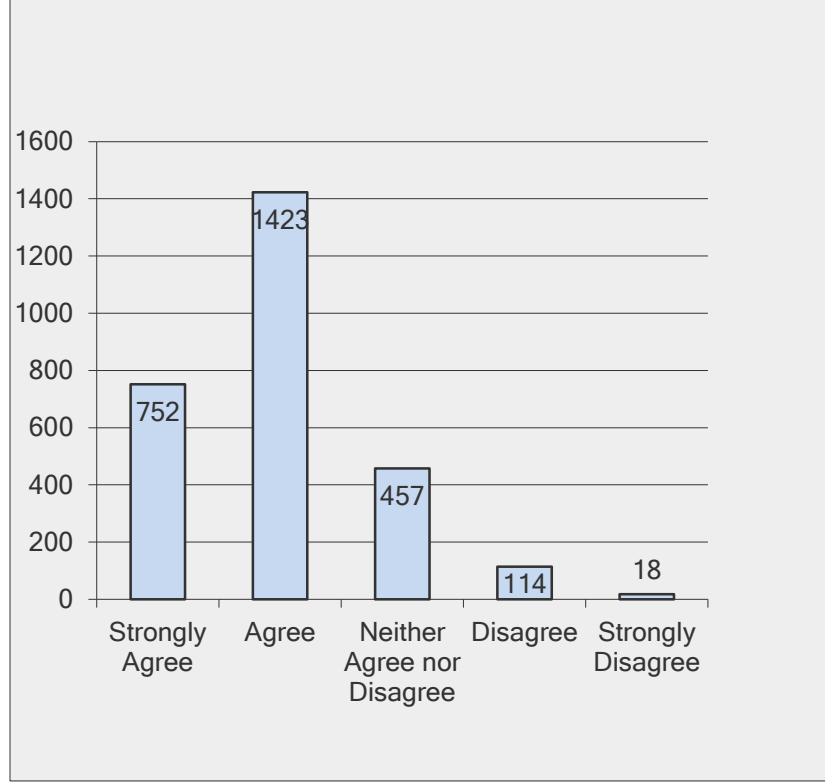


RIDGEWOOD PUBLIC SCHOOLS

Parent/Guardian Survey May 2011
District Results: Academics, Curriculum and Instruction

I am satisfied with the health and wellness offerings at my child's school.

Answer Options	Response Count	Percent	09-10 Survey
Strongly Agree	752	27%	18%
Agree	1423	51%	59%
Neither Agree nor Disagree	457	17%	16%
Disagree	114	4%	6%
Strongly Disagree	18	1%	1%
<i>answered question</i>		2764	





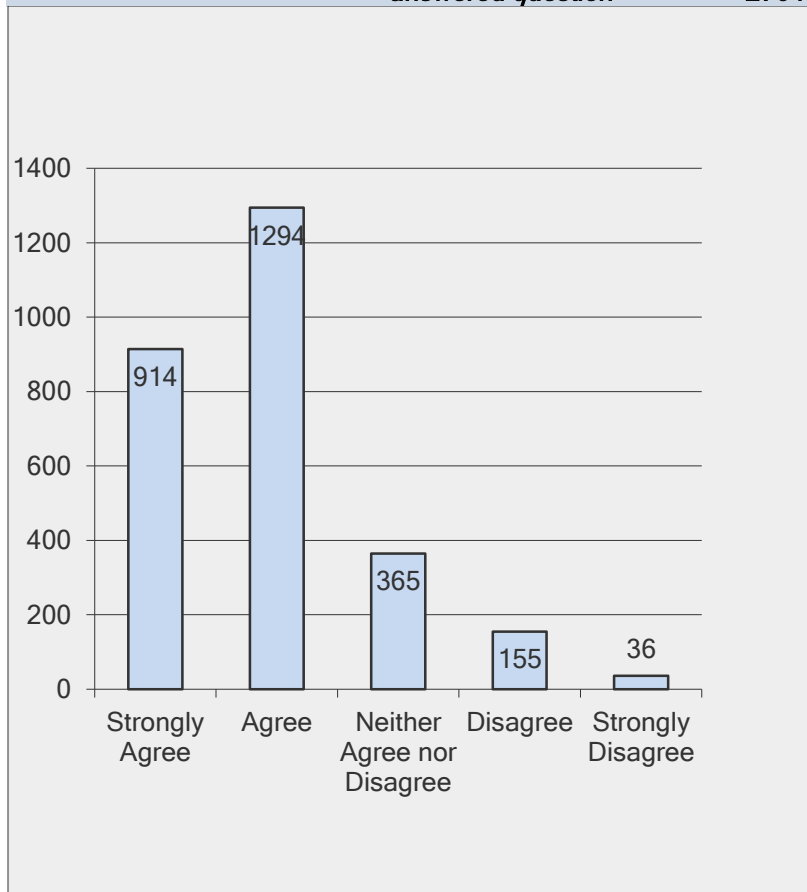
RIDGEWOOD PUBLIC SCHOOLS

Parent/Guardian Survey May 2011
District Results: Academics, Curriculum and Instruction

I am satisfied with the music and art offerings at my child's school.

Answer Options	Response Count	Percent
Strongly Agree	914	33%
Agree	1294	47%
Neither Agree nor Disagree	365	13%
Disagree	155	6%
Strongly Disagree	36	1%
<i>answered question</i>		2764

09-10 Survey: NA*



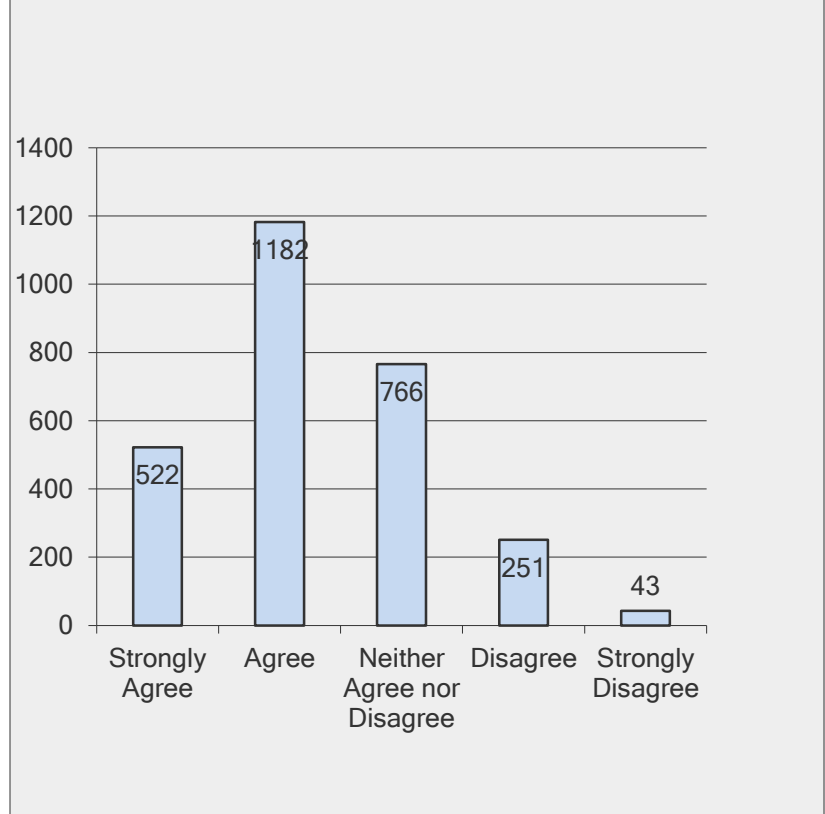
*09-10 Survey: Note: This question was not asked on the 09-10 survey. A question about music and art offerings was asked under the Extracurricular Activities section instead.



RIDGEWOOD PUBLIC SCHOOLS

Parent/Guardian Survey May 2011
 District Results: Academics, Curriculum and Instruction

My child is encouraged to try new things at school.			
Answer Options	Response Count	Percent	09-10 Survey
Strongly Agree	522	19%	14%
Agree	1182	43%	45%
Neither Agree nor Disagree	766	28%	32%
Disagree	251	9%	8%
Strongly Disagree	43	2%	2%
<i>answered question</i>		2764	



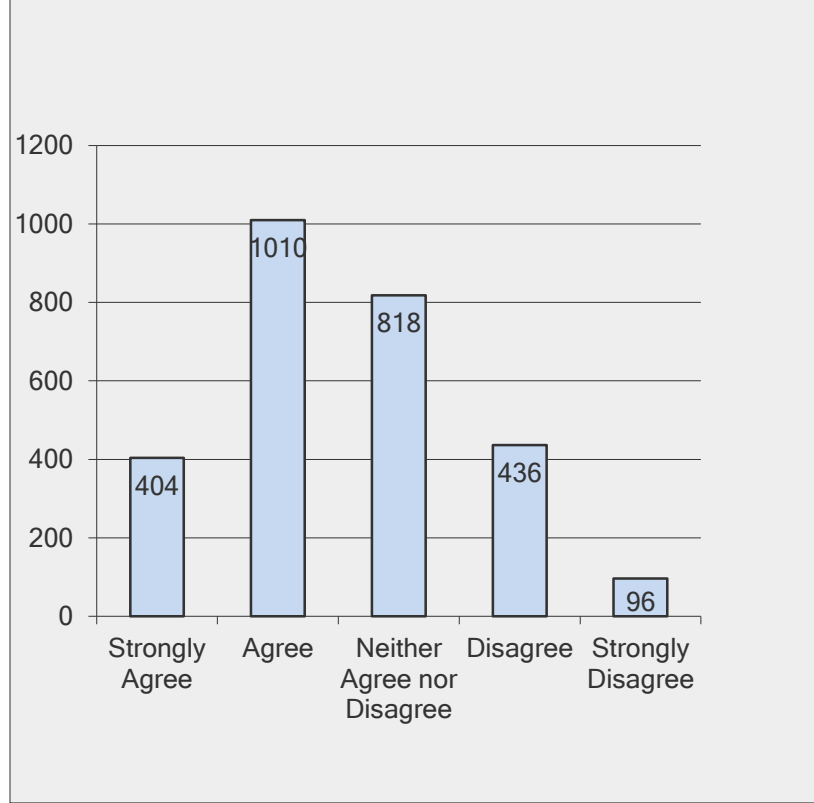


RIDGEWOOD PUBLIC SCHOOLS

Parent/Guardian Survey May 2011
District Results: Academics, Curriculum and Instruction

The school gives me ideas and opportunities to help my child do his/her best.

Answer Options	Response Count	Percent	09-10 Survey
Strongly Agree	404	15%	11%
Agree	1010	37%	38%
Neither Agree nor Disagree	818	30%	30%
Disagree	436	16%	17%
Strongly Disagree	96	4%	4%
<i>answered question</i>		2764	



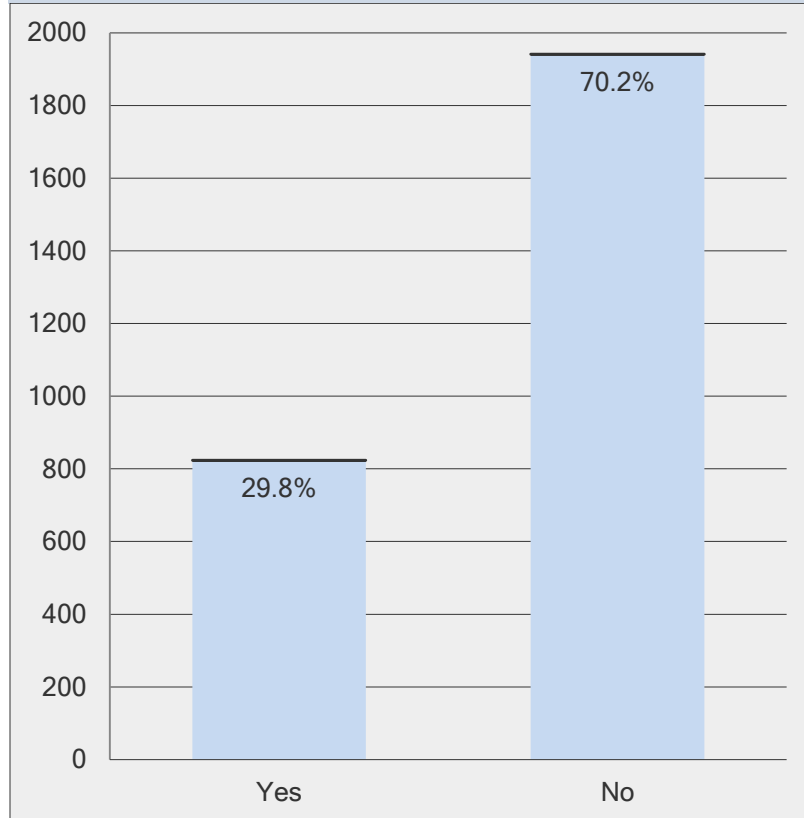


RIDGEWOOD PUBLIC SCHOOLS

Parent/Guardian Survey May 2011
District Results: Academics, Curriculum and Instruction

I supplement my child's education with professional tutoring in core subjects such as math or reading (other than SAT prep).

Answer Options	Response Percent	Response Count	09-10 Survey
Yes	29.8%	823	29%
No	70.2%	1941	71%
			2764

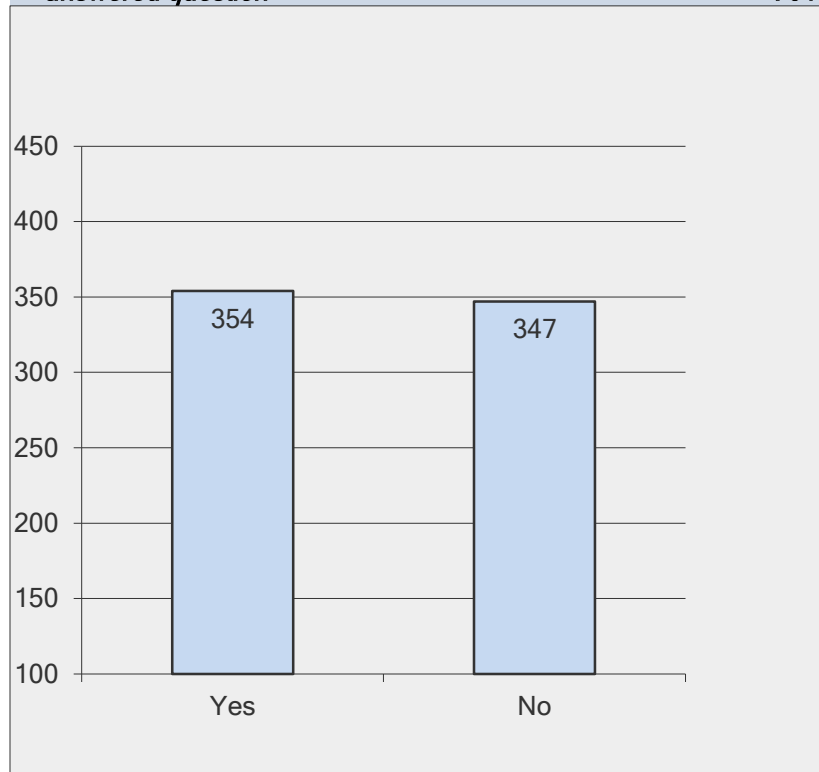




RIDGEWOOD PUBLIC SCHOOLS

Parent/Guardian Survey May 2011
District Results: Academics, Curriculum and Instruction

High school only: My child participates in SAT prep (tutor, prep classes, etc.).			
Answer Options	Response Count	Percent	09-10 Survey*
Yes	354	50%	84%
No	347	50%	16%
<i>answered question</i>			701



09-10 Survey: Note: This question was asked of all parents in all schools in 09-10 survey.

END OF SECTION

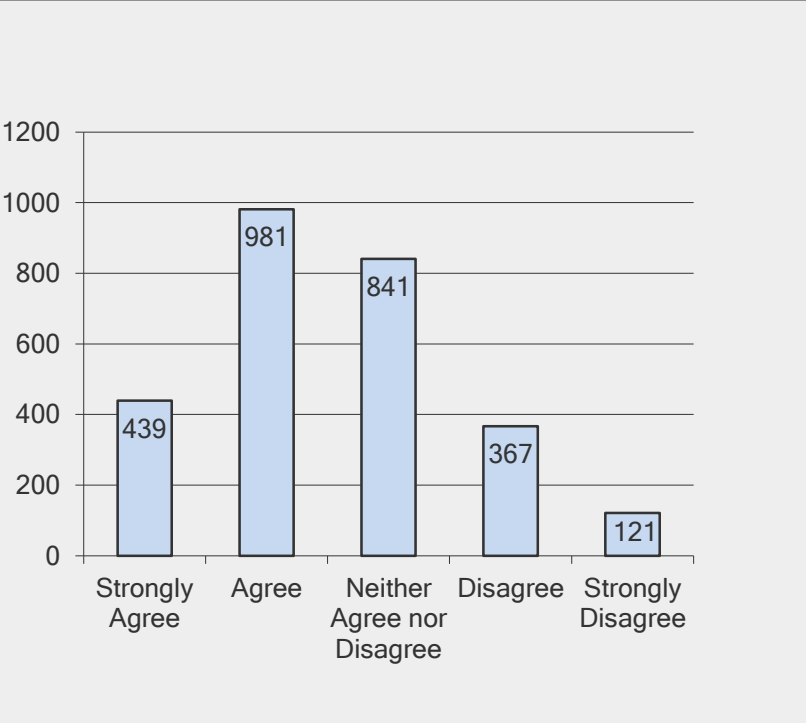


RIDGEWOOD PUBLIC SCHOOLS

Parent/Guardian Survey May 2011
District Results: Extracurricular Activities

I am satisfied with the club and afterschool opportunities at my child's school.

Answer Options	Response Count	Percent	09-10 Survey *
Strongly Agree	439	16%	19%
Agree	981	36%	47%
Neither Agree nor Disagree	841	31%	22%
Disagree	367	13%	10%
Strongly Disagree	121	4%	2%
<i>answered question</i>		2749	



* 09-10 Survey: Note: This question was asked as, "I am satisfied with the non-sports extracurricular opportunities (music, drama, etc.) in school."

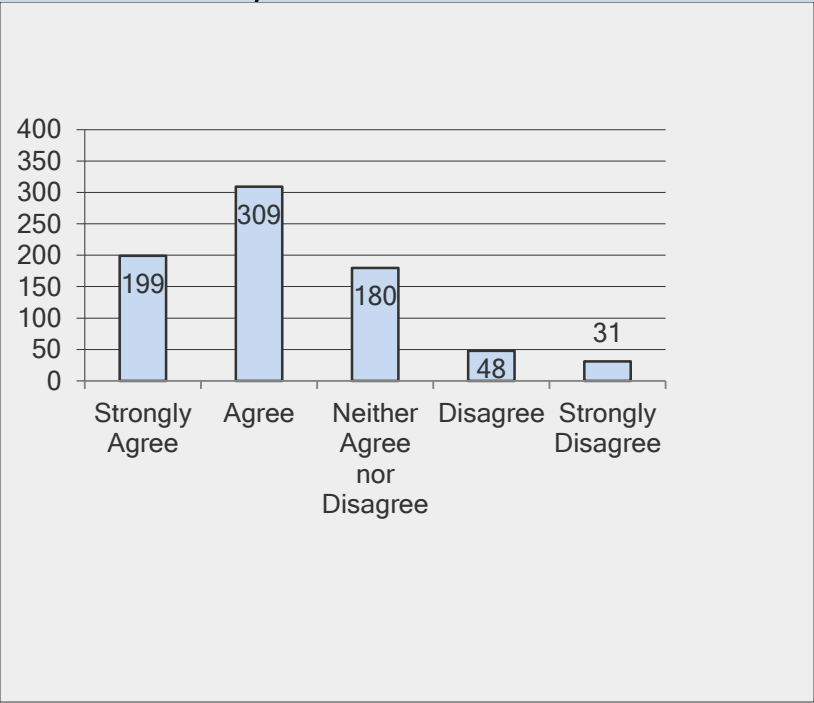


RIDGEWOOD PUBLIC SCHOOLS

Parent/Guardian Survey May 2011
District Results: Extracurricular Activities

High school only: I am satisfied with the high school's afterschool-sponsored athletic offerings.

Answer Options	Response Count	Percent	09-10 Survey*
Strongly Agree	199	26%	
Agree	309	40%	
Neither Agree nor Disagree	180	23%	
Disagree	48	6%	
Strongly Disagree	31	4%	
<i>answered question</i>		767	



*09-10 Survey: Note: This question was not asked in the 09-10 survey.

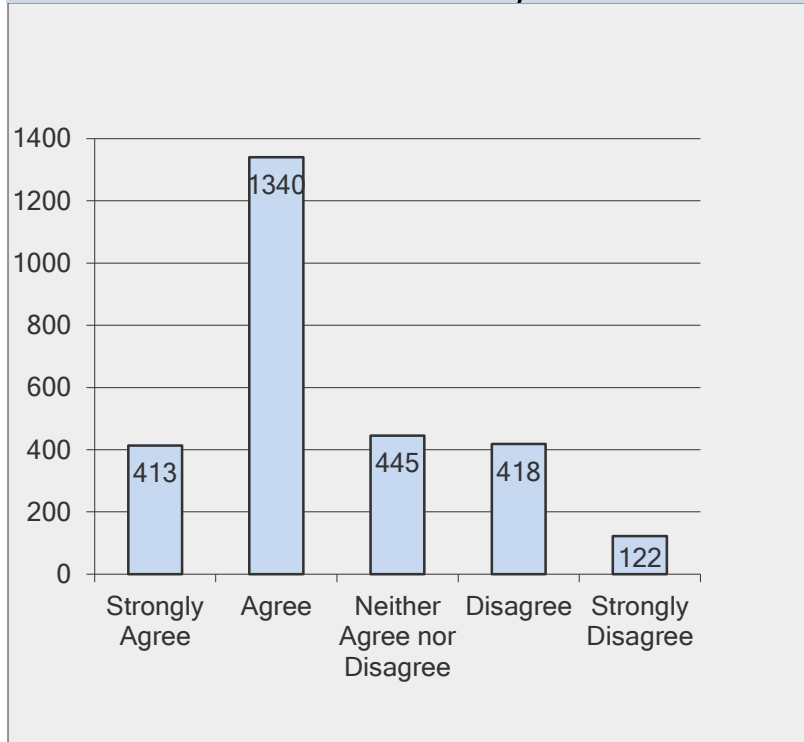
END OF SECTION



RIDGEWOOD PUBLIC SCHOOLS

Parent/Guardian Survey May 2011
District Results: Facilities

I am satisfied with the quality of the physical spaces at my child's school.			
Answer Options	Response Count	Percent	09-10 Survey
Strongly Agree	413	15%	11%
Agree	1340	49%	50%
Neither Agree nor Disagree	445	16%	16%
Disagree	418	15%	18%
Strongly Disagree	122	4%	6%
<i>answered question</i>		2738	

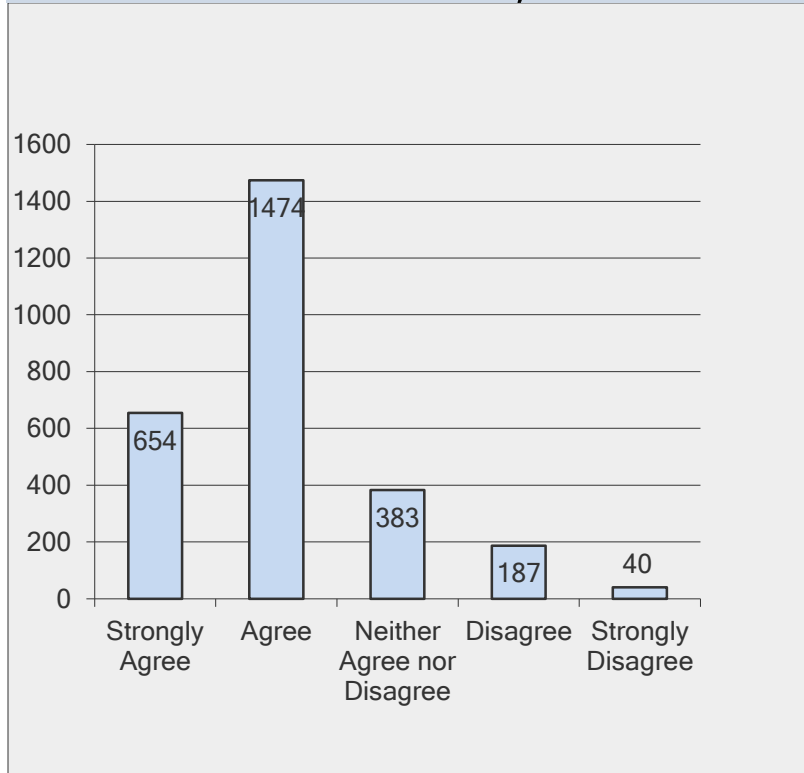




RIDGEWOOD PUBLIC SCHOOLS

Parent/Guardian Survey May 2011
District Results: Facilities

My child's school is clean and well-maintained.			
Answer Options	Response Count	Percent	09-10 Survey
Strongly Agree	654	24%	16%
Agree	1474	54%	60%
Neither Agree nor Disagree	383	14%	15%
Disagree	187	7%	9%
Strongly Disagree	40	1%	2%
<i>answered question</i>		2738	



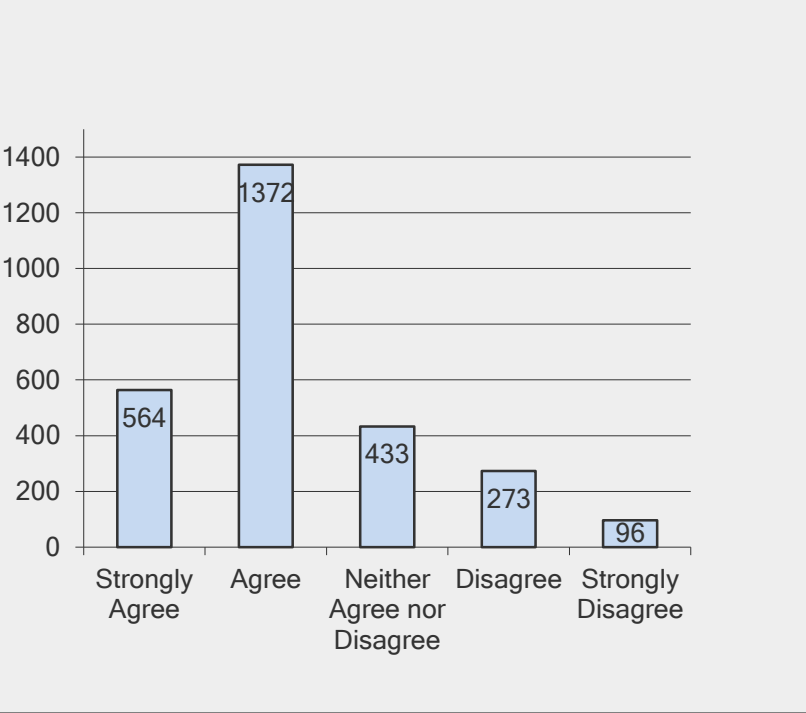


RIDGEWOOD PUBLIC SCHOOLS

Parent/Guardian Survey May 2011
District Results: Facilities

The condition/quality of the school's athletic facilities is acceptable.

Answer Options	Response Count	Percent	09-10 Survey
Strongly Agree	564	21%	11%
Agree	1372	50%	54%
Neither Agree nor Disagree	433	16%	18%
Disagree	273	10%	13%
Strongly Disagree	96	4%	5%
<i>answered question</i>		2738	



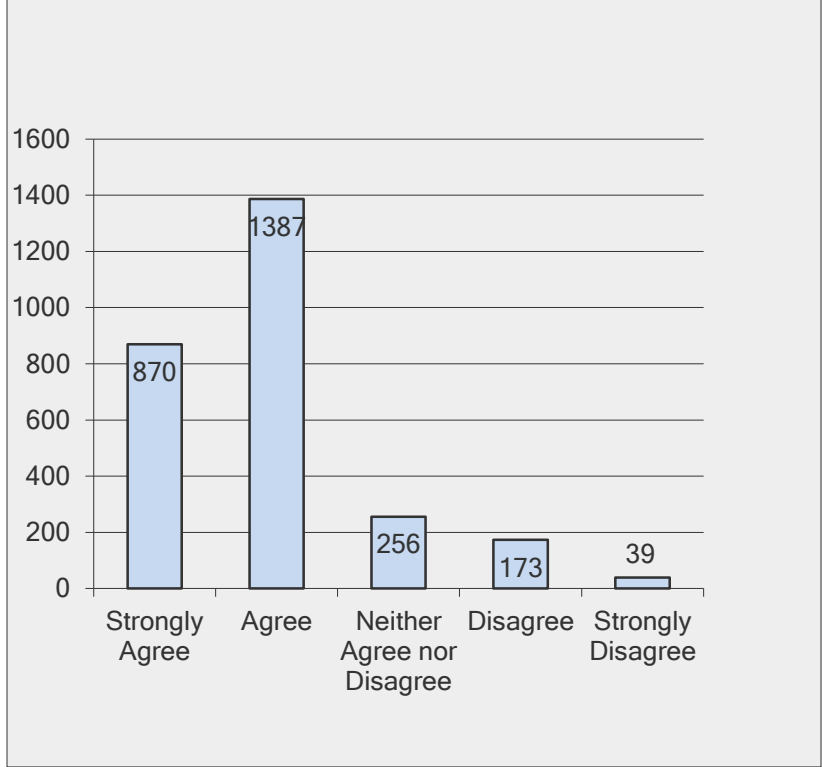
END OF SECTION



RIDGEWOOD PUBLIC SCHOOLS

Parent/Guardian Survey May 2011
District Results: Communications

I feel well-informed about school programs/services/activities.			
Answer Options	Response Count	Percent	09-10 Survey
Strongly Agree	870	32%	23%
Agree	1387	51%	56%
Neither Agree nor Disagree	256	9%	12%
Disagree	173	6%	8%
Strongly Disagree	39	1%	2%
<i>answered question</i>		2725	

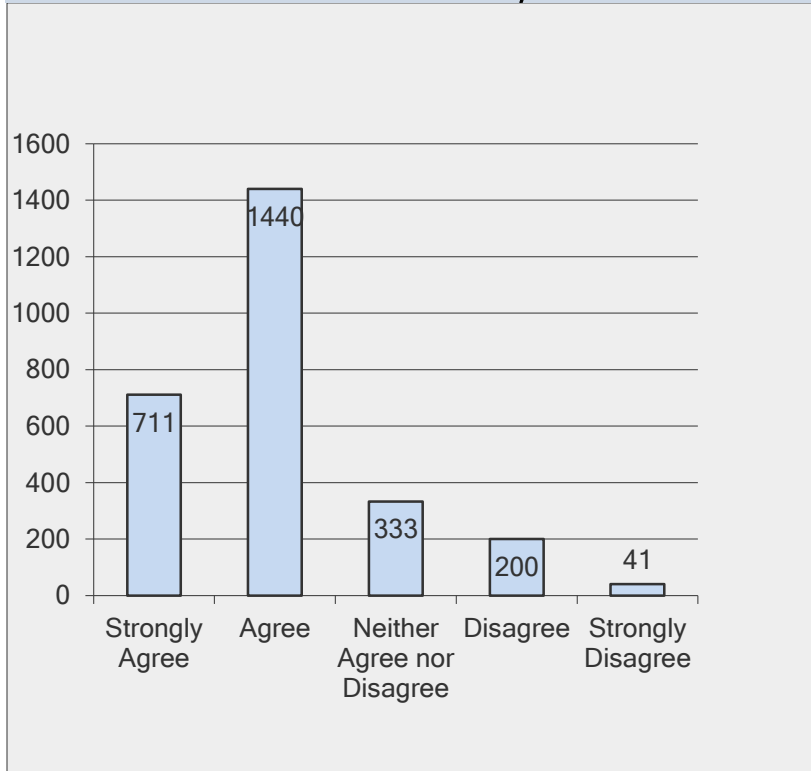




RIDGEWOOD PUBLIC SCHOOLS

Parent/Guardian Survey May 2011
District Results: Communications

The school keeps me informed of my child's progress.			
Answer Options	Response Count	Percent	09-10 Survey
Strongly Agree	711	26%	18%
Agree	1440	53%	54%
Neither Agree nor Disagree	333	12%	16%
Disagree	200	7%	11%
Strongly Disagree	41	2%	2%
<i>answered question</i>		2725	

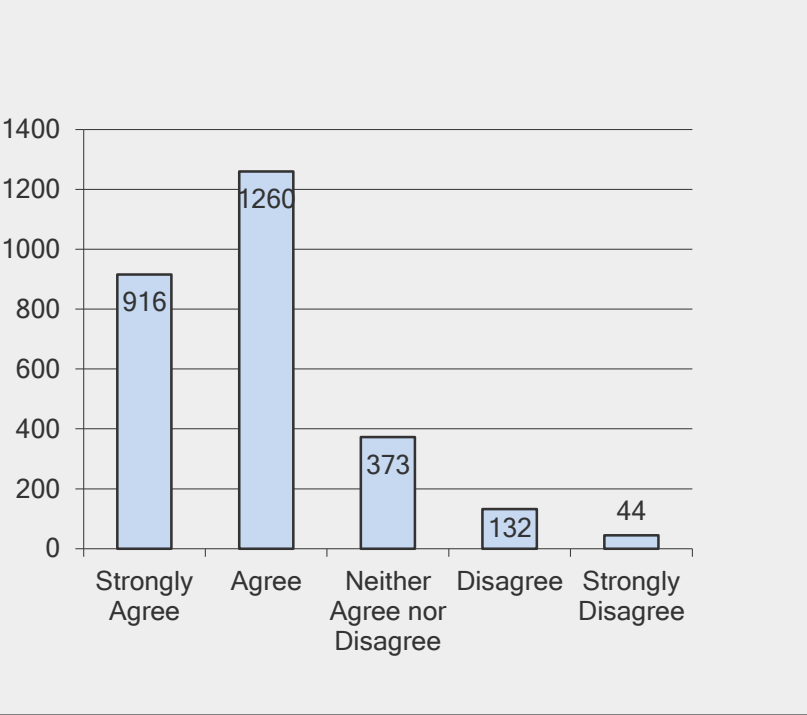




RIDGEWOOD PUBLIC SCHOOLS

Parent/Guardian Survey May 2011
District Results: Communications

School staff (teachers/principal) are responsive to parent concerns.			
Answer Options	Response Count	Percent	09-10 Survey
Strongly Agree	916	34%	29%
Agree	1260	46%	50%
Neither Agree nor Disagree	373	14%	14%
Disagree	132	5%	5%
Strongly Disagree	44	2%	2%
<i>answered question</i>		2725	





RIDGEWOOD PUBLIC SCHOOLS

Parent/Guardian Survey May 2011
District Results: Communications

District administration/Board of Ed are responsive to parent concerns.		
Answer Options	Response Count	Percent
Strongly Agree	317	12%
Agree	845	31%
Neither Agree nor Disagree	1282	47%
Disagree	189	7%
Strongly Disagree	92	3%
<i>answered question</i>		2725

09-10 Survey

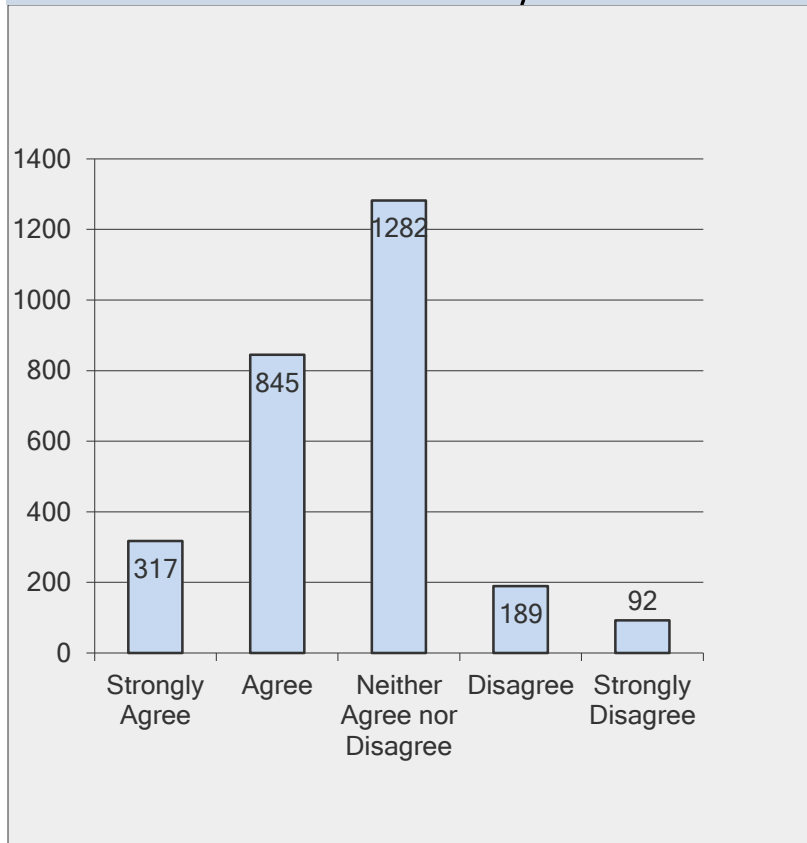
8%

31%

46%

10%

5%

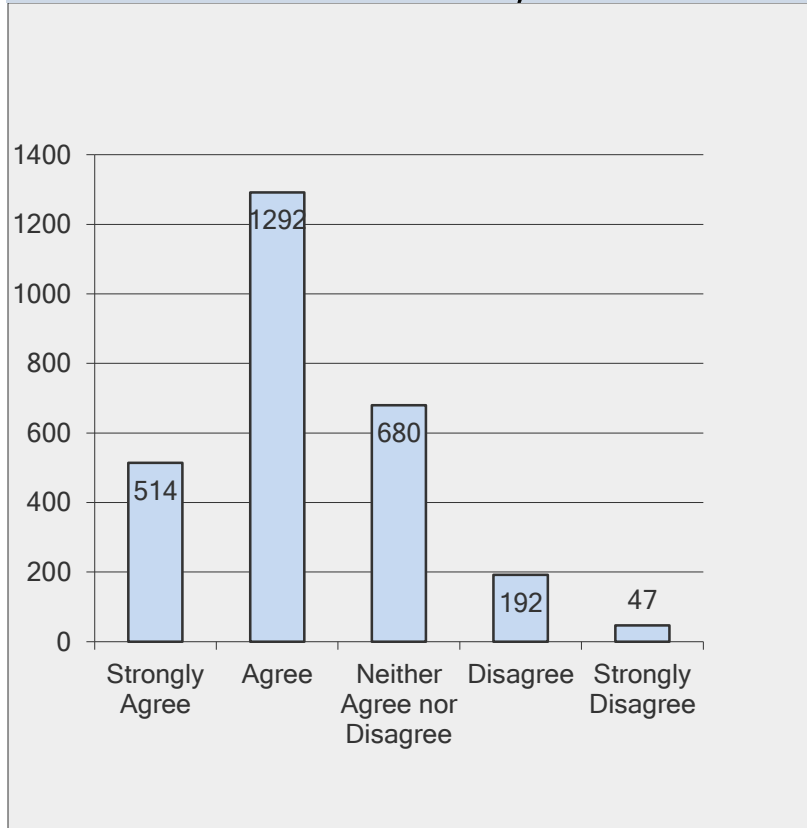




RIDGEWOOD PUBLIC SCHOOLS

Parent/Guardian Survey May 2011
District Results: Communications

I have sufficient opportunities to express my opinions or concerns regarding school.			
Answer Options	Response Count	Percent	09-10 Survey
Strongly Agree	514	19%	14%
Agree	1292	47%	51%
Neither Agree nor Disagree	680	25%	26%
Disagree	192	7%	8%
Strongly Disagree	47	2%	2%
<i>answered question</i>		2725	



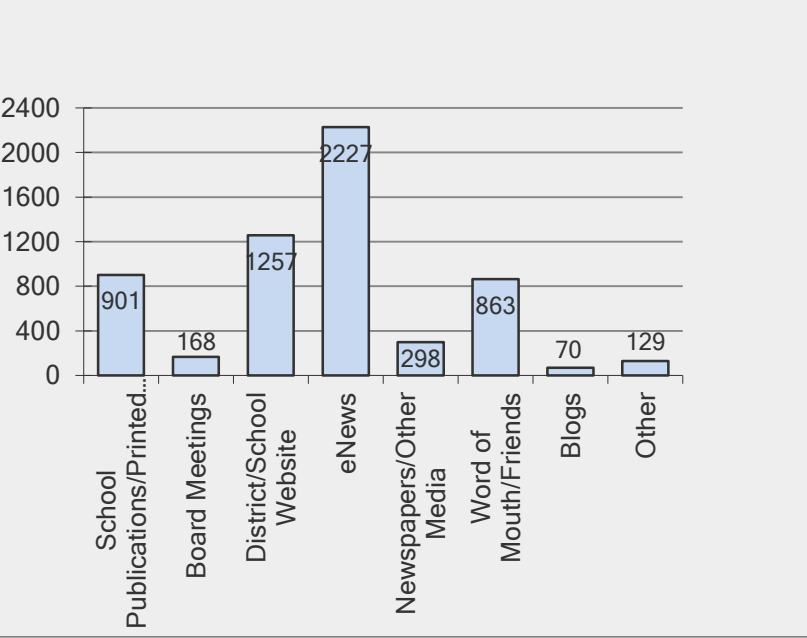


RIDGEWOOD PUBLIC SCHOOLS

Parent/Guardian Survey May 2011
District Results: Communications

How do you receive most of your school information? (Check all that apply.)

Answer Options	Response Count	Percent	09-10 Survey
School Publications/Printed Mailings	901	15%	32%
Board Meetings	168	3%	6%
District/School Website	1257	21%	42%
eNews	2227	38%	89%
Newspapers/Other Media	298	5%	13%
Word of Mouth/Friends	863	15%	42%
Blogs	70	1%	2%
Other	129	2%	4%

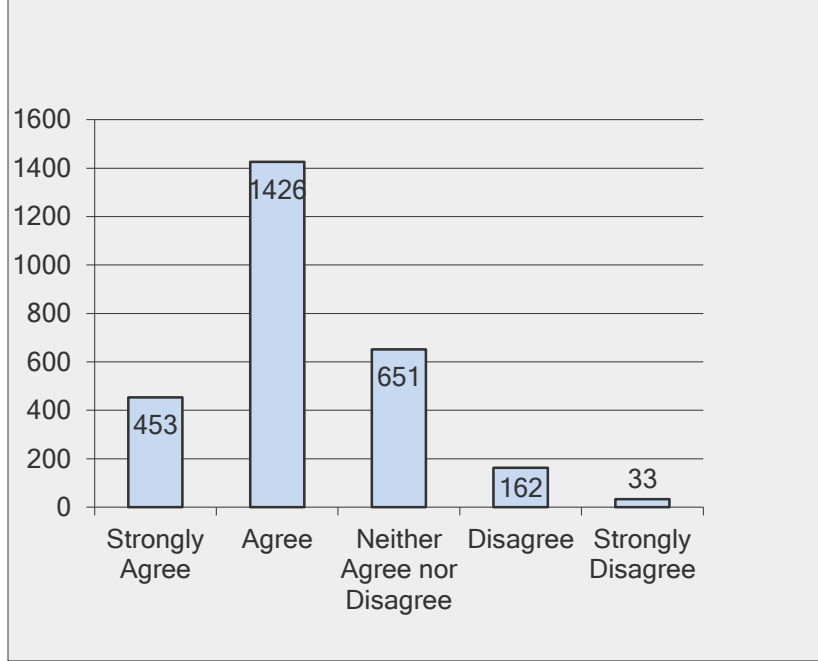




RIDGEWOOD PUBLIC SCHOOLS

Parent/Guardian Survey May 2011
District Results: Communications

The District website is a useful source for everything I need to know about Ridgewood Public Schools.			
Answer Options	Response Count	Percent	09-10 Survey
Strongly Agree	453	17%	10%
Agree	1426	52%	52%
Neither Agree nor Disagree	651	24%	29%
Disagree	162	6%	8%
Strongly Disagree	33	1%	2%
<i>answered question</i>		2725	



END OF SECTION

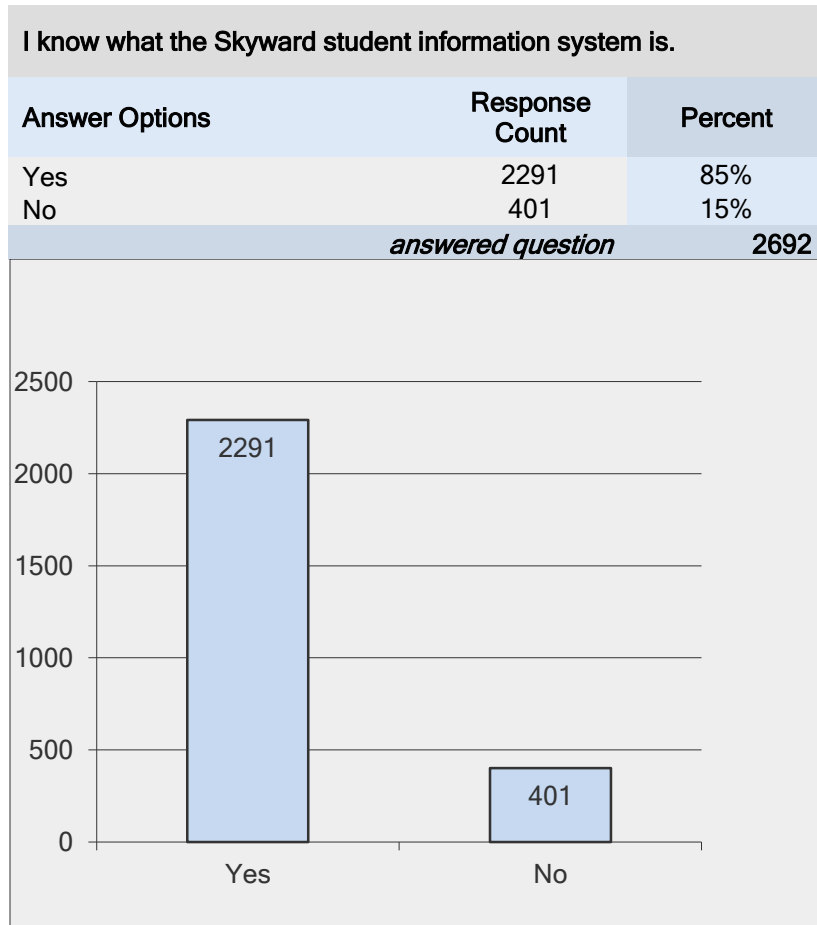


RIDGEWOOD PUBLIC SCHOOLS

Parent/Guardian Survey May 2011

District Results: Skyward Student Information System*

*Note: These questions were not asked on the 09-10 survey.



Please indicate why you log onto Skyward Family Access (check all that apply):

Answer Options	At least once a week	%	About once a month	%	About once a year	%	Never	%	Response Count
Verify or update family information	148	6%	237	10%	1400	57%	681	28%	2466
Check classroom messages	524	21%	643	26%	117	5%	1169	48%	2453
Obtain my child's grades	569	22%	855	33%	125	5%	1010	39%	2559
Check my child's attendance	317	13%	446	19%	180	8%	1444	60%	2387
<i>answered question</i>									2559

NO CHART



RIDGEWOOD PUBLIC SCHOOLS

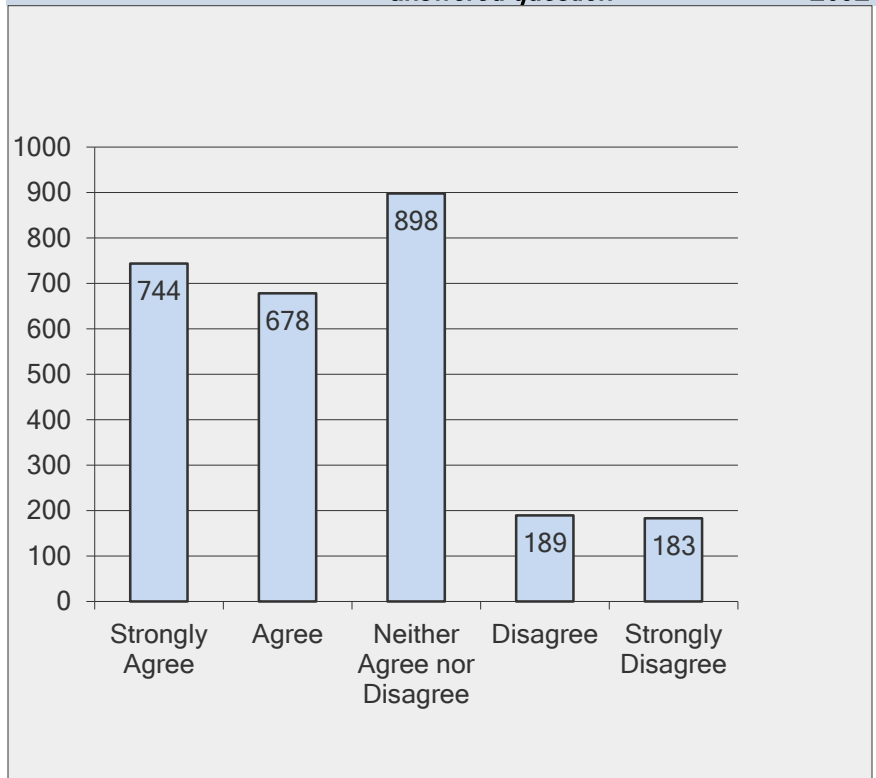
Parent/Guardian Survey May 2011

District Results: Skyward Student Information System*

*Note: These questions were not asked on the 09-10 survey.

The Skyward Family Access portal (e.g., for viewing attendance, grades and/or assignments) has been helpful for me.

Answer Options	Response Count	Percent
Strongly Agree	744	28%
Agree	678	25%
Neither Agree nor Disagree	898	33%
Disagree	189	7%
Strongly Disagree	183	7%
<i>answered question</i>		2692





RIDGEWOOD PUBLIC SCHOOLS

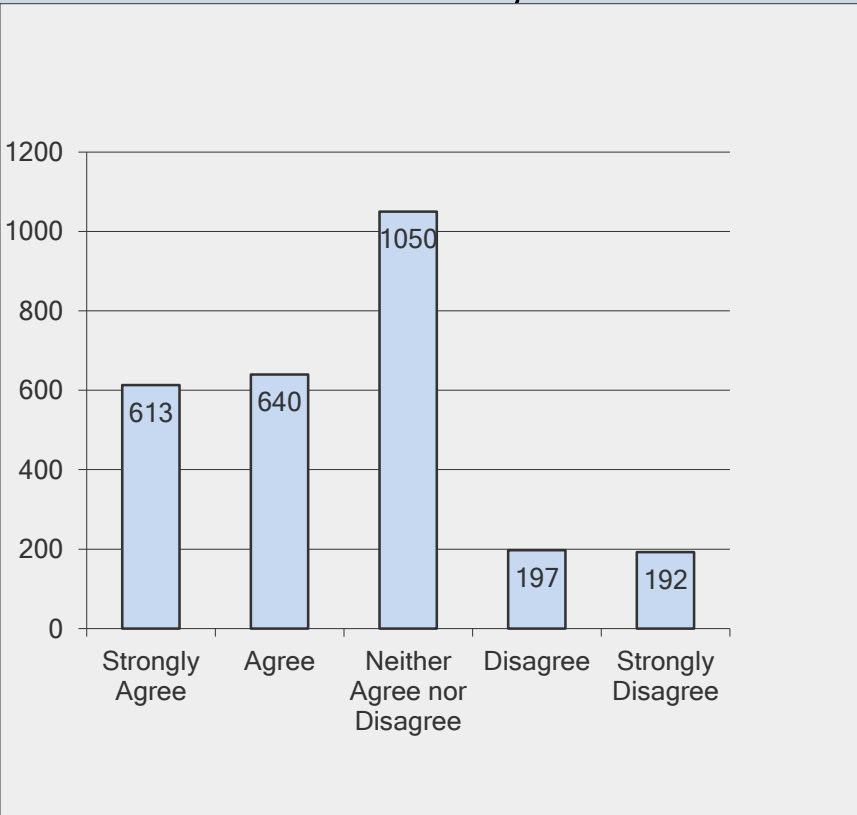
Parent/Guardian Survey May 2011

District Results: Skyward Student Information System*

*Note: These questions were not asked on the 09-10 survey.

The Skyward Family Access portal (e.g., for viewing attendance, grades and/or assignments) has been helpful for my student.

Answer Options	Response Count	Percent
Strongly Agree	613	23%
Agree	640	24%
Neither Agree nor Disagree	1050	39%
Disagree	197	7%
Strongly Disagree	192	7%
<i>answered question</i>		2692



END OF SURVEY