

Dear Parents and Guardians,

For the second consecutive year, this May the district asked its parents and guardians to fill out a survey on topics related to their children's schools and education. The results of the survey are presented here. They offer an important snapshot that the Board of Education hopes will contribute to a dialogue among all members of the school community and become a resource for making the school and the district the best they can be.

Thank you to all who took the time to complete the survey. We hope you enjoy reading the report and appreciate your feedback.

The Ridgewood Board of Education
Michele Lenhard, President
Robert Hutton, Vice President
Sheila Brogan
Christina Krauss
Charles Reilly

How to read this report

The data in this report reflects survey results for your school only. A link to the results for the whole district is also provided below. For each survey question, data are displayed in both tables and bar graphs.

Please note that not all parents participated in the survey. Your school's participation rate is noted below, along with the overall district participation rate.

How was the survey conducted?

The survey was conducted via e-mail from May 13-27, 2011. Using SurveyMonkey software, e-mail invitations with private links were sent to all parent/guardian e-mail addresses on file with the district. Survey respondents participated on a secure survey website, and only one response was allowed for each e-mail address. The survey was completely anonymous.

Numerical survey data was compiled and charts were created using SurveyMonkey. District data was compiled from the individual school surveys by

members of the Ridgewood Public Schools IT Department. The superintendent, administrators and school board members reviewed the data and all comments.

What were the results for the District as a whole?

A total of 2969 parents or guardians filled out a survey, representing a 40.5% participation rate. [Click here](#) for a summary of the district survey data.

How many parents and guardians participated in your school's survey?

As of 5.31.11	# Students	# E-mails On File	# Participants	Participation Rate 2010-2011
GWMS	664	949	352	37.0%
District	5838	7329	2969	40.5%

How can you use these survey results?

You and your school community can use the results of this survey to start conversations about your school, especially in terms of teaching and instruction, extracurricular activities, facilities, communications, parent engagement, administration and more. Parents are encouraged to talk with each other, your child's teacher(s), school administrators and/or your Home & School Association regarding any specific issues, ideas or suggestions that arise from the survey results.

Complete survey results have been provided to your school's principal, as well as central administration at the Education Center and members of the Ridgewood Board of Education.

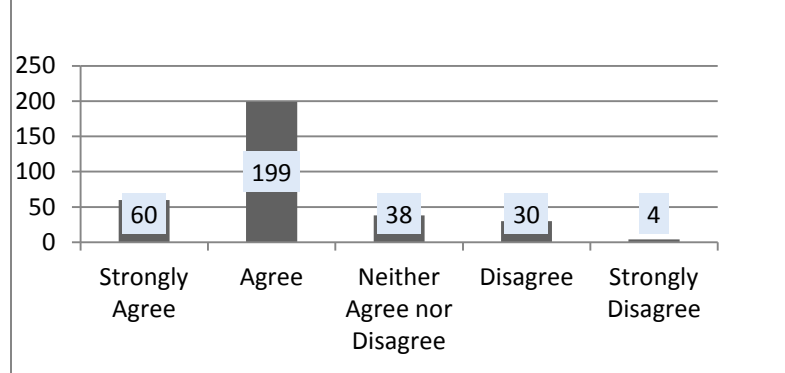


RIDGEWOOD PUBLIC SCHOOLS

GWMS Parent/Guardian Survey May 2011
Section: General

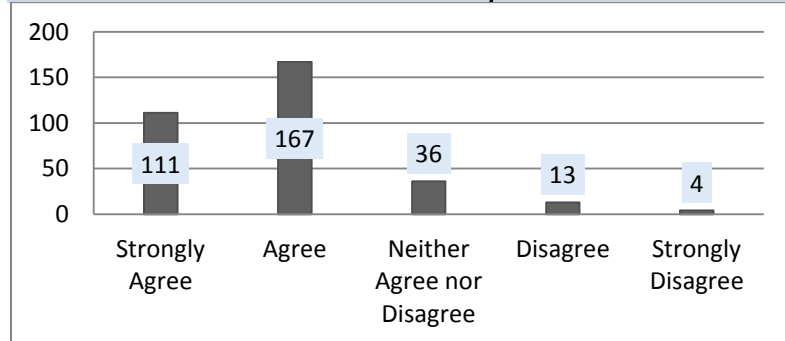
I am satisfied with the overall quality of my child's education.

Answer Options	Response Count	Percent
Strongly Agree	60	18%
Agree	199	60%
Neither Agree nor Disagree	38	11%
Disagree	30	9%
Strongly Disagree	4	1%
<i>answered question</i>		331



My child likes going to school.

Answer Options	Response Count	Percent
Strongly Agree	111	34%
Agree	167	50%
Neither Agree nor Disagree	36	11%
Disagree	13	4%
Strongly Disagree	4	1%
<i>answered question</i>		331





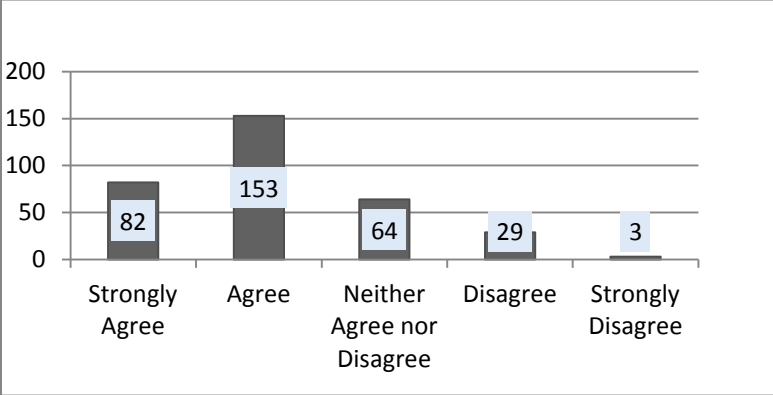
RIDGEWOOD PUBLIC SCHOOLS

GWMS Parent/Guardian Survey May 2011
Section: General

I would recommend my child's school to other parents.

Answer Options	Response Count	Percent
Strongly Agree	82	25%
Agree	153	46%
Neither Agree nor Disagree	64	19%
Disagree	29	9%
Strongly Disagree	3	1%

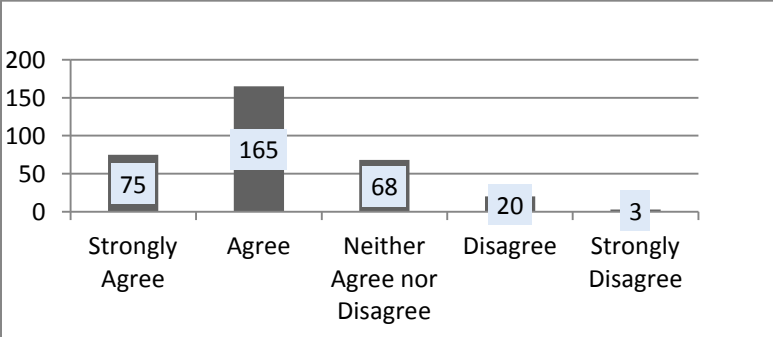
answered question 331



I feel welcome in my child's school.

Answer Options	Response Count	Percent
Strongly Agree	75	23%
Agree	165	50%
Neither Agree nor Disagree	68	21%
Disagree	20	6%
Strongly Disagree	3	1%

answered question 331





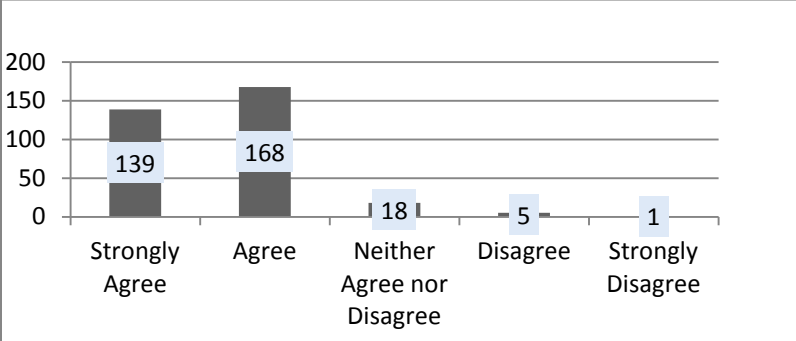
RIDGEWOOD PUBLIC SCHOOLS

GWMS Parent/Guardian Survey May 2011
Section: General

My child is safe at school.

Answer Options	Response Count	Percent
Strongly Agree	139	42%
Agree	168	51%
Neither Agree nor Disagree	18	5%
Disagree	5	2%
Strongly Disagree	1	0%

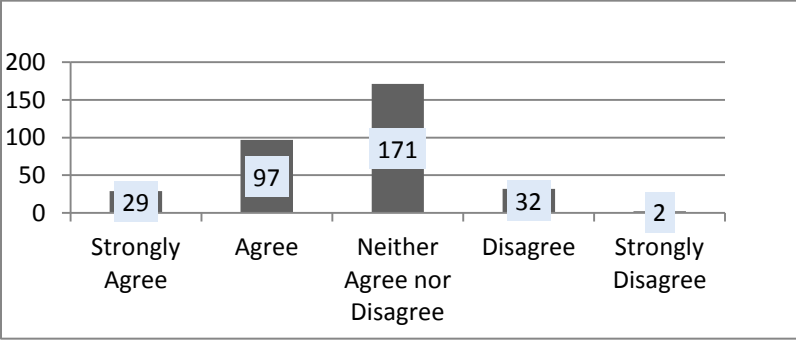
answered question **331**



I would like to be more involved in my child's school.

Answer Options	Response Count	Percent
Strongly Agree	29	9%
Agree	97	29%
Neither Agree nor Disagree	171	52%
Disagree	32	10%
Strongly Disagree	2	1%

answered question **331**



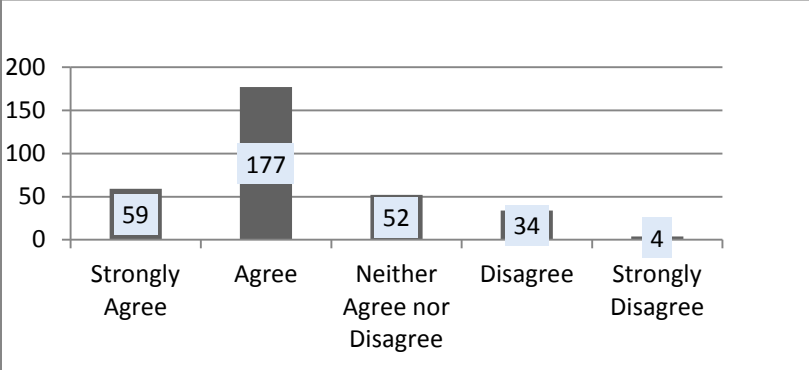


RIDGEWOOD PUBLIC SCHOOLS

GWMS Parent/Guardian Survey May 2011
Section: Academics, Curriculum and Instruction

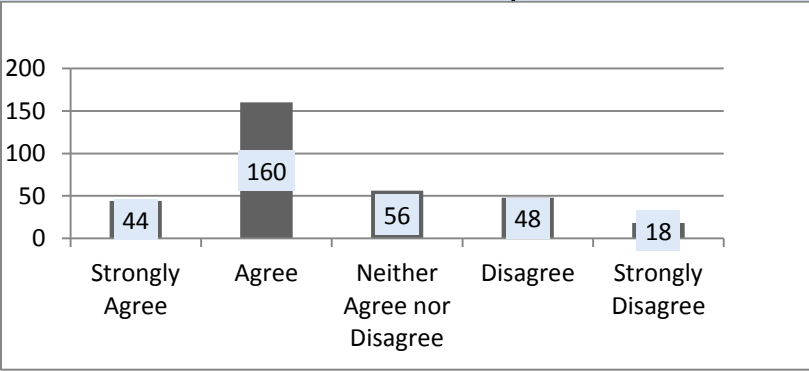
I am pleased with the academic progress of my child.

Answer Options	Response Count	Percent
Strongly Agree	59	18%
Agree	177	54%
Neither Agree nor Disagree	52	16%
Disagree	34	10%
Strongly Disagree	4	1%
<i>answered question</i>		326



My child is challenged academically.

Answer Options	Response Count	Percent
Strongly Agree	44	13%
Agree	160	49%
Neither Agree nor Disagree	56	17%
Disagree	48	15%
Strongly Disagree	18	6%
<i>answered question</i>		326



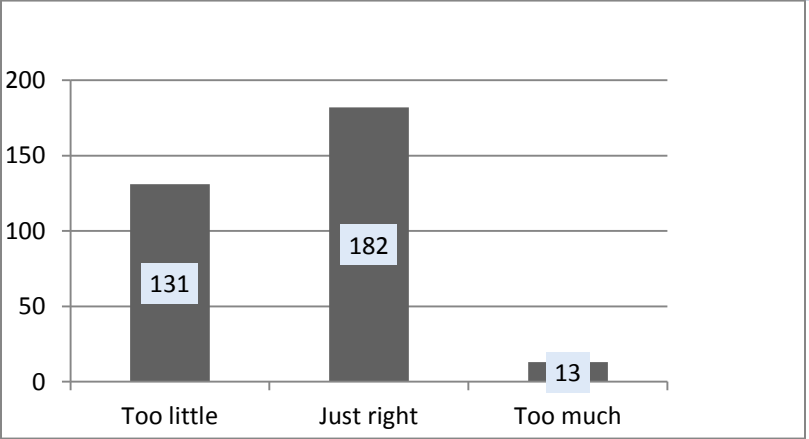


RIDGEWOOD PUBLIC SCHOOLS

GWMS Parent/Guardian Survey May 2011
Section: Academics, Curriculum and Instruction

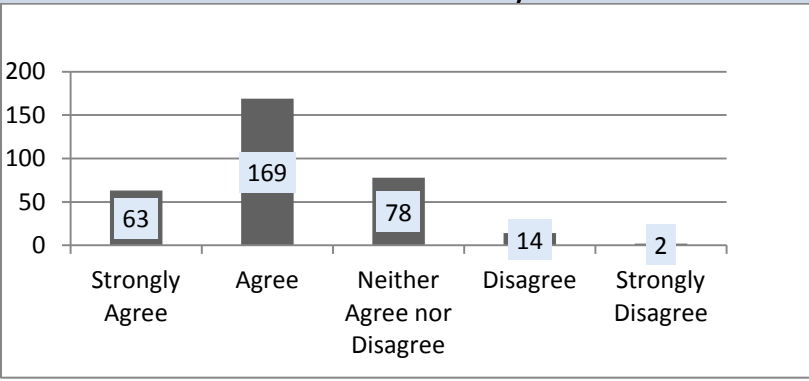
The amount of homework my child receives is:

Answer Options	Response Count	Percent
Too little	131	40%
Just right	182	56%
Too much	13	4%
<i>answered question</i>		326



I am satisfied with the health and wellness offerings at my child's school.

Answer Options	Response Count	Percent
Strongly Agree	63	19%
Agree	169	52%
Neither Agree nor Disagree	78	24%
Disagree	14	4%
Strongly Disagree	2	1%
<i>answered question</i>		326



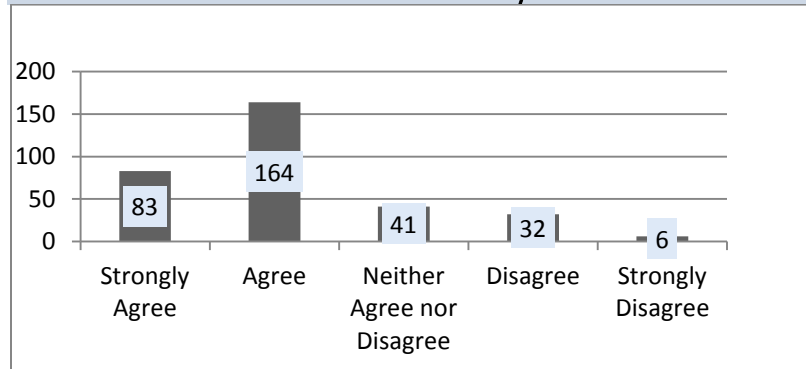


RIDGEWOOD PUBLIC SCHOOLS

GWMS Parent/Guardian Survey May 2011
Section: Academics, Curriculum and Instruction

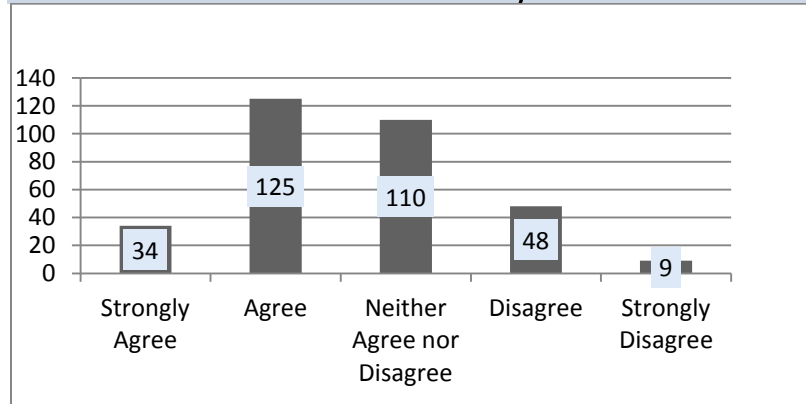
I am satisfied with the music and art offerings at my child's school.

Answer Options	Response Count	Percent
Strongly Agree	83	25%
Agree	164	50%
Neither Agree nor Disagree	41	13%
Disagree	32	10%
Strongly Disagree	6	2%
<i>answered question</i>		326



My child is encouraged to try new things at school.

Answer Options	Response Count	Percent
Strongly Agree	34	10%
Agree	125	38%
Neither Agree nor Disagree	110	34%
Disagree	48	15%
Strongly Disagree	9	3%
<i>answered question</i>		326



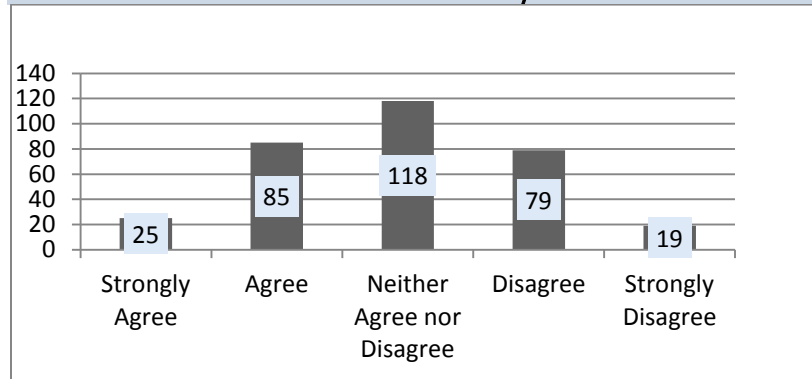


RIDGEWOOD PUBLIC SCHOOLS

GWMS Parent/Guardian Survey May 2011
Section: Academics, Curriculum and Instruction

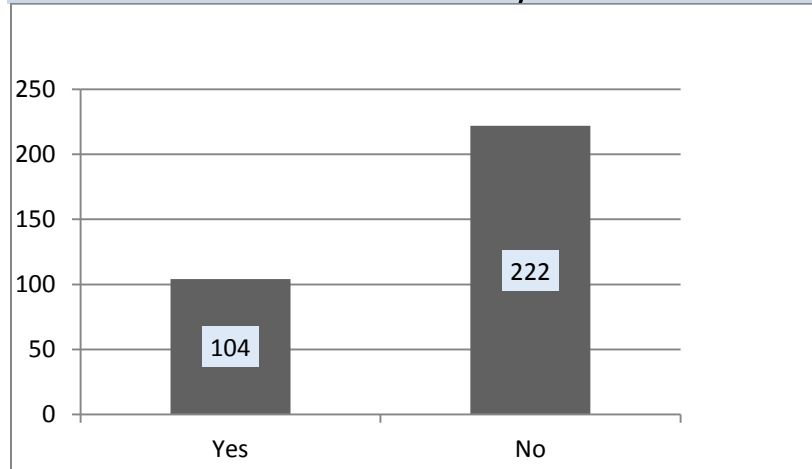
The school gives me ideas and opportunities to help my child do his/her best.

Answer Options	Response Count	Percent
Strongly Agree	25	8%
Agree	85	26%
Neither Agree nor Disagree	118	36%
Disagree	79	24%
Strongly Disagree	19	6%
<i>answered question</i>		326



I supplement my child's education with professional tutoring in core subjects such as math or reading (other than SAT prep).

Answer Options	Response Count	Percent
Yes	104	32%
No	222	68%
<i>answered question</i>		326



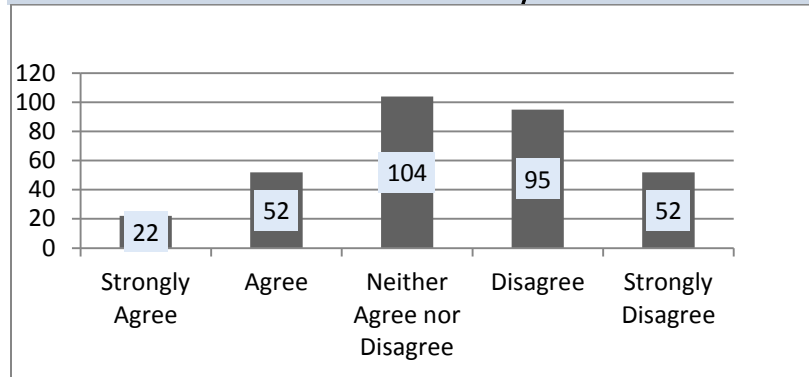


RIDGEWOOD PUBLIC SCHOOLS

GWMS Parent/Guardian Survey May 2011 Section: Extracurricular Activities

I am satisfied with the club and afterschool opportunities at my child's school.

Answer Options	Response Count	Percent
Strongly Agree	22	7%
Agree	52	16%
Neither Agree nor Disagree	104	32%
Disagree	95	29%
Strongly Disagree	52	16%
<i>answered question</i>		325



END OF SECTION

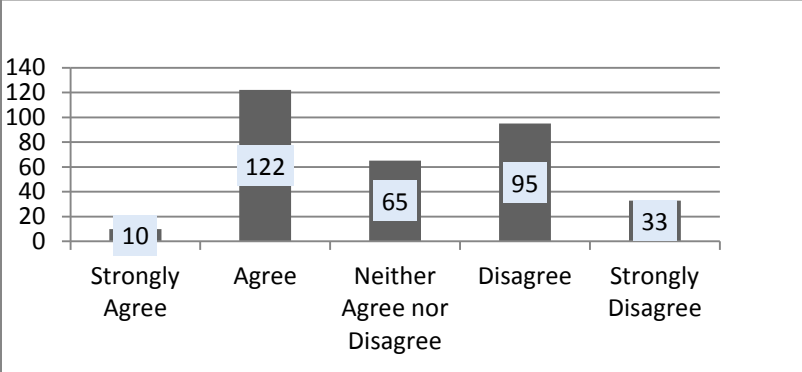


RIDGEWOOD PUBLIC SCHOOLS

GWMS Parent/Guardian Survey May 2011
Section: Facilities

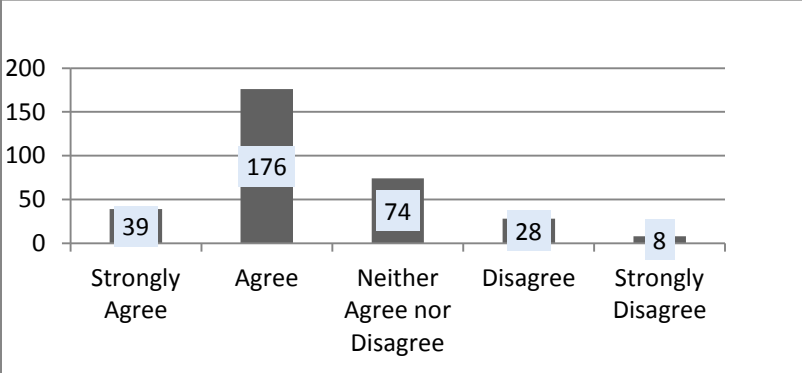
I am satisfied with the quality of the physical spaces at my child's school.

Answer Options	Response Count	Percent
Strongly Agree	10	3%
Agree	122	38%
Neither Agree nor Disagree	65	20%
Disagree	95	29%
Strongly Disagree	33	10%
<i>answered question</i>		325



My child's school is clean and well-maintained.

Answer Options	Response Count	Percent
Strongly Agree	39	12%
Agree	176	54%
Neither Agree nor Disagree	74	23%
Disagree	28	9%
Strongly Disagree	8	2%
<i>answered question</i>		325





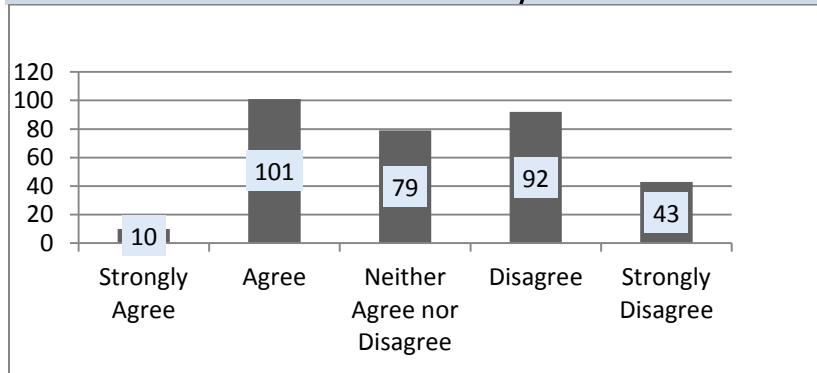
RIDGEWOOD PUBLIC SCHOOLS

GWMS Parent/Guardian Survey May 2011 Section: Facilities

The condition/quality of the school's athletic facilities is acceptable.

Answer Options	Response Count	Percent
Strongly Agree	10	3%
Agree	101	31%
Neither Agree nor Disagree	79	24%
Disagree	92	28%
Strongly Disagree	43	13%

answered question **325**



END OF SECTION

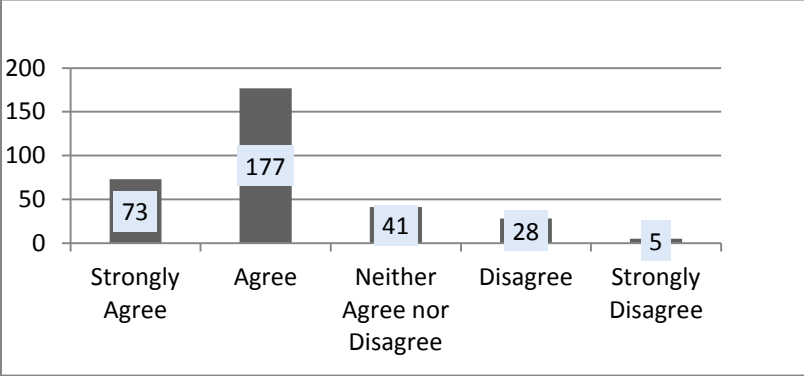


RIDGEWOOD PUBLIC SCHOOLS

GWMS Parent/Guardian Survey May 2011
Section: Communications

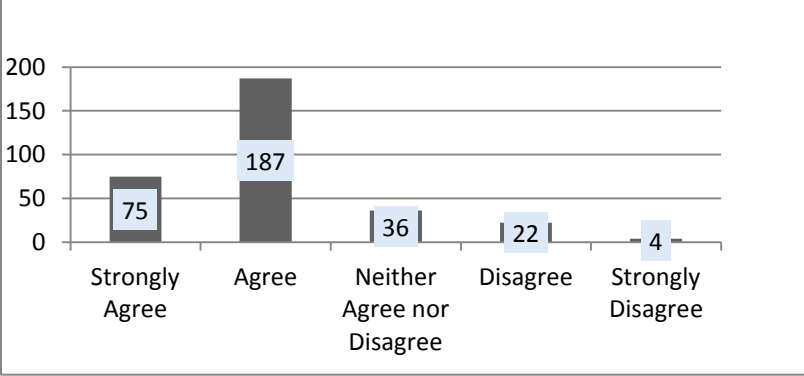
I feel well-informed about school programs/services/activities.

Answer Options	Response Count	Percent
Strongly Agree	73	23%
Agree	177	55%
Neither Agree nor Disagree	41	13%
Disagree	28	9%
Strongly Disagree	5	2%
<i>answered question</i>		324



The school keeps me informed of my child's progress.

Answer Options	Response Count	Percent
Strongly Agree	75	23%
Agree	187	58%
Neither Agree nor Disagree	36	11%
Disagree	22	7%
Strongly Disagree	4	1%
<i>answered question</i>		324



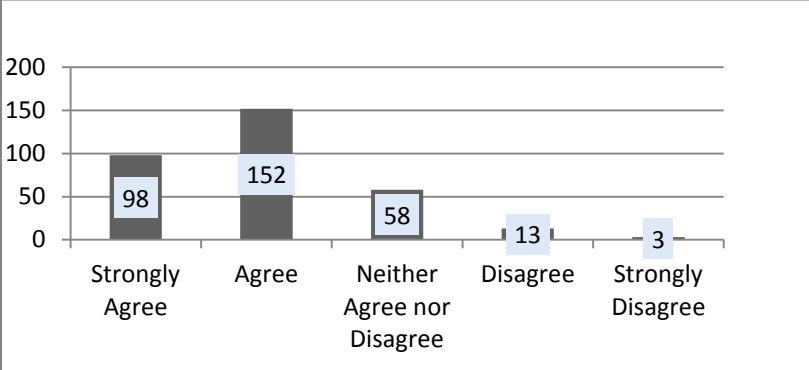


RIDGEWOOD PUBLIC SCHOOLS

GWMS Parent/Guardian Survey May 2011
Section: Communications

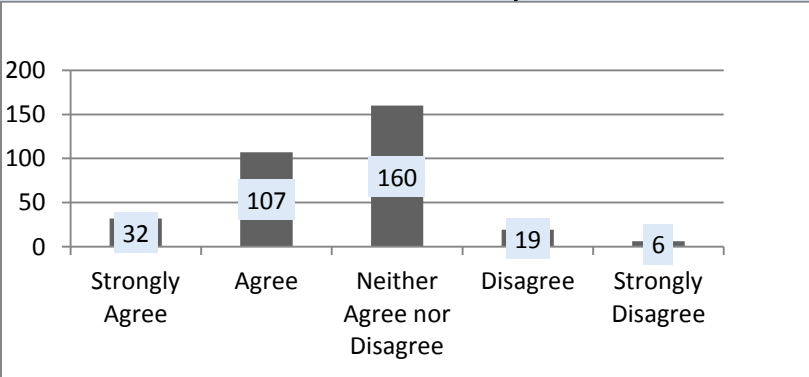
School staff (teachers/principal) are responsive to parent concerns.

Answer Options	Response Count	Percent
Strongly Agree	98	30%
Agree	152	47%
Neither Agree nor Disagree	58	18%
Disagree	13	4%
Strongly Disagree	3	1%
<i>answered question</i>		324



District administration/Board of Ed are responsive to parent concerns.

Answer Options	Response Count	Percent
Strongly Agree	32	10%
Agree	107	33%
Neither Agree nor Disagree	160	49%
Disagree	19	6%
Strongly Disagree	6	2%
<i>answered question</i>		324





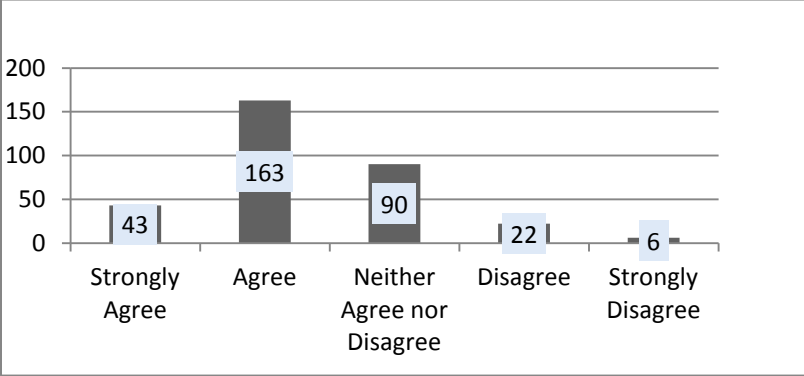
RIDGEWOOD PUBLIC SCHOOLS

GWMS Parent/Guardian Survey May 2011
Section: Communications

I have sufficient opportunities to express my opinions or concerns regarding school.

Answer Options	Response Count	Percent
Strongly Agree	43	13%
Agree	163	50%
Neither Agree nor Disagree	90	28%
Disagree	22	7%
Strongly Disagree	6	2%

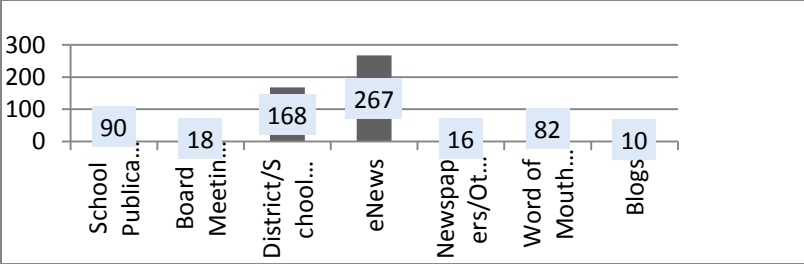
answered question **324**



How do you receive most of your school information? (Check all that apply.)

Answer Options	Response Count	Percent
School Publications/Printed Mailings	90	28%
Board Meetings	18	6%
District/School Website	168	52%
eNews	267	82%
Newspapers/Other Media	16	5%
Word of Mouth/Friends	82	25%
Blogs	10	3%
Other		4%

answered question **324**



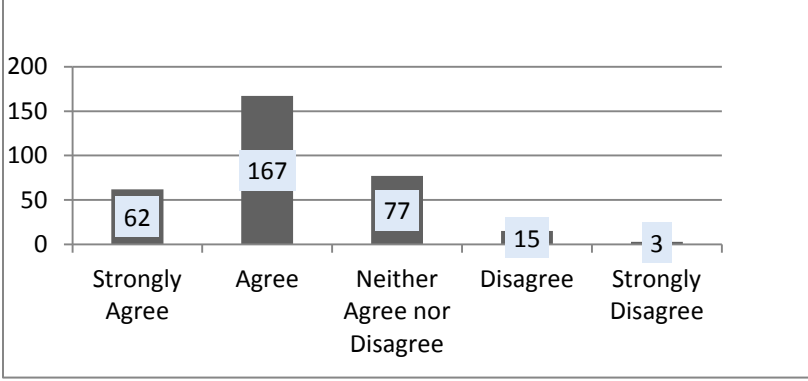


RIDGEWOOD PUBLIC SCHOOLS

GWMS Parent/Guardian Survey May 2011
Section: Communications

The District website is a useful source for everything I need to know about Ridgewood Public Schools.

Answer Options	Response Count	Percent
Strongly Agree	62	19%
Agree	167	52%
Neither Agree nor Disagree	77	24%
Disagree	15	5%
Strongly Disagree	3	1%
<i>answered question</i>		324

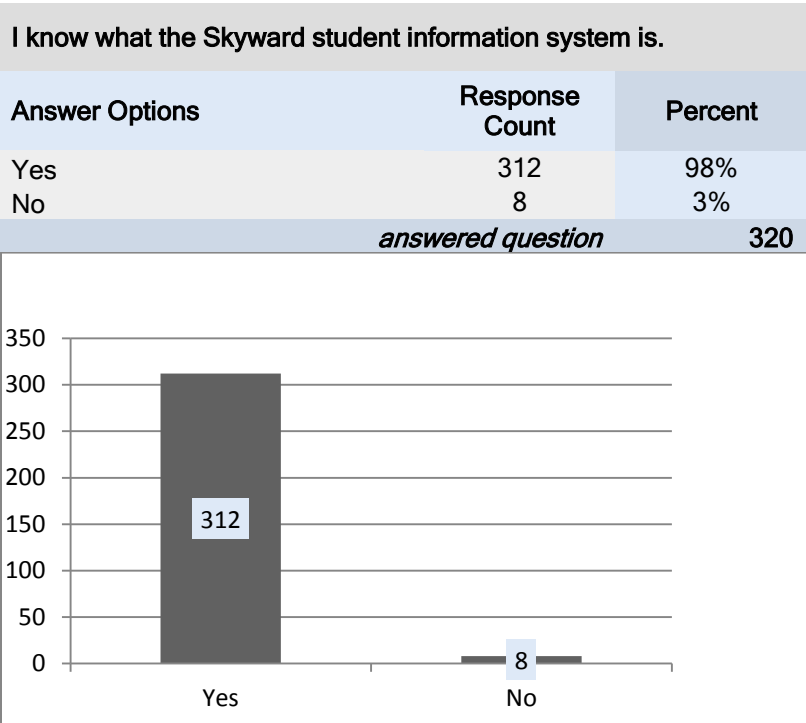


END OF SECTION



RIDGEWOOD PUBLIC SCHOOLS

GWMS Parent/Guardian Survey May 2011
Section: Skyward Student Information System



Please indicate why you log onto Skyward Family Access (check all that apply):

Answer Options	At least once a week	About once a month	About once a year	Never	Response Count
Verify or update family information	22	32	185	34	273
Check classroom messages	75	136	11	64	286
Obtain my child's grades	127	165	7	16	315
Check my child's attendance	37	62	25	142	266
<i>answered question</i>					320

NO CHART

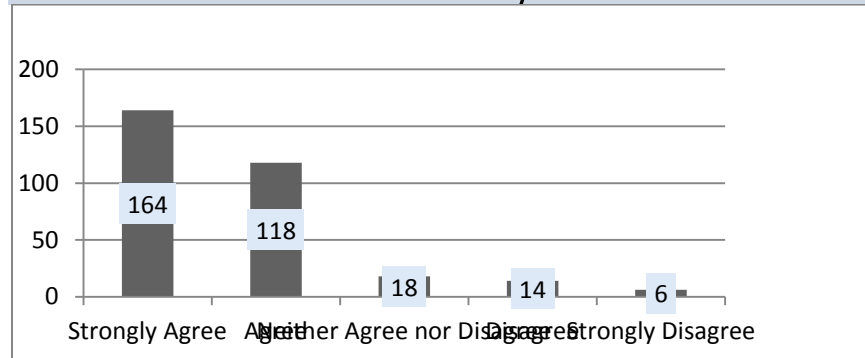


RIDGEWOOD PUBLIC SCHOOLS

GWMS Parent/Guardian Survey May 2011
Section: Skyward Student Information System

The Skyward Family Access portal (e.g., for viewing attendance, grades and/or assignments) has been helpful for me.

Answer Options	Response Count	Percent
Strongly Agree	164	51%
Agree	118	37%
Neither Agree nor Disagree	18	6%
Disagree	14	4%
Strongly Disagree	6	2%
<i>answered question</i>		320



The Skyward Family Access portal (e.g., for viewing attendance, grades and/or assignments) has been helpful for my student.

Answer Options	Response Count	Percent
Strongly Agree	138	43%
Agree	110	34%
Neither Agree nor Disagree	51	16%
Disagree	12	4%
Strongly Disagree	9	3%
<i>answered question</i>		320

