

Dear Parents and Guardians,

For the second consecutive year, this May the district asked its parents and guardians to fill out a survey on topics related to their children's schools and education. The results of the survey are presented here. They offer an important snapshot that the Board of Education hopes will contribute to a dialogue among all members of the school community and become a resource for making the school and the district the best they can be.

Thank you to all who took the time to complete the survey. We hope you enjoy reading the report and appreciate your feedback.

The Ridgewood Board of Education  
Michele Lenhard, President  
Robert Hutton, Vice President  
Sheila Brogan  
Christina Krauss  
Charles Reilly

### **How to read this report**

The data in this report reflects survey results for your school only. A link to the results for the whole district is also provided below. For each survey question, data are displayed in both tables and bar graphs.

Please note that not all parents participated in the survey. Your school's participation rate is noted below, along with the overall district participation rate.

### **How was the survey conducted?**

The survey was conducted via e-mail from May 13-27, 2011. Using SurveyMonkey software, e-mail invitations with private links were sent to all parent/guardian e-mail addresses on file with the district. Survey respondents participated on a secure survey website, and only one response was allowed for each e-mail address. The survey was completely anonymous.

Numerical survey data was compiled and charts were created using SurveyMonkey. District data was compiled from the individual school surveys by

members of the Ridgewood Public Schools IT Department. The superintendent, administrators and school board members reviewed the data and all comments.

### **What were the results for the District as a whole?**

A total of 2969 parents or guardians filled out a survey, representing a 40.5% participation rate. [Click here](#) for a summary of the district survey data.

### **How many parents and guardians participated in your school's survey?**

As of 5.31.11	# Students	# E-mails On File	# Participants	Participation Rate 2010-2011
Hawes	408	505	224	44.4%
District	5838	7329	2969	40.5%

### **How can you use these survey results?**

You and your school community can use the results of this survey to start conversations about your school, especially in terms of teaching and instruction, extracurricular activities, facilities, communications, parent engagement, administration and more. Parents are encouraged to talk with each other, your child's teacher(s), school administrators and/or your Home & School Association regarding any specific issues, ideas or suggestions that arise from the survey results.

Complete survey results have been provided to your school's principal, as well as central administration at the Education Center and members of the Ridgewood Board of Education.



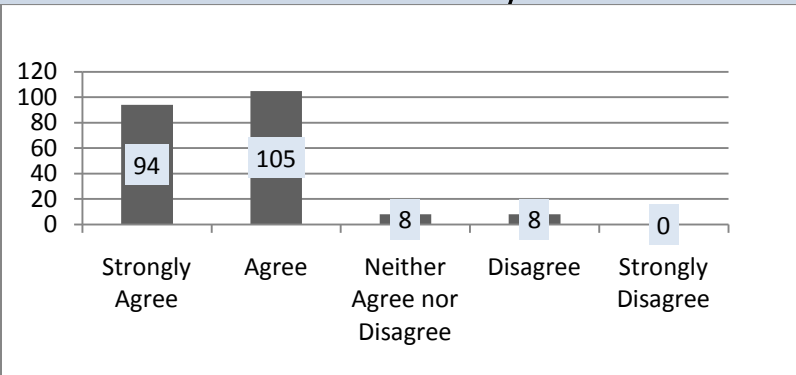
RIDGEWOOD PUBLIC SCHOOLS

### Hawes Parent/Guardian Survey May 2011 Section: General

I am satisfied with the overall quality of my child's education.

Answer Options	Response Count	Percent
Strongly Agree	94	44%
Agree	105	49%
Neither Agree nor Disagree	8	4%
Disagree	8	4%
Strongly Disagree	0	0%

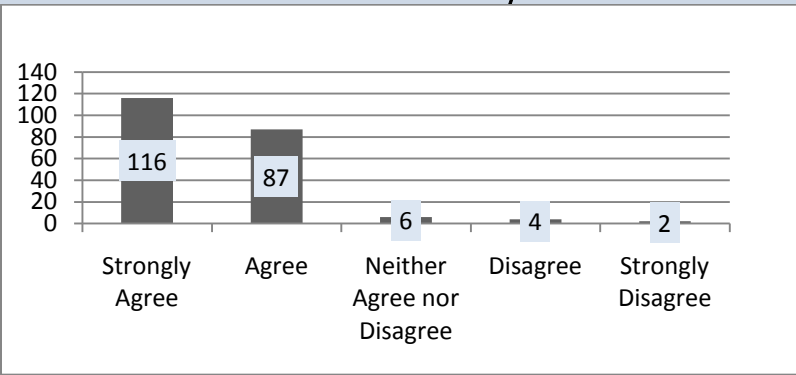
*answered question* 215



My child likes going to school.

Answer Options	Response Count	Percent
Strongly Agree	116	54%
Agree	87	40%
Neither Agree nor Disagree	6	3%
Disagree	4	2%
Strongly Disagree	2	1%

*answered question* 215





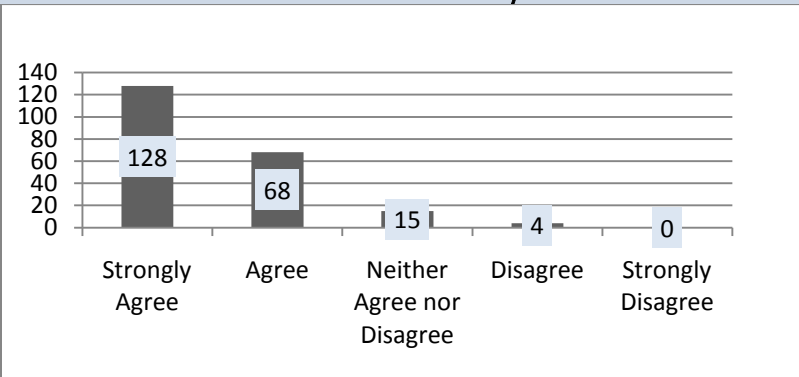
RIDGEWOOD PUBLIC SCHOOLS

Hawes Parent/Guardian Survey May 2011  
Section: General

I would recommend my child's school to other parents.

Answer Options	Response Count	Percent
Strongly Agree	128	60%
Agree	68	32%
Neither Agree nor Disagree	15	7%
Disagree	4	2%
Strongly Disagree	0	0%


*answered question* 215



I feel welcome in my child's school.

Answer Options	Response Count	Percent
Strongly Agree	147	68%
Agree	59	27%
Neither Agree nor Disagree	7	3%
Disagree	2	1%
Strongly Disagree	0	0%

*answered question* 215



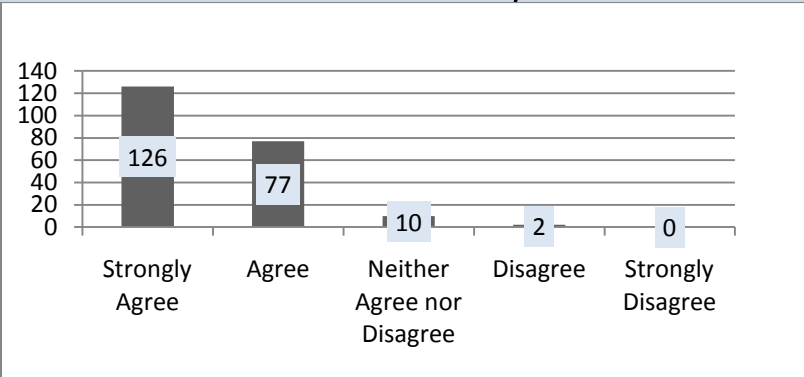


RIDGEWOOD PUBLIC SCHOOLS

Hawes Parent/Guardian Survey May 2011  
Section: General

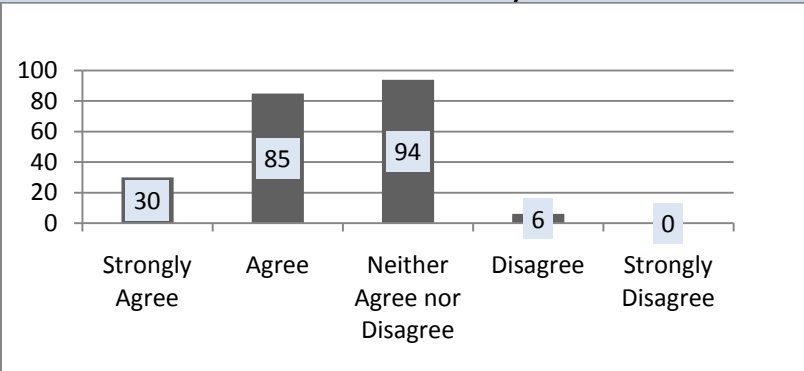
**My child is safe at school.**

Answer Options	Response Count	Percent
Strongly Agree	126	59%
Agree	77	36%
Neither Agree nor Disagree	10	5%
Disagree	2	1%
Strongly Disagree	0	0%
<i>answered question</i>		<b>215</b>



**I would like to be more involved in my child's school.**

Answer Options	Response Count	Percent
Strongly Agree	30	14%
Agree	85	40%
Neither Agree nor Disagree	94	44%
Disagree	6	3%
Strongly Disagree	0	0%
<i>answered question</i>		<b>215</b>



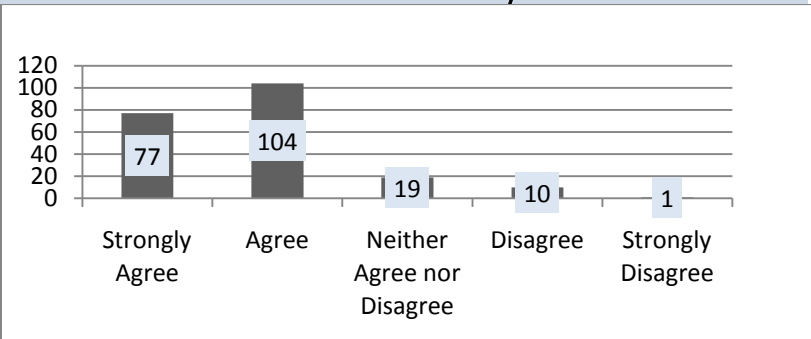


RIDGEWOOD PUBLIC SCHOOLS

**Hawes Parent/Guardian Survey May 2011**  
**Section: Academics, Curriculum and Instruction**

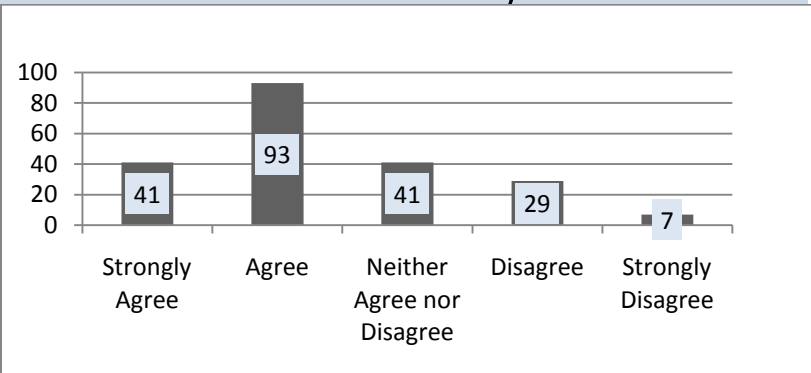
**I am pleased with the academic progress of my child.**

Answer Options	Response Count	Percent
Strongly Agree	77	36%
Agree	104	49%
Neither Agree nor Disagree	19	9%
Disagree	10	5%
Strongly Disagree	1	0%
<i>answered question</i>		<b>211</b>



**My child is challenged academically.**

Answer Options	Response Count	Percent
Strongly Agree	41	19%
Agree	93	44%
Neither Agree nor Disagree	41	19%
Disagree	29	14%
Strongly Disagree	7	3%
<i>answered question</i>		<b>211</b>



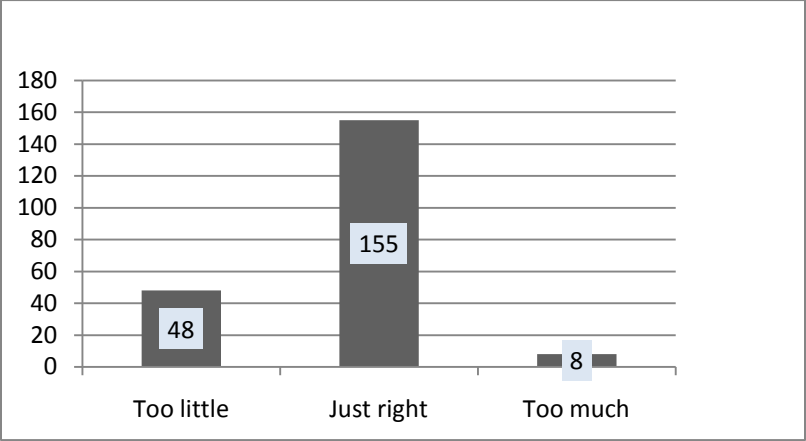


RIDGEWOOD PUBLIC SCHOOLS

Hawes Parent/Guardian Survey May 2011  
Section: Academics, Curriculum and Instruction

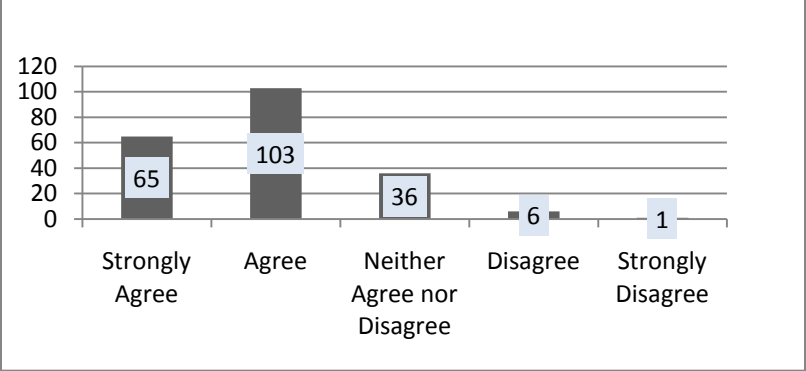
The amount of homework my child receives is:

Answer Options	Response Count	Percent
Too little	48	23%
Just right	155	73%
Too much	8	4%
<i>answered question</i>		<b>211</b>



I am satisfied with the health and wellness offerings at my child's school.

Answer Options	Response Count	Percent
Strongly Agree	65	31%
Agree	103	49%
Neither Agree nor Disagree	36	17%
Disagree	6	3%
Strongly Disagree	1	0%
<i>answered question</i>		<b>211</b>



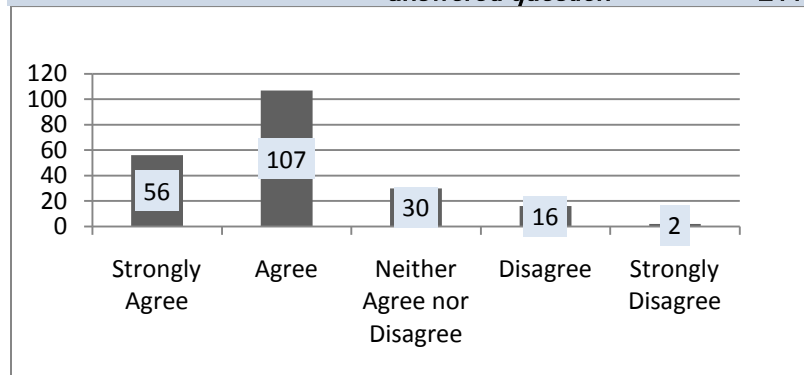


RIDGEWOOD PUBLIC SCHOOLS

Hawes Parent/Guardian Survey May 2011  
Section: Academics, Curriculum and Instruction

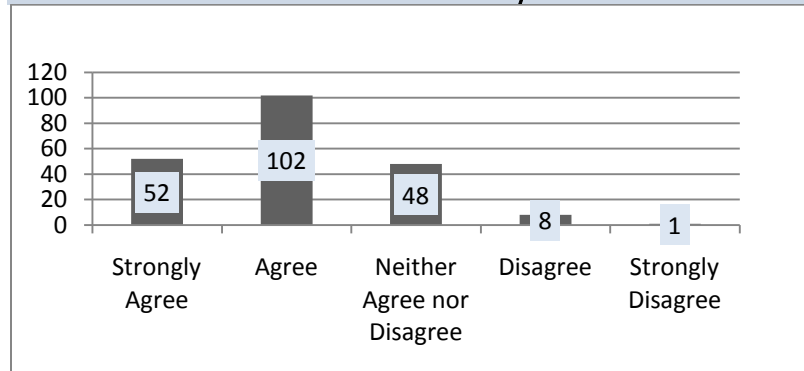
I am satisfied with the music and art offerings at my child's school.

Answer Options	Response Count	Percent
Strongly Agree	56	27%
Agree	107	51%
Neither Agree nor Disagree	30	14%
Disagree	16	8%
Strongly Disagree	2	1%
<i>answered question</i>		<b>211</b>



My child is encouraged to try new things at school.

Answer Options	Response Count	Percent
Strongly Agree	52	25%
Agree	102	48%
Neither Agree nor Disagree	48	23%
Disagree	8	4%
Strongly Disagree	1	0%
<i>answered question</i>		<b>211</b>





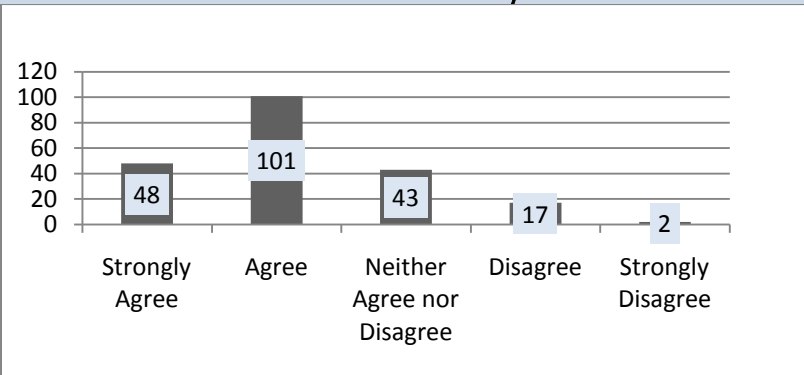
RIDGEWOOD PUBLIC SCHOOLS

Hawes Parent/Guardian Survey May 2011  
 Section: Academics, Curriculum and Instruction

The school gives me ideas and opportunities to help my child do his/her best.

Answer Options	Response Count	Percent
Strongly Agree	48	23%
Agree	101	48%
Neither Agree nor Disagree	43	20%
Disagree	17	8%
Strongly Disagree	2	1%

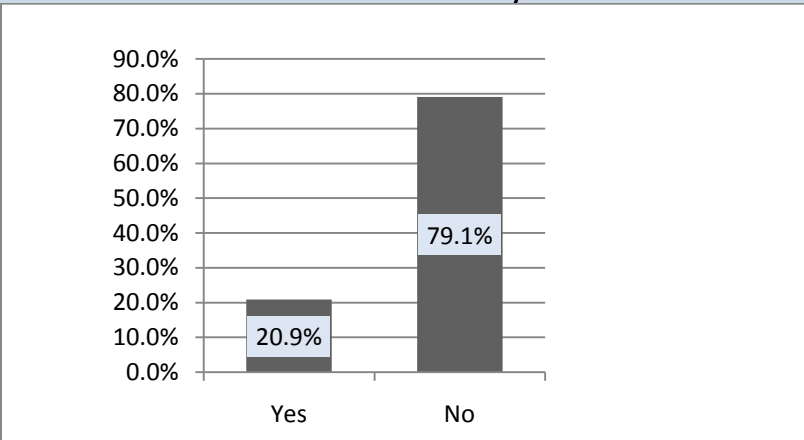
*answered question* 211



I supplement my child's education with professional tutoring in core subjects such as math or reading (other than SAT prep).

Answer Options	Response Percent	Response Count
Yes	20.9%	44
No	79.1%	167

*answered question* 211







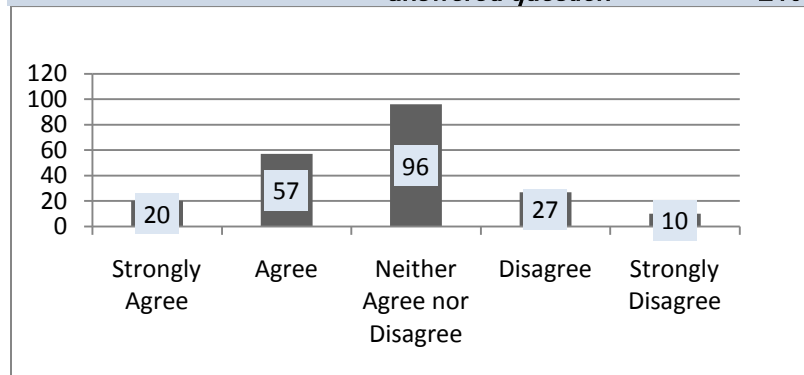
RIDGEWOOD PUBLIC SCHOOLS

### Hawes Parent/Guardian Survey May 2011 Section: Extracurricular Activities

I am satisfied with the club and afterschool opportunities at my child's school.

Answer Options	Response Count	Percent
Strongly Agree	20	10%
Agree	57	27%
Neither Agree nor Disagree	96	46%
Disagree	27	13%
Strongly Disagree	10	5%

*answered question* **210**



END OF SECTION



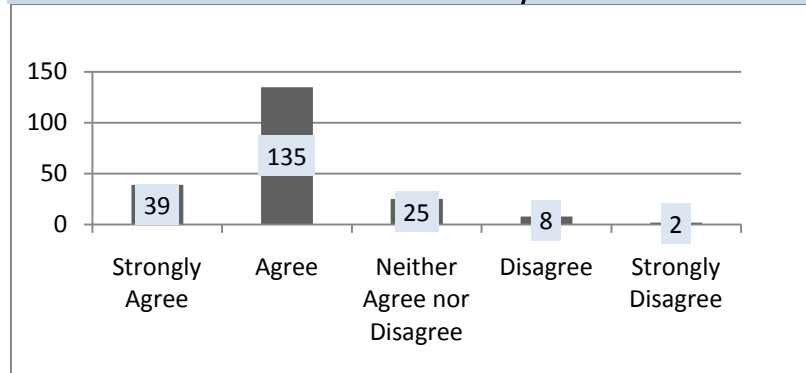
RIDGEWOOD PUBLIC SCHOOLS

## Hawes Parent/Guardian Survey May 2011 Section: Facilities

**I am satisfied with the quality of the physical spaces at my child's school.**

Answer Options	Response Count	Percent
Strongly Agree	39	19%
Agree	135	65%
Neither Agree nor Disagree	25	12%
Disagree	8	4%
Strongly Disagree	2	1%

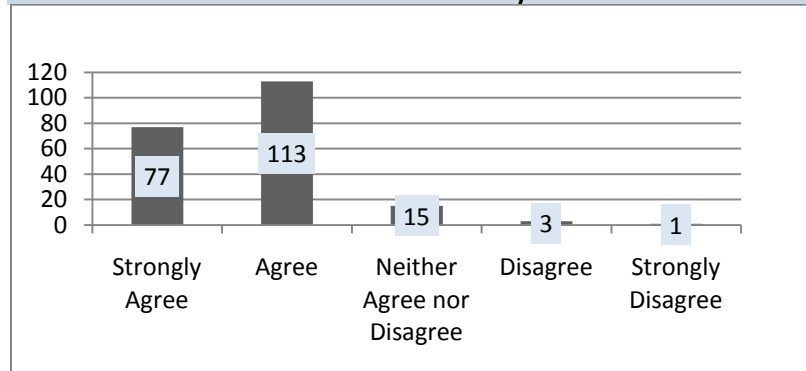
*answered question* **209**



**My child's school is clean and well-maintained.**

Answer Options	Response Count	Percent
Strongly Agree	77	37%
Agree	113	54%
Neither Agree nor Disagree	15	7%
Disagree	3	1%
Strongly Disagree	1	0%

*answered question* **209**



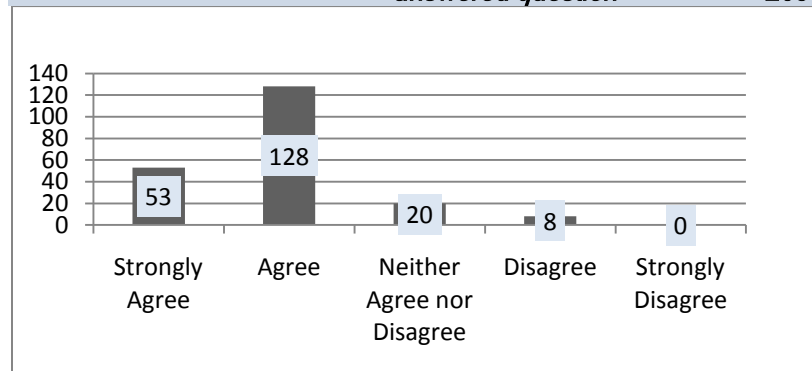


RIDGEWOOD PUBLIC SCHOOLS

### Hawes Parent/Guardian Survey May 2011 Section: Facilities

The condition/quality of the school's athletic facilities is acceptable.

Answer Options	Response Count	Percent
Strongly Agree	53	25%
Agree	128	61%
Neither Agree nor Disagree	20	10%
Disagree	8	4%
Strongly Disagree	0	0%
<i>answered question</i>		<b>209</b>



END OF SECTION

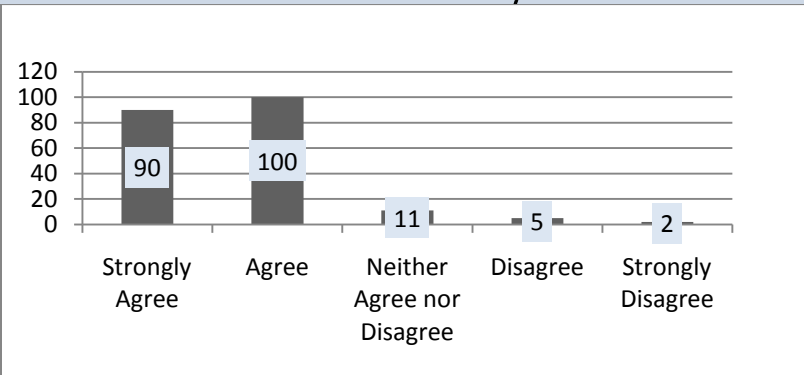


RIDGEWOOD PUBLIC SCHOOLS

Hawes Parent/Guardian Survey May 2011  
Section: Communications

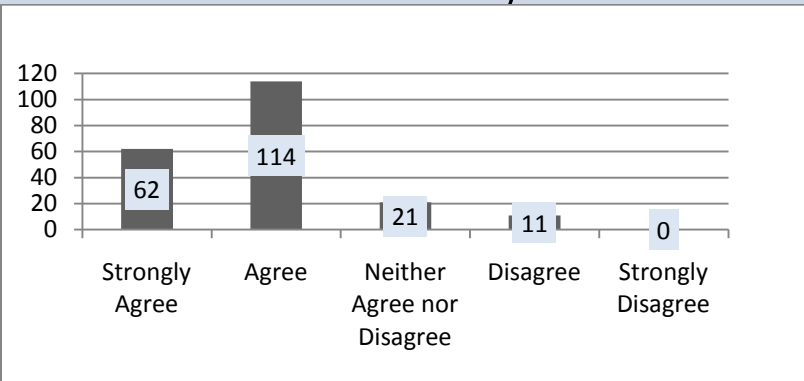
I feel well-informed about school programs/services/activities.

Answer Options	Response Count	Percent
Strongly Agree	90	43%
Agree	100	48%
Neither Agree nor Disagree	11	5%
Disagree	5	2%
Strongly Disagree	2	1%
<i>answered question</i>		<b>208</b>



The school keeps me informed of my child's progress.

Answer Options	Response Count	Percent
Strongly Agree	62	30%
Agree	114	55%
Neither Agree nor Disagree	21	10%
Disagree	11	5%
Strongly Disagree	0	0%
<i>answered question</i>		<b>208</b>



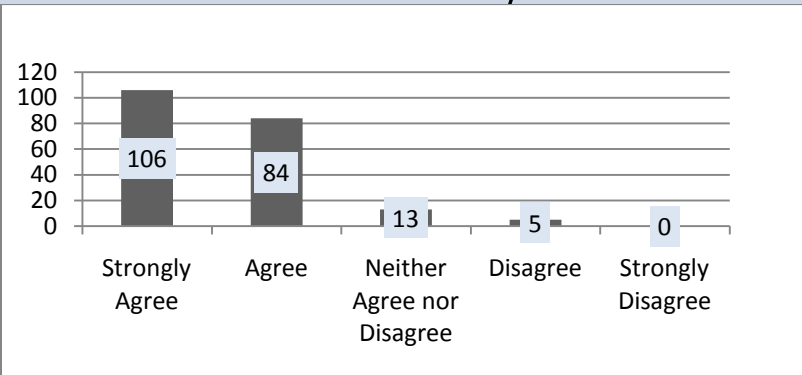


RIDGEWOOD PUBLIC SCHOOLS

Hawes Parent/Guardian Survey May 2011  
Section: Communications

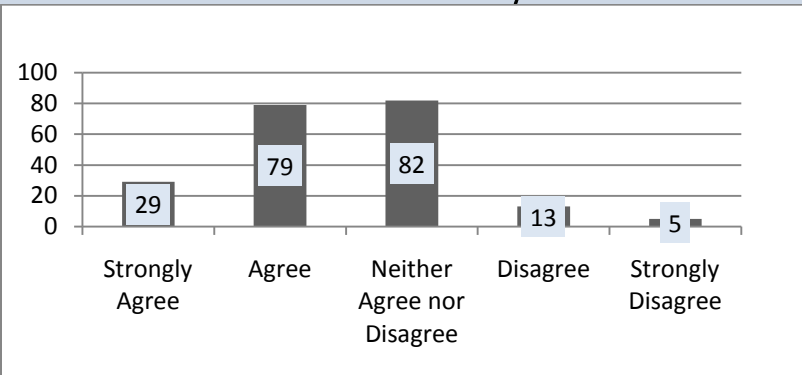
**School staff (teachers/principal) are responsive to parent concerns.**

Answer Options	Response Count	Percent
Strongly Agree	106	51%
Agree	84	40%
Neither Agree nor Disagree	13	6%
Disagree	5	2%
Strongly Disagree	0	0%
<i>answered question</i>		<b>208</b>



**District administration/Board of Ed are responsive to parent concerns.**

Answer Options	Response Count	Percent
Strongly Agree	29	14%
Agree	79	38%
Neither Agree nor Disagree	82	39%
Disagree	13	6%
Strongly Disagree	5	2%
<i>answered question</i>		<b>208</b>



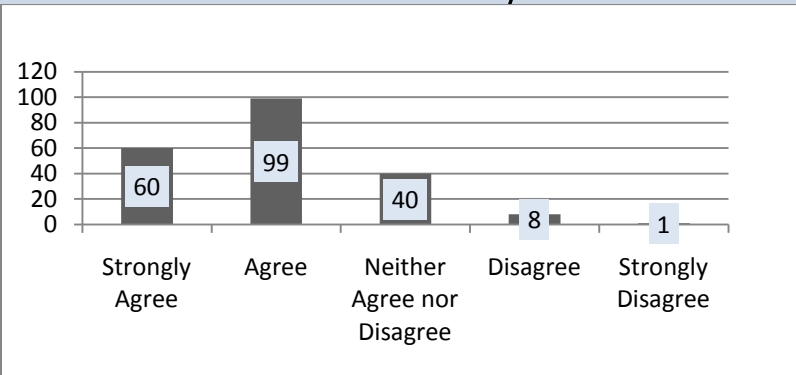


RIDGEWOOD PUBLIC SCHOOLS

Hawes Parent/Guardian Survey May 2011  
Section: Communications

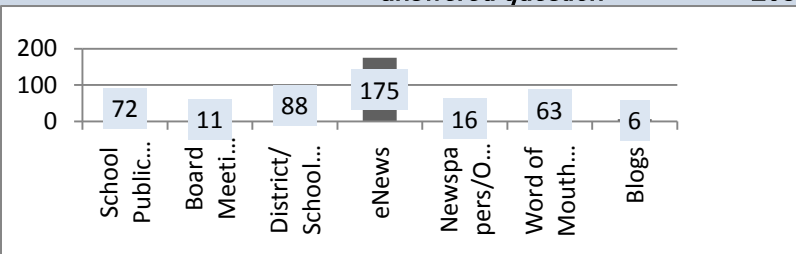
I have sufficient opportunities to express my opinions or concerns regarding school.

Answer Options	Response Count	Percent
Strongly Agree	60	29%
Agree	99	48%
Neither Agree nor Disagree	40	19%
Disagree	8	4%
Strongly Disagree	1	0%
<i>answered question</i>		<b>208</b>



How do you receive most of your school information? (Check all that apply.)

Answer Options	Response Count	Percent
School Publications/Printed Mailings	72	35%
Board Meetings	11	5%
District/School Website	88	42%
eNews	175	84%
Newspapers/Other Media	16	8%
Word of Mouth/Friends	63	30%
Blogs	6	3%
Other	3	3%
<i>answered question</i>		<b>208</b>



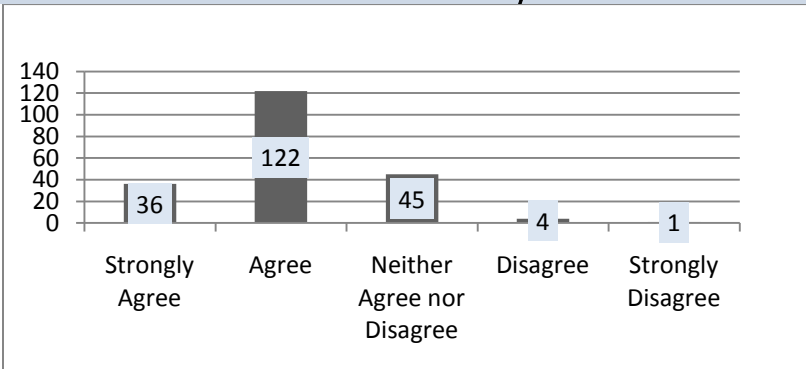


RIDGEWOOD PUBLIC SCHOOLS

### Hawes Parent/Guardian Survey May 2011 Section: Communications

The District website is a useful source for everything I need to know about Ridgewood Public Schools.

Answer Options	Select one	Response Count
Strongly Agree	36	36
Agree	122	122
Neither Agree nor Disagree	45	45
Disagree	4	4
Strongly Disagree	1	1
<i>answered question</i>		<b>208</b>

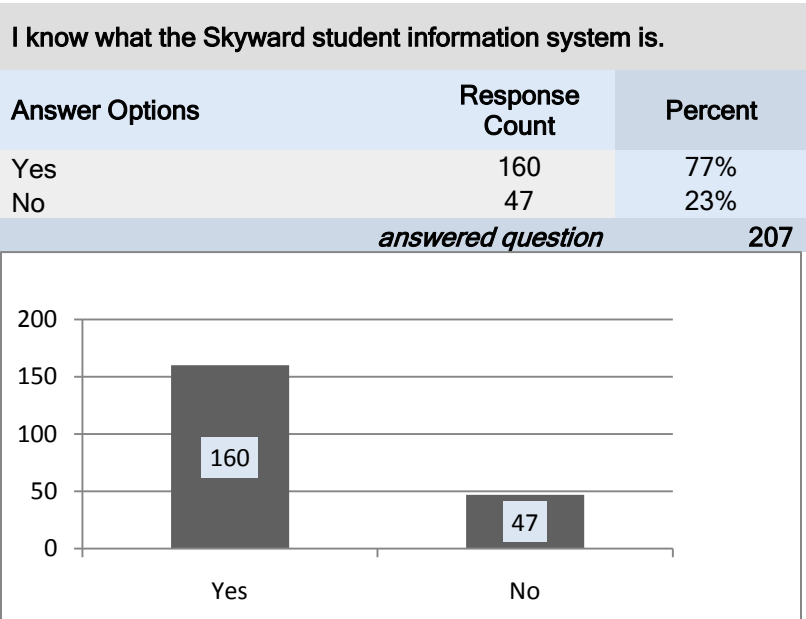


END OF SECTION



RIDGEWOOD PUBLIC SCHOOLS

Orchard Parent/Guardian Survey May 2011  
Section: Skyward Student Information System



**Please indicate why you log onto Skyward Family Access (check all that apply):**

Answer Options	At least once a week	About once a month	About once a year	Never	Response Count
Verify or update family information	8	16	102	73	199
Check classroom messages	26	28	8	127	189
Obtain my child's grades	18	31	8	131	188
Check my child's attendance	13	22	8	139	182
If Never, please say why:					98

*answered question* **207**

NO CHART



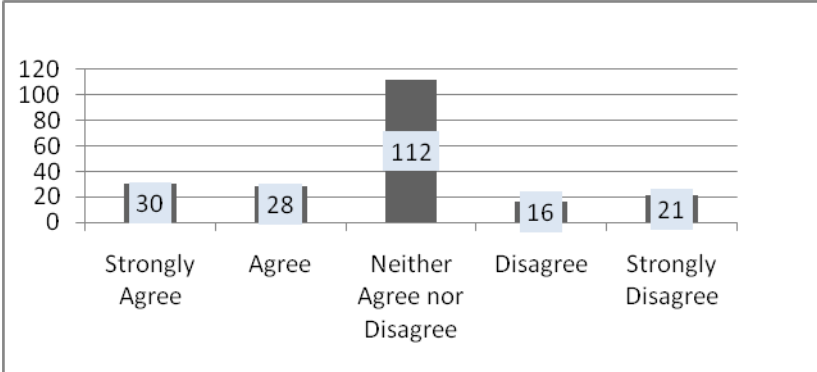


RIDGEWOOD PUBLIC SCHOOLS

**Orchard Parent/Guardian Survey May 2011**  
**Section: Skyward Student Information System**

The Skyward Family Access portal (e.g., for viewing attendance, grades and/or assignments) has been helpful for me.

Answer Options	Response Count	Percent
Strongly Agree	30	14%
Agree	28	14%
Neither Agree nor Disagree	112	54%
Disagree	16	8%
Strongly Disagree	21	10%
<i>answered question</i>		<b>207</b>



The Skyward Family Access portal (e.g., for viewing attendance, grades and/or assignments) has been helpful for my student.

Answer Options	Response Count	Percent
Strongly Agree	28	14%
Agree	26	13%
Neither Agree nor Disagree	115	56%
Disagree	17	8%
Strongly Disagree	21	10%
<i>answered question</i>		<b>207</b>

