

Dear Parents and Guardians,

For the second consecutive year, this May the district asked its parents and guardians to fill out a survey on topics related to their children's schools and education. The results of the survey are presented here. They offer an important snapshot that the Board of Education hopes will contribute to a dialogue among all members of the school community and become a resource for making the school and the district the best they can be.

Thank you to all who took the time to complete the survey. We hope you enjoy reading the report and appreciate your feedback.

The Ridgewood Board of Education
Michele Lenhard, President
Robert Hutton, Vice President
Sheila Brogan
Christina Krauss
Charles Reilly

How to read this report

The data in this report reflects survey results for your school only. A link to the results for the whole district is also provided below. For each survey question, data are displayed in both tables and bar graphs.

Please note that not all parents participated in the survey. Your school's participation rate is noted below, along with the overall district participation rate.

How was the survey conducted?

The survey was conducted via e-mail from May 13-27, 2011. Using SurveyMonkey software, e-mail invitations with private links were sent to all parent/guardian e-mail addresses on file with the district. Survey respondents participated on a secure survey website, and only one response was allowed for each e-mail address. The survey was completely anonymous.

Numerical survey data was compiled and charts were created using SurveyMonkey. District data was compiled from the individual school surveys by

members of the Ridgewood Public Schools IT Department. The superintendent, administrators and school board members reviewed the data and all comments.

What were the results for the District as a whole?

A total of 2969 parents or guardians filled out a survey, representing a 40.5% participation rate. [Click here](#) for a summary of the district survey data.

How many parents and guardians participated in your school's survey?

As of 5.31.11	# Students	# E-mails On File	# Participants	Participation Rate 2010-2011
Somerville	528	615	277	45.0%
District	5838	7329	2969	40.5%

How can you use these survey results?

You and your school community can use the results of this survey to start conversations about your school, especially in terms of teaching and instruction, extracurricular activities, facilities, communications, parent engagement, administration and more. Parents are encouraged to talk with each other, your child's teacher(s), school administrators and/or your Home & School Association regarding any specific issues, ideas or suggestions that arise from the survey results.

Complete survey results have been provided to your school's principal, as well as central administration at the Education Center and members of the Ridgewood Board of Education.

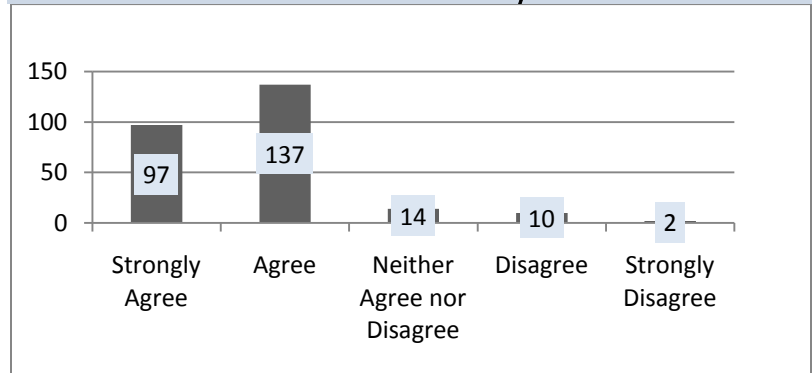


RIDGEWOOD PUBLIC SCHOOLS

Somerville Parent/Guardian Survey May 2011
Section: General

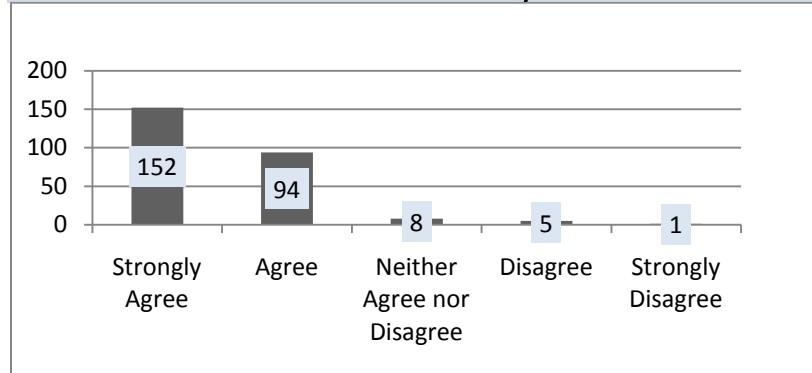
I am satisfied with the overall quality of my child's education.

Answer Options	Response Count	Percent
Strongly Agree	97	37%
Agree	137	53%
Neither Agree nor Disagree	14	5%
Disagree	10	4%
Strongly Disagree	2	1%
<i>answered question</i>		260



My child likes going to school.

Answer Options	Response Count	Percent
Strongly Agree	152	58%
Agree	94	36%
Neither Agree nor Disagree	8	3%
Disagree	5	2%
Strongly Disagree	1	0%
<i>answered question</i>		260



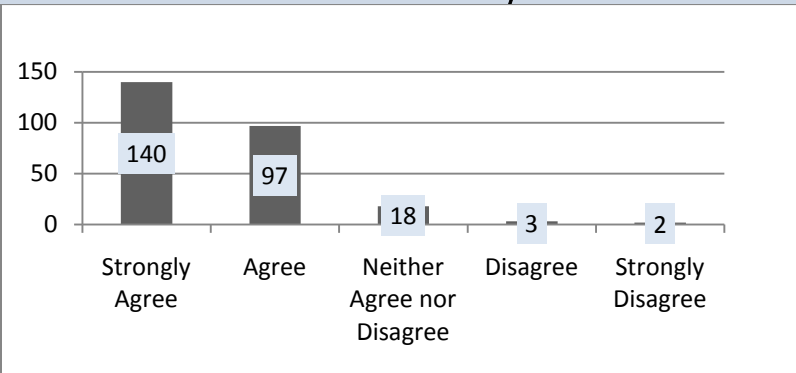


RIDGEWOOD PUBLIC SCHOOLS

Somerville Parent/Guardian Survey May 2011
Section: General

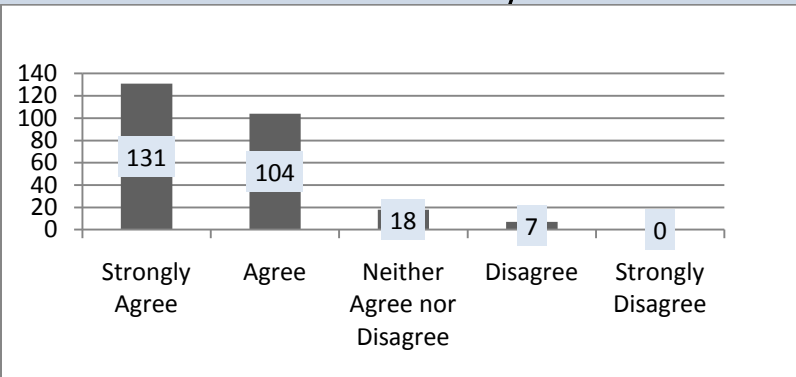
I would recommend my child's school to other parents.

Answer Options	Response Count	Percent
Strongly Agree	140	54%
Agree	97	37%
Neither Agree nor Disagree	18	7%
Disagree	3	1%
Strongly Disagree	2	1%
<i>answered question</i>		260



I feel welcome in my child's school.

Answer Options	Response Count	Percent
Strongly Agree	131	50%
Agree	104	40%
Neither Agree nor Disagree	18	7%
Disagree	7	3%
Strongly Disagree	0	0%
<i>answered question</i>		260



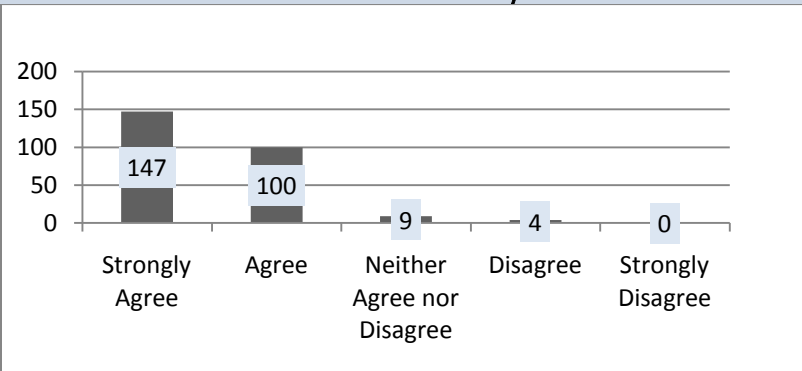


RIDGEWOOD PUBLIC SCHOOLS

Somerville Parent/Guardian Survey May 2011
Section: General

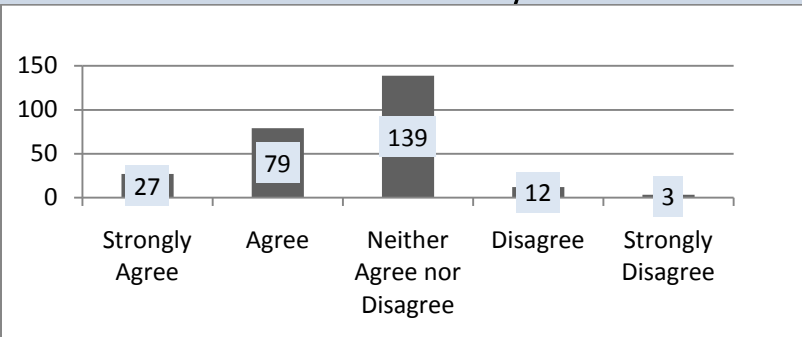
My child is safe at school.

Answer Options	Response Count	Percent
Strongly Agree	147	57%
Agree	100	38%
Neither Agree nor Disagree	9	3%
Disagree	4	2%
Strongly Disagree	0	0%
<i>answered question</i>		260



I would like to be more involved in my child's school.

Answer Options	Response Count	Percent
Strongly Agree	27	10%
Agree	79	30%
Neither Agree nor Disagree	139	53%
Disagree	12	5%
Strongly Disagree	3	1%
<i>answered question</i>		260



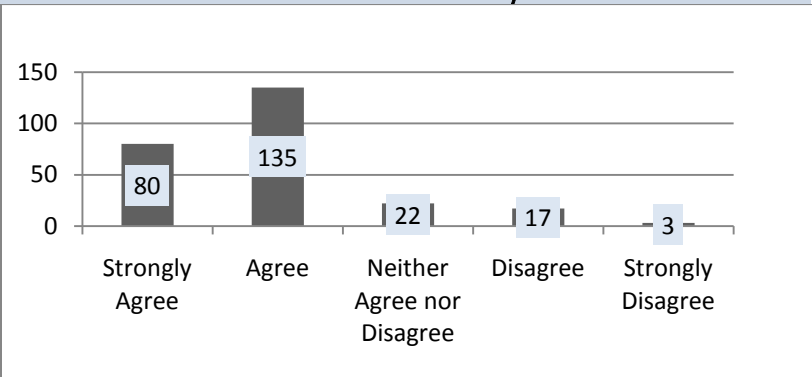


RIDGEWOOD PUBLIC SCHOOLS

Somerville Parent/Guardian Survey May 2011
Section: Academics, Curriculum and Instruction

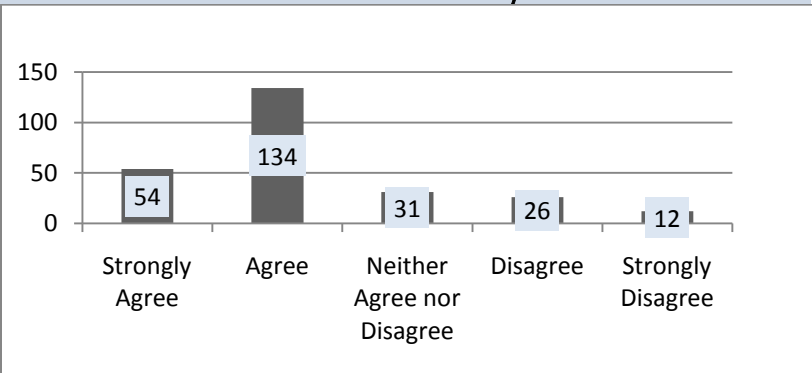
I am pleased with the academic progress of my child.

Answer Options	Response Count	Percent
Strongly Agree	80	31%
Agree	135	53%
Neither Agree nor Disagree	22	9%
Disagree	17	7%
Strongly Disagree	3	1%
<i>answered question</i>		257



My child is challenged academically.

Answer Options	Response Count	Percent
Strongly Agree	54	21%
Agree	134	52%
Neither Agree nor Disagree	31	12%
Disagree	26	10%
Strongly Disagree	12	5%
<i>answered question</i>		257



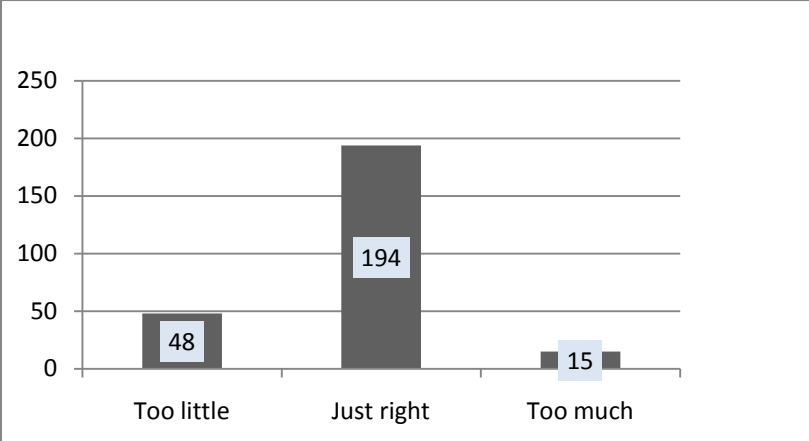


RIDGEWOOD PUBLIC SCHOOLS

Somerville Parent/Guardian Survey May 2011
Section: Academics, Curriculum and Instruction

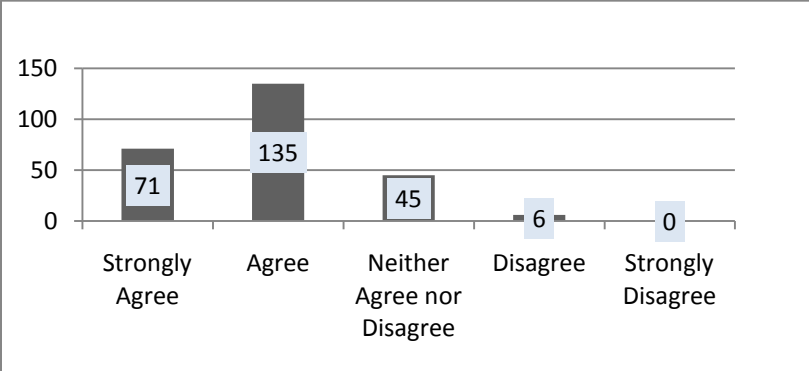
The amount of homework my child receives is:

Answer Options	Response Count	Percent
Too little	48	19%
Just right	194	75%
Too much	15	6%
<i>answered question</i>		257



I am satisfied with the health and wellness offerings at my child's school.

Answer Options	Response Count	Percent
Strongly Agree	71	28%
Agree	135	53%
Neither Agree nor Disagree	45	18%
Disagree	6	2%
Strongly Disagree	0	0%
<i>answered question</i>		257





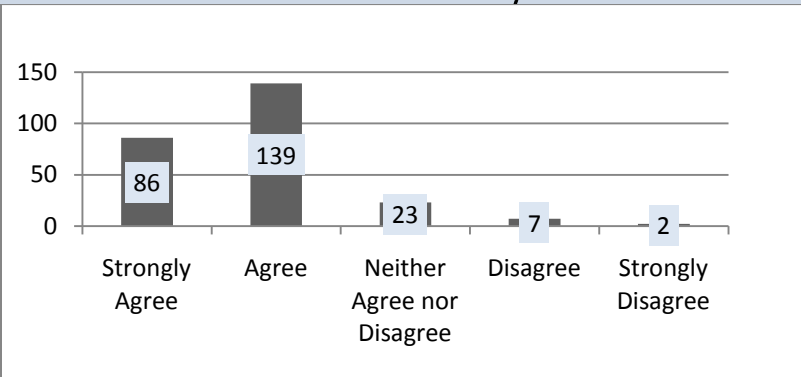
RIDGEWOOD PUBLIC SCHOOLS

Somerville Parent/Guardian Survey May 2011
Section: Academics, Curriculum and Instruction

I am satisfied with the music and art offerings at my child's school.

Answer Options	Response Count	Percent
Strongly Agree	86	33%
Agree	139	54%
Neither Agree nor Disagree	23	9%
Disagree	7	3%
Strongly Disagree	2	1%

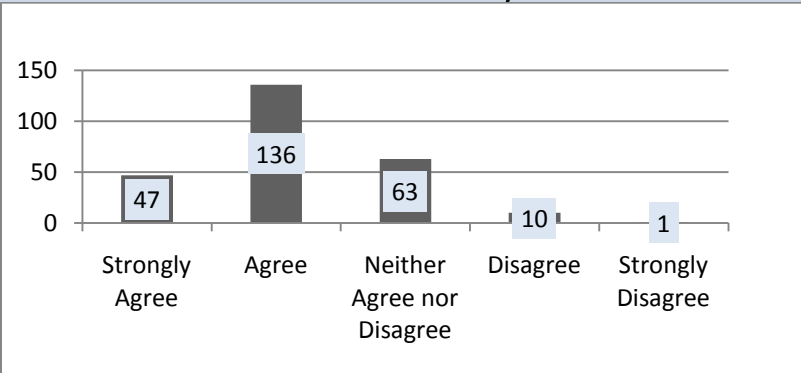
answered question **257**



My child is encouraged to try new things at school.

Answer Options	Response Count	Percent
Strongly Agree	47	18%
Agree	136	53%
Neither Agree nor Disagree	63	25%
Disagree	10	4%
Strongly Disagree	1	0%

answered question **257**



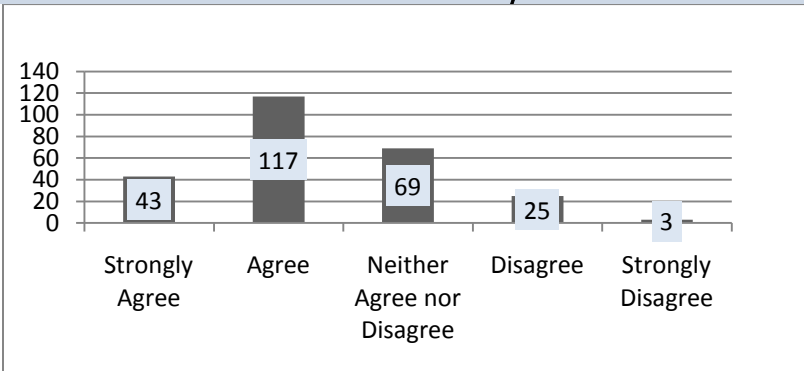


RIDGEWOOD PUBLIC SCHOOLS

Somerville Parent/Guardian Survey May 2011
Section: Academics, Curriculum and Instruction

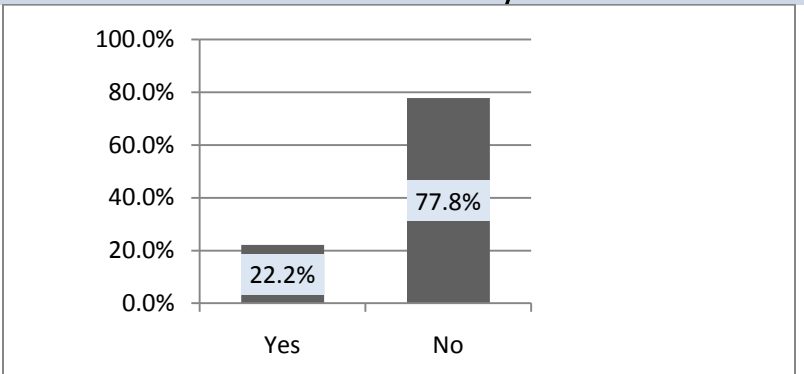
The school gives me ideas and opportunities to help my child do his/her best.

Answer Options	Response Count	Percent
Strongly Agree	43	17%
Agree	117	46%
Neither Agree nor Disagree	69	27%
Disagree	25	10%
Strongly Disagree	3	1%
<i>answered question</i>		257



I supplement my child's education with professional tutoring in core subjects such as math or reading (other than SAT prep).

Answer Options	Response Percent	Response Count
Yes	22.2%	57
No	77.8%	200
<i>answered question</i>		257



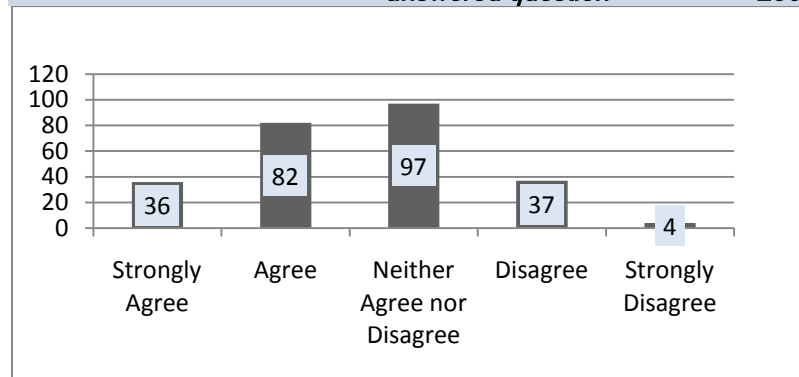


RIDGEWOOD PUBLIC SCHOOLS

Somerville Parent/Guardian Survey May 2011 Section: Extracurricular Activities

I am satisfied with the club and afterschool opportunities at my child's school.

Answer Options	Response Count	Percent
Strongly Agree	36	14%
Agree	82	32%
Neither Agree nor Disagree	97	38%
Disagree	37	14%
Strongly Disagree	4	2%
<i>answered question</i>		256



END OF SECTION

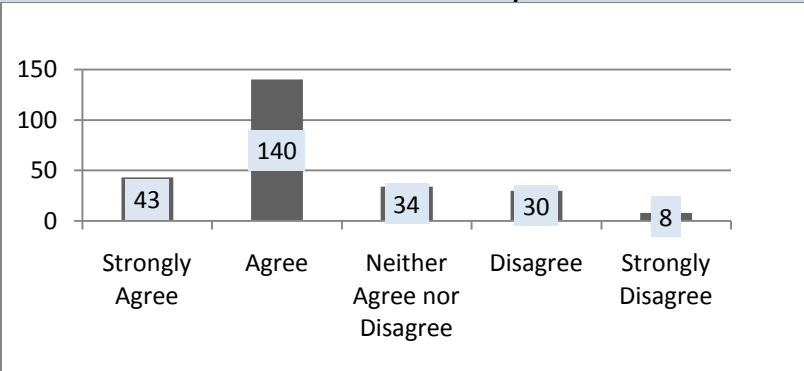


RIDGEWOOD PUBLIC SCHOOLS

Somerville Parent/Guardian Survey May 2011
Section: Facilities

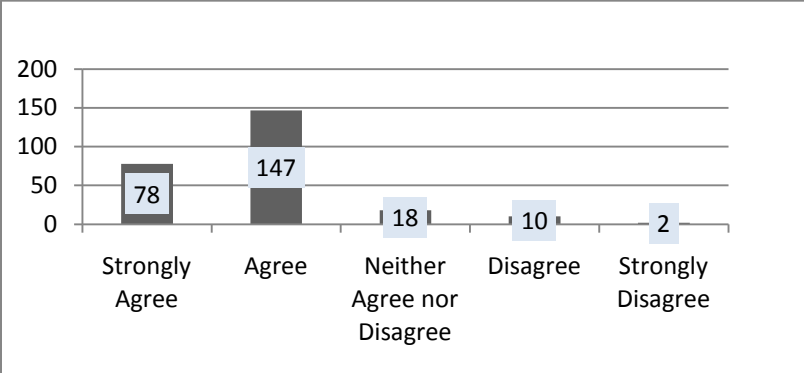
I am satisfied with the quality of the physical spaces at my child's school.

Answer Options	Response Count	Percent
Strongly Agree	43	17%
Agree	140	55%
Neither Agree nor Disagree	34	13%
Disagree	30	12%
Strongly Disagree	8	3%
<i>answered question</i>		255



My child's school is clean and well-maintained.

Answer Options	Response Count	Percent
Strongly Agree	78	31%
Agree	147	58%
Neither Agree nor Disagree	18	7%
Disagree	10	4%
Strongly Disagree	2	1%
<i>answered question</i>		255





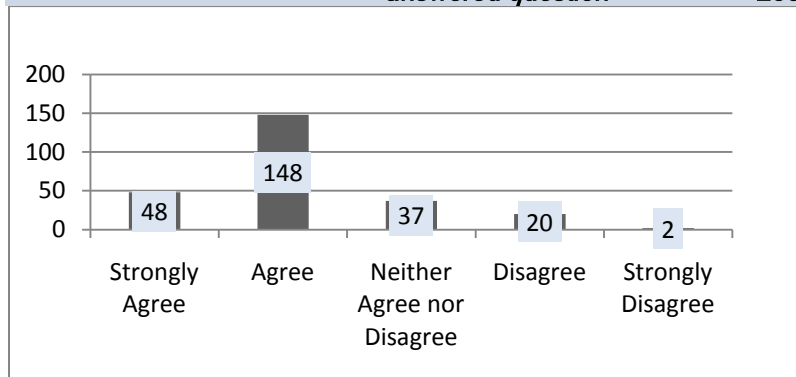
RIDGEWOOD PUBLIC SCHOOLS

Somerville Parent/Guardian Survey May 2011 Section: Facilities

The condition/quality of the school's athletic facilities is acceptable.

Answer Options	Response Count	Percent
Strongly Agree	48	19%
Agree	148	58%
Neither Agree nor Disagree	37	15%
Disagree	20	8%
Strongly Disagree	2	1%

answered question **255**



END OF SECTION

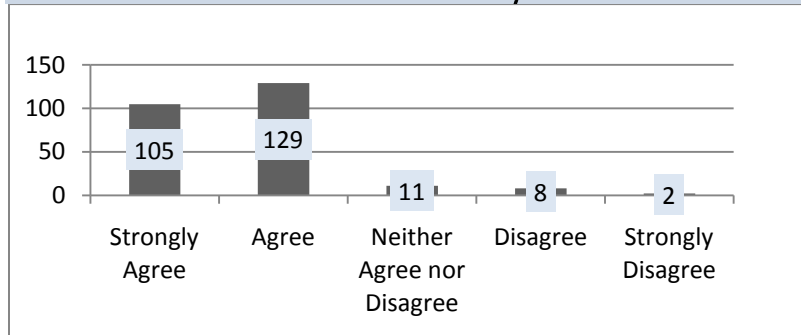


RIDGEWOOD PUBLIC SCHOOLS

Somerville Parent/Guardian Survey May 2011
Section: Communications

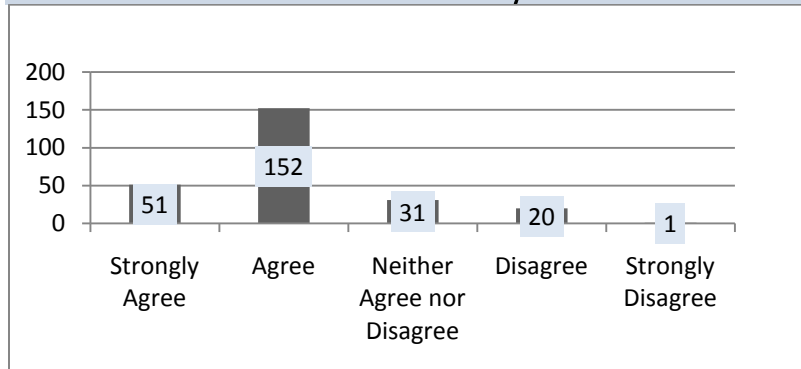
I feel well-informed about school programs/services/activities.

Answer Options	Response Count	Percent
Strongly Agree	105	41%
Agree	129	51%
Neither Agree nor Disagree	11	4%
Disagree	8	3%
Strongly Disagree	2	1%
<i>answered question</i>		255



The school keeps me informed of my child's progress.

Answer Options	Response Count	Percent
Strongly Agree	51	20%
Agree	152	60%
Neither Agree nor Disagree	31	12%
Disagree	20	8%
Strongly Disagree	1	0%
<i>answered question</i>		255





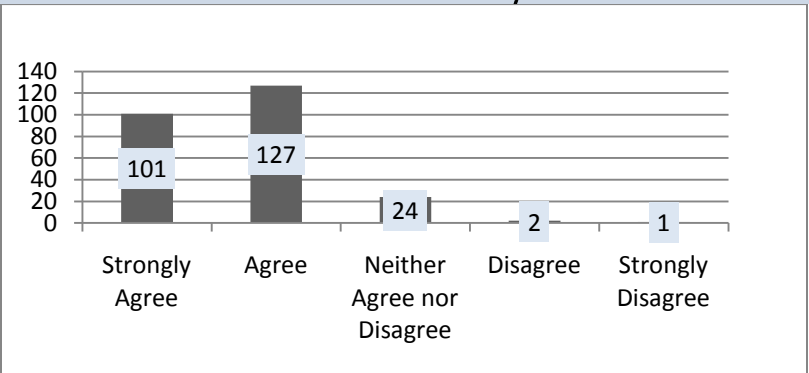
RIDGEWOOD PUBLIC SCHOOLS

Somerville Parent/Guardian Survey May 2011
Section: Communications

School staff (teachers/principal) are responsive to parent concerns.

Answer Options	Response Count	Percent
Strongly Agree	101	40%
Agree	127	50%
Neither Agree nor Disagree	24	9%
Disagree	2	1%
Strongly Disagree	1	0%

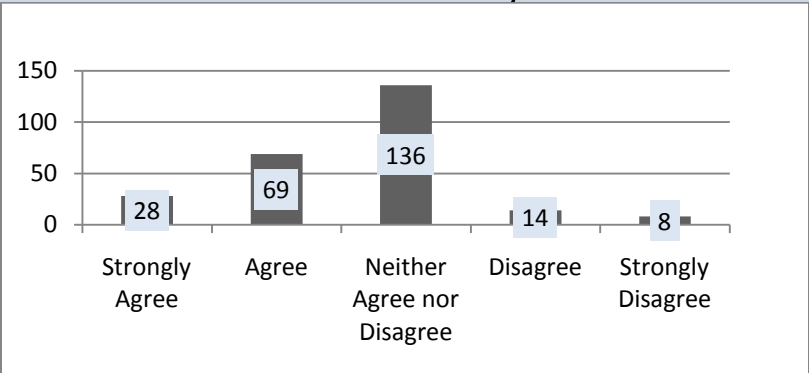
answered question 255



District administration/Board of Ed are responsive to parent concerns.

Answer Options	Response Count	Percent
Strongly Agree	28	11%
Agree	69	27%
Neither Agree nor Disagree	136	53%
Disagree	14	5%
Strongly Disagree	8	3%

answered question 255





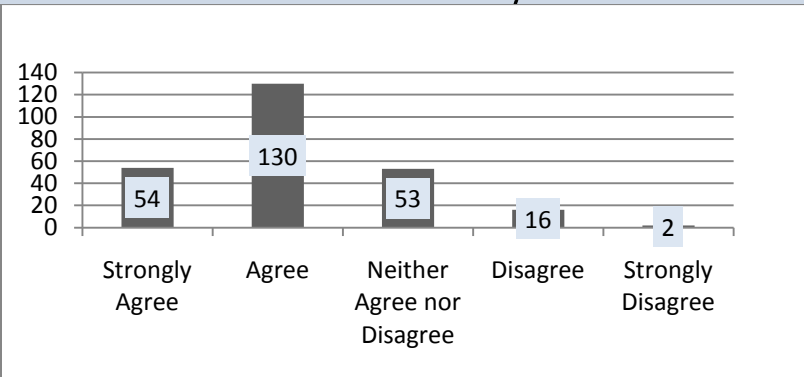
RIDGEWOOD PUBLIC SCHOOLS

Somerville Parent/Guardian Survey May 2011
Section: Communications

I have sufficient opportunities to express my opinions or concerns regarding school.

Answer Options	Response Count	Percent
Strongly Agree	54	21%
Agree	130	51%
Neither Agree nor Disagree	53	21%
Disagree	16	6%
Strongly Disagree	2	1%

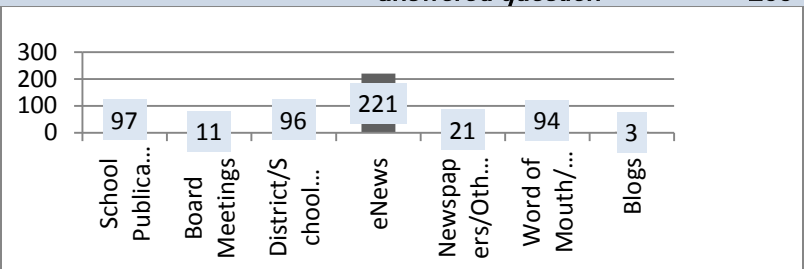
answered question 255



How do you receive most of your school information? (Check all that apply.)

Answer Options	Response Count	Percent
School Publications/Printed Mailings	97	38%
Board Meetings	11	4%
District/School Website	96	38%
eNews	221	87%
Newspapers/Other Media	21	8%
Word of Mouth/Friends	94	37%
Blogs	3	1%
Other		4%

answered question 255



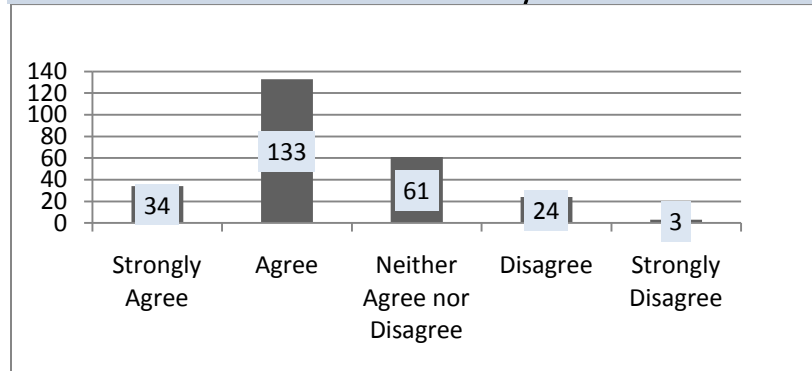


RIDGEWOOD PUBLIC SCHOOLS

Somerville Parent/Guardian Survey May 2011 Section: Communications

The District website is a useful source for everything I need to know about Ridgewood Public Schools.

Answer Options	Response Count	Percent
Strongly Agree	34	13%
Agree	133	52%
Neither Agree nor Disagree	61	24%
Disagree	24	9%
Strongly Disagree	3	1%
<i>answered question</i>		255

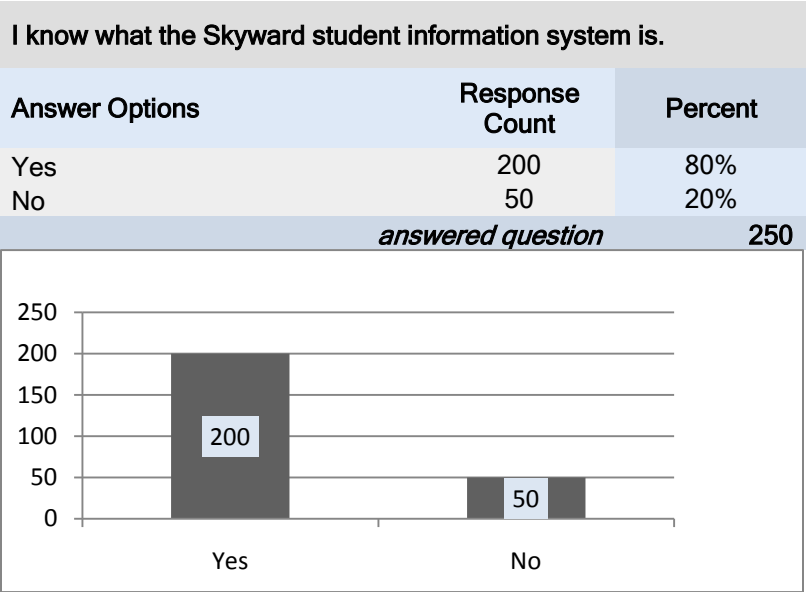


END OF SECTION



RIDGEWOOD PUBLIC SCHOOLS

Somerville Parent/Guardian Survey May 2011
Section: Skyward Student Information System



Please indicate why you log onto Skyward Family Access (check all that apply):

Answer Options	At least once a week	About once a month	About once a year	Never	Response Count
Verify or update family information	8	16	133	85	242
Check classroom messages	17	32	13	175	237
Obtain my child's grades	16	28	13	178	235
Check my child's attendance	11	17	13	189	230
If Never, please say why:					129
<i>answered question</i>					250

NO CHART

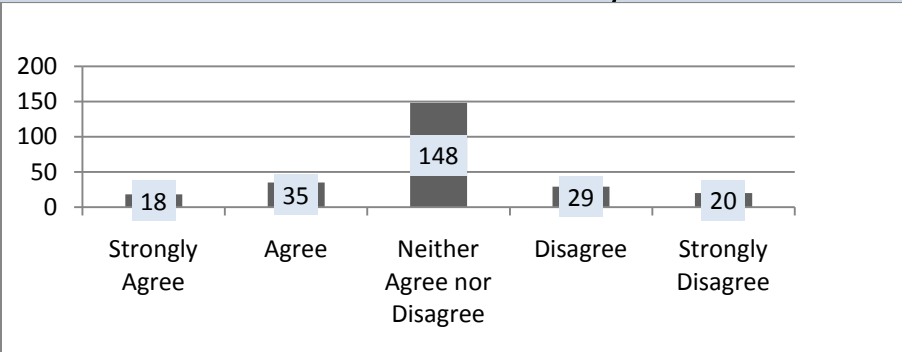


RIDGEWOOD PUBLIC SCHOOLS

Somerville Parent/Guardian Survey May 2011
Section: Skyward Student Information System

The Skyward Family Access portal (e.g., for viewing attendance, grades and/or assignments) has been helpful for me.

Answer Options	Response Count	Percent
Strongly Agree	18	7%
Agree	35	14%
Neither Agree nor Disagree	148	59%
Disagree	29	12%
Strongly Disagree	20	8%
<i>answered question</i>		250



The Skyward Family Access portal (e.g., for viewing attendance, grades and/or assignments) has been helpful for my student.

Answer Options	Response Count	Percent
Strongly Agree	15	6%
Agree	22	9%
Neither Agree nor Disagree	161	64%
Disagree	29	12%
Strongly Disagree	23	9%
<i>answered question</i>		250

