

Dear Parents and Guardians,

For the second consecutive year, this May the district asked its parents and guardians to fill out a survey on topics related to their children's schools and education. The results of the survey are presented here. They offer an important snapshot that the Board of Education hopes will contribute to a dialogue among all members of the school community and become a resource for making the school and the district the best they can be.

Thank you to all who took the time to complete the survey. We hope you enjoy reading the report and appreciate your feedback.

The Ridgewood Board of Education
Michele Lenhard, President
Robert Hutton, Vice President
Sheila Brogan
Christina Krauss
Charles Reilly

How to read this report

The data in this report reflects survey results for your school only. A link to the results for the whole district is also provided below. For each survey question, data are displayed in both tables and bar graphs.

Please note that not all parents participated in the survey. Your school's participation rate is noted below, along with the overall district participation rate.

How was the survey conducted?

The survey was conducted via e-mail from May 13-27, 2011. Using SurveyMonkey software, e-mail invitations with private links were sent to all parent/guardian e-mail addresses on file with the district. Survey respondents participated on a secure survey website, and only one response was allowed for each e-mail address. The survey was completely anonymous.

Numerical survey data was compiled and charts were created using SurveyMonkey. District data was compiled from the individual school surveys by

members of the Ridgewood Public Schools IT Department. The superintendent, administrators and school board members reviewed the data and all comments.

What were the results for the District as a whole?

A total of 2969 parents or guardians filled out a survey, representing a 40.5% participation rate. [Click here](#) for a summary of the district survey data.

How many parents and guardians participated in your school's survey?

As of 5.31.11	# Students	# E-mails On File	# Participants	Participation Rate 2010-2011
Glen/RED	52	75	36	48.0%
District	5838	7329	2969	40.5%

How can you use these survey results?

You and your school community can use the results of this survey to start conversations about your school, especially in terms of teaching and instruction, extracurricular activities, facilities, communications, parent engagement, administration and more. Parents are encouraged to talk with each other, your child's teacher(s), school administrators and/or your Home & School Association regarding any specific issues, ideas or suggestions that arise from the survey results.

Complete survey results have been provided to your school's principal, as well as central administration at the Education Center and members of the Ridgewood Board of Education.




RIDGEWOOD PUBLIC SCHOOLS

Glen/RED Parent/Guardian Survey May 2011
Section: General


I am satisfied with the overall quality of my child's education.

Answer Options	Response Count	Percent
Strongly Agree	30	83%
Agree	5	14%
Neither Agree nor Disagree	1	3%
Disagree	0	0%
Strongly Disagree	0	0%
<i>answered question</i>		36



My child likes going to school.

Answer Options	Response Count	Percent
Strongly Agree	27	75%
Agree	8	22%
Neither Agree nor Disagree	0	0%
Disagree	1	3%
Strongly Disagree	0	0%
<i>answered question</i>		36






RIDGEWOOD PUBLIC SCHOOLS

Glen/RED Parent/Guardian Survey May 2011
Section: General


I would recommend my child's school to other parents.

Answer Options	Response Count	Percent
Strongly Agree	33	92%
Agree	3	8%
Neither Agree nor Disagree	0	0%
Disagree	0	0%
Strongly Disagree	0	0%
<i>answered question</i>		36



I feel welcome in my child's school.

Answer Options	Response Count	Percent
Strongly Agree	26	72%
Agree	10	28%
Neither Agree nor Disagree	0	0%
Disagree	0	0%
Strongly Disagree	0	0%
<i>answered question</i>		36






RIDGEWOOD PUBLIC SCHOOLS

Glen/RED Parent/Guardian Survey May 2011
Section: General

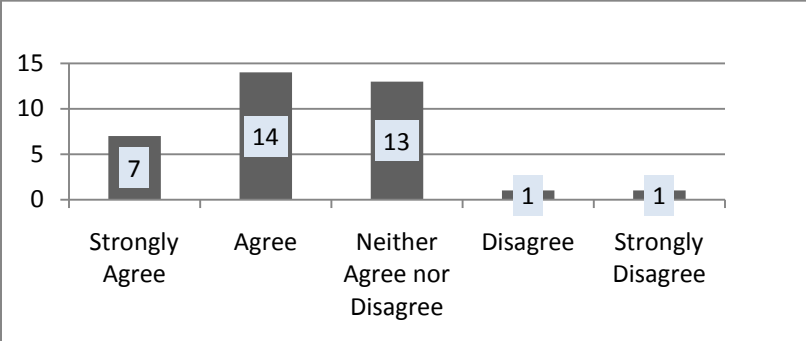
My child is safe at school.

Answer Options	Response Count	Percent
Strongly Agree	26	72%
Agree	10	28%
Neither Agree nor Disagree	0	0%
Disagree	0	0%
Strongly Disagree	0	0%
<i>answered question</i>		36



I would like to be more involved in my child's school.

Answer Options	Response Count	Percent
Strongly Agree	7	19%
Agree	14	39%
Neither Agree nor Disagree	13	36%
Disagree	1	3%
Strongly Disagree	1	3%
<i>answered question</i>		36






RIDGEWOOD PUBLIC SCHOOLS

Glen/RED Parent/Guardian Survey May 2011
Section: Academics, Curriculum and Instruction

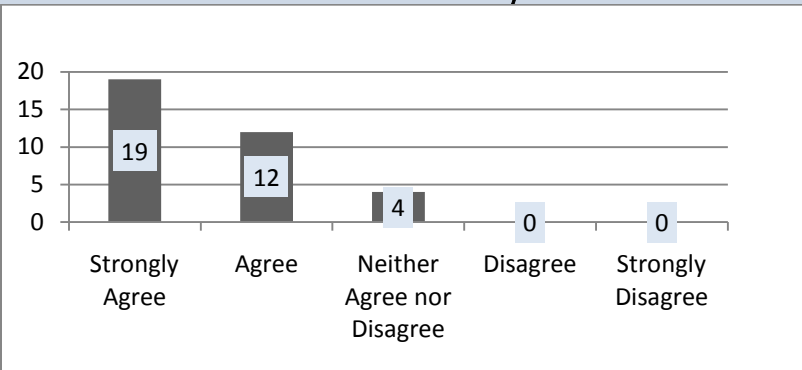
I am pleased with the academic progress of my child.

Answer Options	Response Count	Percent
Strongly Agree	27	77%
Agree	6	17%
Neither Agree nor Disagree	1	3%
Disagree	1	3%
Strongly Disagree	0	0%
<i>answered question</i>		35



My child is challenged academically.

Answer Options	Response Count	Percent
Strongly Agree	19	54%
Agree	12	34%
Neither Agree nor Disagree	4	11%
Disagree	0	0%
Strongly Disagree	0	0%
<i>answered question</i>		35



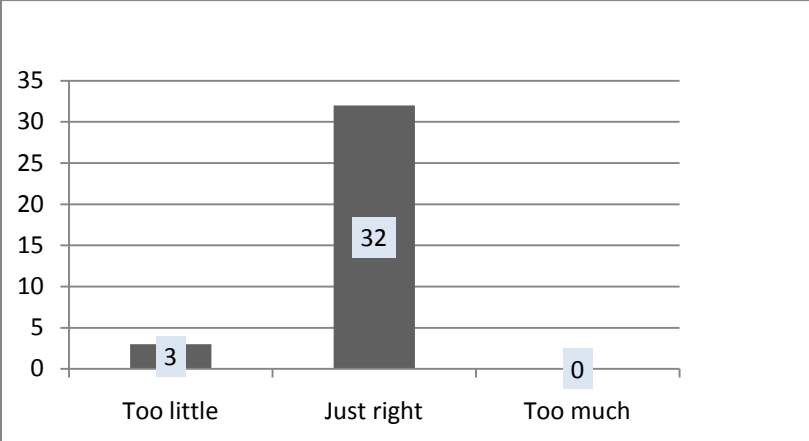


RIDGEWOOD PUBLIC SCHOOLS

Glen/RED Parent/Guardian Survey May 2011
Section: Academics, Curriculum and Instruction


The amount of homework my child receives is:

Answer Options	Response Count	Percent
Too little	3	9%
Just right	32	91%
Too much	0	0%
<i>answered question</i>		35



I am satisfied with the health and wellness offerings at my child's school.

Answer Options	Response Count	Percent
Strongly Agree	22	63%
Agree	10	29%
Neither Agree nor Disagree	3	9%
Disagree	0	0%
Strongly Disagree	0	0%
<i>answered question</i>		35





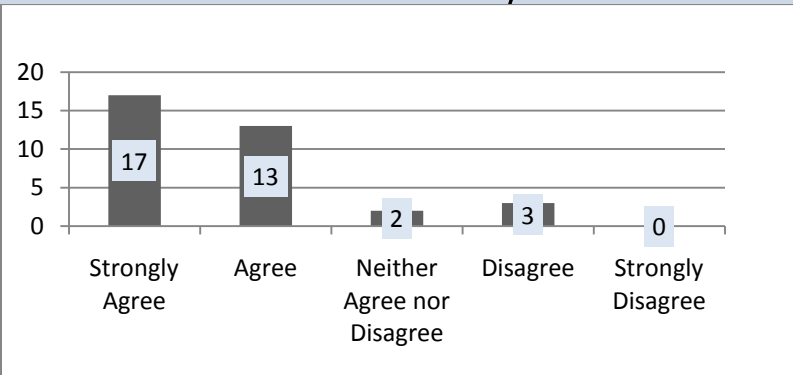
RIDGEWOOD PUBLIC SCHOOLS

Glen/RED Parent/Guardian Survey May 2011
 Section: Academics, Curriculum and Instruction

I am satisfied with the music and art offerings at my child's school.

Answer Options	Response Count	Percent
Strongly Agree	17	49%
Agree	13	37%
Neither Agree nor Disagree	2	6%
Disagree	3	9%
Strongly Disagree	0	0%


answered question 35



My child is encouraged to try new things at school.

Answer Options	Response Count	Percent
Strongly Agree	28	80%
Agree	7	20%
Neither Agree nor Disagree	0	0%
Disagree	0	0%
Strongly Disagree	0	0%

answered question 35






RIDGEWOOD PUBLIC SCHOOLS

Glen/RED Parent/Guardian Survey May 2011
Section: Academics, Curriculum and Instruction

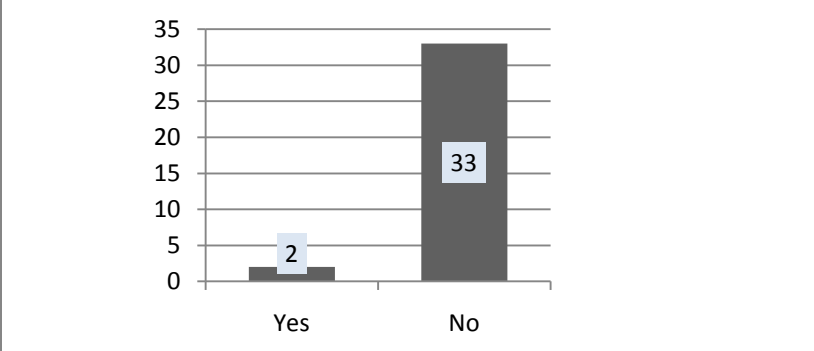
The school gives me ideas and opportunities to help my child do his/her best.

Answer Options	Response Count	Percent
Strongly Agree	25	71%
Agree	9	26%
Neither Agree nor Disagree	1	3%
Disagree	0	0%
Strongly Disagree	0	0%
<i>answered question</i>		35



I supplement my child's education with professional tutoring in core subjects such as math or reading (other than SAT prep).

Answer Options	Response Count	Percent
Yes	2	6%
No	33	94%
<i>answered question</i>		35





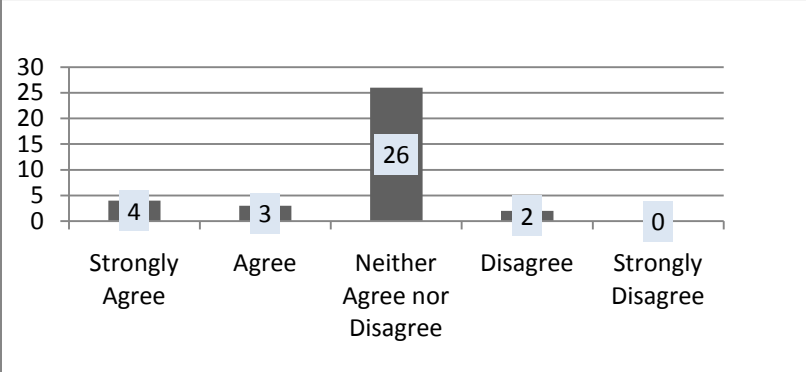
RIDGEWOOD PUBLIC SCHOOLS

Glen/RED Parent/Guardian Survey May 2011 Section: Extracurricular Activities

I am satisfied with the club and afterschool opportunities at my child's school.

Answer Options	Response Count	Percent
Strongly Agree	4	11%
Agree	3	9%
Neither Agree nor Disagree	26	74%
Disagree	2	6%
Strongly Disagree	0	0%

answered question 35



END OF SECTION



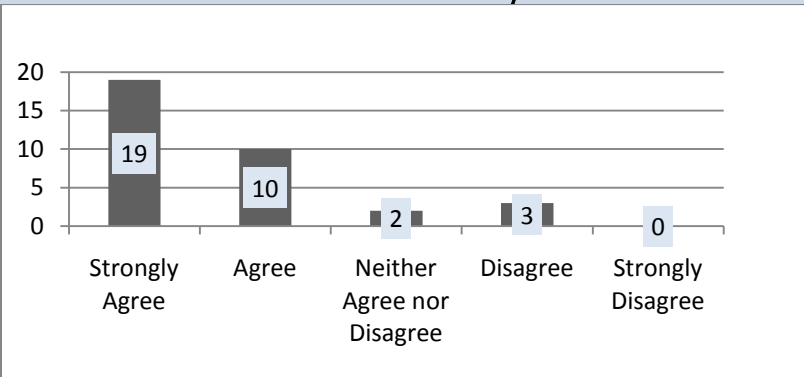
RIDGEWOOD PUBLIC SCHOOLS

Glen/RED Parent/Guardian Survey May 2011
Section: Facilities

I am satisfied with the quality of the physical spaces at my child's school.

Answer Options	Response Count	Percent
Strongly Agree	19	56%
Agree	10	29%
Neither Agree nor Disagree	2	6%
Disagree	3	9%
Strongly Disagree	0	0%


answered question **34**



My child's school is clean and well-maintained.

Answer Options	Response Count	Percent
Strongly Agree	21	62%
Agree	11	32%
Neither Agree nor Disagree	2	6%
Disagree	0	0%
Strongly Disagree	0	0%

answered question **34**



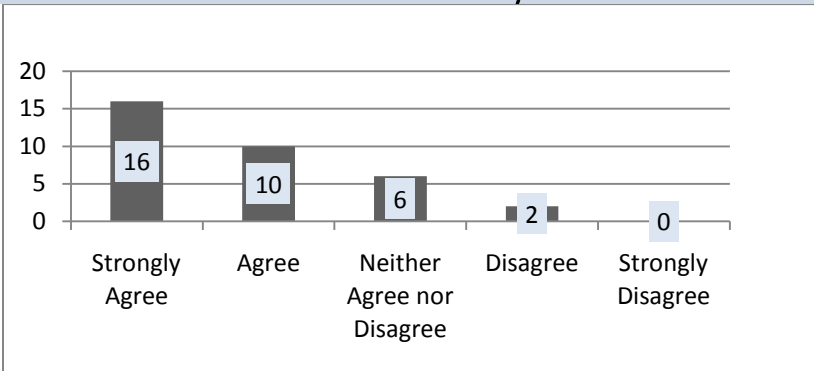


RIDGEWOOD PUBLIC SCHOOLS

Glen/RED Parent/Guardian Survey May 2011 Section: Facilities

The condition/quality of the school's athletic facilities is acceptable.

Answer Options	Response Count	Percent
Strongly Agree	16	47%
Agree	10	29%
Neither Agree nor Disagree	6	18%
Disagree	2	6%
Strongly Disagree	0	0%
<i>answered question</i>		34



END OF SECTION




RIDGEWOOD PUBLIC SCHOOLS

Glen/RED Parent/Guardian Survey May 2011
Section: Communications

I feel well-informed about school programs/services/activities.

Answer Options	Response Count	Percent
Strongly Agree	22	65%
Agree	12	35%
Neither Agree nor Disagree	0	0%
Disagree	0	0%
Strongly Disagree	0	0%


answered question **34**



The school keeps me informed of my child's progress.

Answer Options	Response Count	Percent
Strongly Agree	29	85%
Agree	5	15%
Neither Agree nor Disagree	0	0%
Disagree	0	0%
Strongly Disagree	0	0%

answered question **34**






RIDGEWOOD PUBLIC SCHOOLS

Glen/RED Parent/Guardian Survey May 2011
Section: Communications

School staff (teachers/principal) are responsive to parent concerns.

Answer Options	Response Count	Percent
Strongly Agree	27	79%
Agree	6	18%
Neither Agree nor Disagree	1	3%
Disagree	0	0%
Strongly Disagree	0	0%

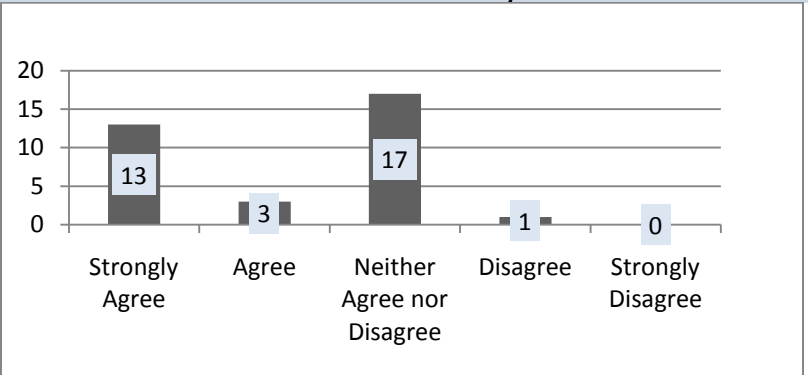
answered question **34**



District administration/Board of Ed are responsive to parent concerns.

Answer Options	Response Count	Percent
Strongly Agree	13	38%
Agree	3	9%
Neither Agree nor Disagree	17	50%
Disagree	1	3%
Strongly Disagree	0	0%

answered question **34**





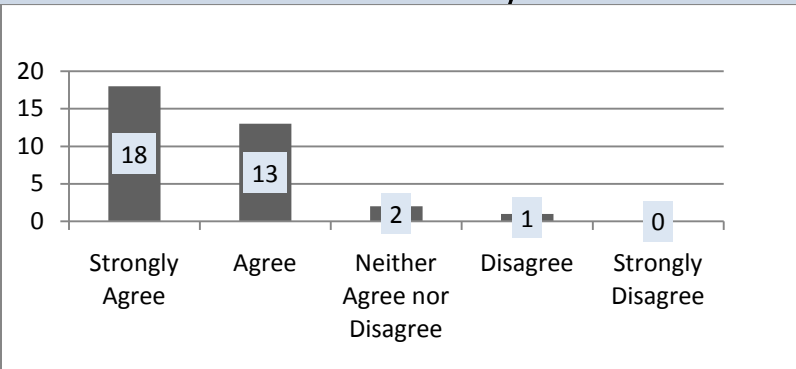
RIDGEWOOD PUBLIC SCHOOLS

Glen/RED Parent/Guardian Survey May 2011
Section: Communications

I have sufficient opportunities to express my opinions or concerns regarding school.

Answer Options	Response Count	Percent
Strongly Agree	18	53%
Agree	13	38%
Neither Agree nor Disagree	2	6%
Disagree	1	3%
Strongly Disagree	0	0%

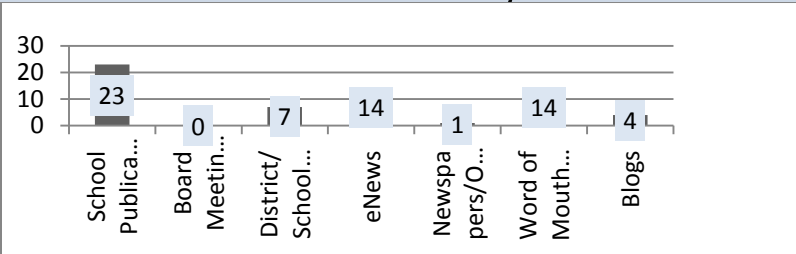
answered question 34



How do you receive most of your school information? (Check all that apply.)

Answer Options	Response Count	Percent
School Publications/Printed Mailings	23	68%
Board Meetings	0	0%
District/School Website	7	21%
eNews	14	41%
Newspapers/Other Media	1	3%
Word of Mouth/Friends	14	41%
Blogs	4	12%
Other	18	18%

answered question 34



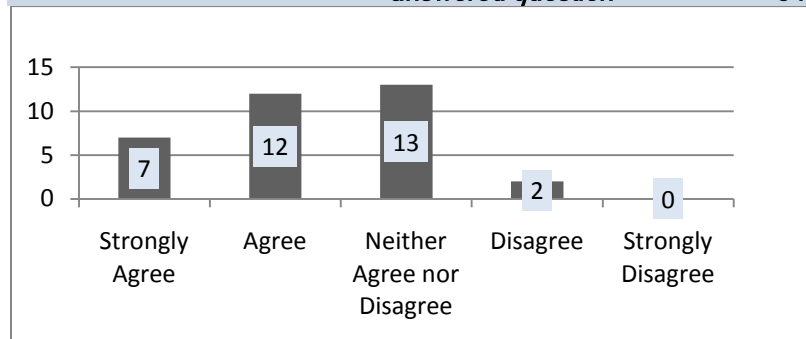


RIDGEWOOD PUBLIC SCHOOLS

Glen/RED Parent/Guardian Survey May 2011 Section: Communications

The District website is a useful source for everything I need to know about Ridgewood Public Schools.

Answer Options	Response Count	Percent
Strongly Agree	7	21%
Agree	12	35%
Neither Agree nor Disagree	13	38%
Disagree	2	6%
Strongly Disagree	0	0%
<i>answered question</i>		34

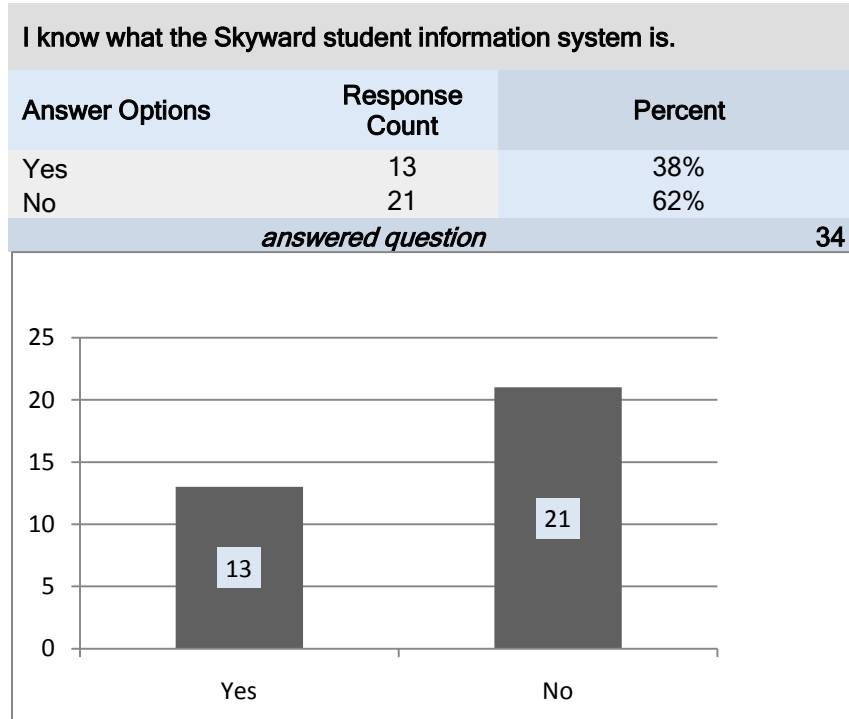


END OF SECTION



RIDGEWOOD PUBLIC SCHOOLS

Glen/RED Parent/Guardian Survey May 2011
Section: Skyward Student Information System



Please indicate why you log onto Skyward Family Access (check all that apply):

Answer Options	At least once a week	About once a month	About once a year	Never	Response Count
Verify or update family information	0	1	10	23	34
Check classroom messages	0	2	2	27	31
Obtain my child's grades	1	2	2	27	32
Check my child's attendance	0	1	2	27	30

answered question 34

NO CHART



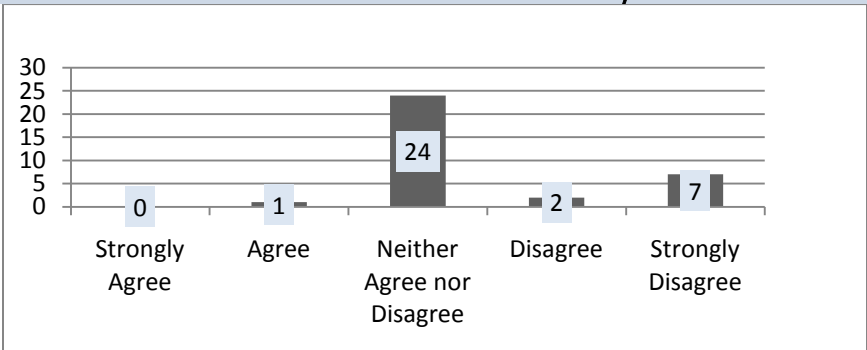
RIDGEWOOD PUBLIC SCHOOLS

Glen/RED Parent/Guardian Survey May 2011
Section: Skyward Student Information System

The Skyward Family Access portal (e.g., for viewing attendance, grades and/or assignments) has been helpful for me.

Answer Options	Response Count	Percent
Strongly Agree	0	0%
Agree	1	3%
Neither Agree nor Disagree	24	71%
Disagree	2	6%
Strongly Disagree	7	21%

answered question **34**



The Skyward Family Access portal (e.g., for viewing attendance, grades and/or assignments) has been helpful for my student.

Answer Options	Response Count	Percent
Strongly Agree	0	0%
Agree	1	3%
Neither Agree nor Disagree	24	71%
Disagree	3	9%
Strongly Disagree	6	18%

answered question **34**

