

PARENT/GUARDIAN SURVEY 2011-2012: ORCHARD SCHOOL

Results of the May 2012 survey on the Skyward Family Access System for
Orchard Elementary School

*Ridgewood Public
Schools*

Dear Parent or Guardian,

One goal of the Board of Education is to survey the district's parents and guardians each year, alternating a comprehensive satisfaction survey with a brief survey on a singular topic. This May the school district asked its parents and guardians to fill out a survey on the single topic of the Skyward Family Access system. The results of the survey are presented here.

The results present an important snapshot that the Board of Education hopes will contribute to a dialogue among all members of the school community and become a resource for making your school and the district the best they can be.

Thank you to all who took the time to complete the survey. We hope you enjoy reading the report and appreciate your feedback.

The Ridgewood Board of Education
Sheila Brogan, President
Vincent Loncto, Vice President
Christina Krauss
Michele Lenhard
James Morgan

Superintendent of Schools
Daniel Fishbein

How to read this report

The data in this report reflect survey results for your school only. A link to the results for the whole district is also provided below. For each survey question, data are displayed in both tables and bar graphs.

Please note that not all parents participated in the survey. Your school's participation rate is noted below, along with the overall district participation rate.

How was the survey conducted?

The survey was conducted via e-mail from May 7-18, 2012. Using SurveyMonkey software, e-mail invitations with private links were sent to all parent/guardian e-mail addresses on file with the district. Survey respondents participated on a secure survey website, and only one response was allowed for each e-mail address. The survey was completely anonymous.

Numerical data were compiled and charts were created using SurveyMonkey. District data were compiled from the individual school surveys by members of the Ridgewood Public Schools Information Technology Department. The superintendent, administrators and school board members reviewed the data and all comments.

What were the results for the whole District?

A total of 3007 parents or guardians filled out surveys, representing a 39.6% participation rate. [Click here](#) for a summary of the district survey data.

How many parents and guardians participated in your school's survey?

| As of 5.31.12 | # Students Attending | # E-mails on File | # Participants in Survey | Participation Rate 2011-2012 |
|---------------|----------------------|-------------------|--------------------------|------------------------------|
| Orchard | 338 | 407 | 165 | 40.5% |
| District | 5714 | 7586 | 3007 | 39.6% |



How will these survey results be used?

Complete survey results have been provided to your school's principal, as well as the central administration and the Ridgewood Board of Education. The data will be used to refine the Skyward Family Access system in order to maximize communication between the district and parents and guardians.

1. Our records show that your child or children attend(s) ORCHARD ELEMENTARY SCHOOL. Please confirm this information by checking the corresponding box below.

| | | Response Percent | Response Count |
|----------------------------------|-------------------------------------|--------------------------|----------------|
| Benjamin Franklin Middle School | <input type="checkbox"/> | 0.0% | 0 |
| George Washington Middle School | <input type="checkbox"/> | 0.0% | 0 |
| Glen/RED Program | <input type="checkbox"/> | 0.0% | 0 |
| Hawes Elementary School | <input type="checkbox"/> | 0.0% | 0 |
| Orchard Elementary School | <input checked="" type="checkbox"/> | 100.0% | 165 |
| Ridge Elementary School | <input type="checkbox"/> | 0.0% | 0 |
| Ridgewood High School | <input type="checkbox"/> | 0.0% | 0 |
| Somerville Elementary School | <input type="checkbox"/> | 0.0% | 0 |
| Travell Elementary School | <input type="checkbox"/> | 0.0% | 0 |
| Willard Elementary School | <input type="checkbox"/> | 0.0% | 0 |
| | | answered question | 165 |
| | | skipped question | 0 |

2. Are you aware that the Skyward Family Access system allows you to verify or update family/student information, and depending on your child's grade level: obtain your child's grades/assignments, check your child's attendance, check classroom messages, fund and check the food service account, and register and pay student activity and/or testing fees?






| | | Response Percent | Response Count |
|-----|--|------------------|----------------|
| Yes |  | 82.4% | 131 |
| No |  | 17.6% | 28 |

Please feel free to comment. 14

answered question 159

skipped question 6

3. At the start of this 2011-2012 school year, a new system for elementary lunch pre-ordering and the option to fund a Family Food Service Account in Skyward were rolled out. Since September, a number of changes have been implemented (e.g., e-mail confirmation of elementary lunch order with total cost and account balance, and e-mail notification of Family Account Balance due). How has your experience with the lunch pre-ordering system and/or the Family Food Service Account system changed since the start of the school year?

| | | Response Percent | Response Count |
|--------------------------------------|---|------------------|----------------|
| Improved considerably |  | 16.6% | 26 |
| Improved slightly |  | 26.8% | 42 |
| Not improved at all |  | 10.8% | 17 |
| Worsened |  | 7.0% | 11 |
| I have not pre-ordered lunch. |  | 38.9% | 61 |

Please feel free to comment. 26

answered question 157

skipped question 8

4. Please complete this statement: I log onto Skyward Family Access to

| | About once a day | About once a week | About once a month | About once a year | Never | Response Count |
|---|------------------|-------------------|--------------------|-------------------|--------------------|----------------|
| verify or update family/student information | 0.7% (1) | 4.6% (7) | 11.3% (17) | 58.3% (88) | 25.2% (38) | 151 |
| obtain my child's grades/assignments | 0.7% (1) | 7.4% (11) | 8.1% (12) | 8.1% (12) | 75.7% (112) | 148 |
| check my child's attendance | 0.7% (1) | 3.4% (5) | 5.4% (8) | 4.8% (7) | 85.7% (126) | 147 |
| check classroom messages | 0.0% (0) | 8.8% (13) | 14.9% (22) | 5.4% (8) | 70.9% (105) | 148 |
| fund and check my child's food service account | 0.7% (1) | 3.3% (5) | 40.7% (61) | 6.7% (10) | 48.7% (73) | 150 |
| register and pay student activity and/or testing fees | 0.0% (0) | 3.4% (5) | 12.3% (18) | 13.0% (19) | 71.2% (104) | 146 |

If you answered "never" to any of the above categories, please take a moment to tell us why.

71

answered question

155

skipped question

10

5. How helpful do you find Skyward Family Access to be?

| | Very helpful | Helpful | Neither helpful nor unhelpful | Unhelpful | Very unhelpful | Response Count |
|---|--------------|------------|-------------------------------|------------|----------------|----------------|
| verify or update family/student information | 19.5% (29) | 36.2% (54) | 38.9% (58) | 2.0% (3) | 3.4% (5) | 149 |
| obtain my child's grades/assignments | 10.7% (15) | 16.4% (23) | 59.3% (83) | 6.4% (9) | 7.1% (10) | 140 |
| check my child's attendance | 7.1% (10) | 18.6% (26) | 62.9% (88) | 5.0% (7) | 6.4% (9) | 140 |
| check classroom messages | 8.0% (11) | 18.8% (26) | 58.7% (81) | 8.7% (12) | 5.8% (8) | 138 |
| fund and check my child's food service account | 6.2% (9) | 35.6% (52) | 42.5% (62) | 10.3% (15) | 5.5% (8) | 146 |
| register and pay student activity and/or testing fees | 9.3% (13) | 20.0% (28) | 60.7% (85) | 4.3% (6) | 5.7% (8) | 140 |

Please specify the areas that you find most helpful or unhelpful.

20




answered question

151

skipped question

14

6. Skyward Family Access allows teachers to regularly communicate with parents and guardians regarding your child. Overall, what has been your experience with this mode of communication from teachers?

| | | Response Percent | Response Count |
|--|---|--------------------------|----------------|
| I am informed through these communications from the teacher (s). |  | 15.9% | 24 |
| I would like more consistent communication from the teacher(s). |  | 15.9% | 24 |
| I receive very little communication from the teacher (s). |  | 68.2% | 103 |
| | Please elaborate. | | 48 |
| | | answered question | 151 |
| | | skipped question | 14 |