

PARENT/GUARDIAN SURVEY 2012-2013: GLEN SCHOOL – RED

Results of the May 2013 survey for the Glen School RED Program

Ridgewood

Public

Schools

Dear Parent or Guardian,

One goal of the Board of Education is to survey the district’s parents and guardians each year, alternating a comprehensive satisfaction survey with a brief survey on a singular topic. This May the school district asked its parents and guardians to fill out a comprehensive survey on topics related to their children’s schools and education. The results of the survey are presented here.

The results present an important snapshot that the Board of Education hopes will contribute to a dialogue among all members of the school community and become a resource for making your school and the district the best they can be.

Thank you to all who took the time to complete the survey. We hope you enjoy reading the report and appreciate your feedback.

The Ridgewood Board of Education
Sheila Brogan, President
Vincent Loncto, Vice President
Christina Krauss
Michele Lenhard
James Morgan

Superintendent of Schools
Daniel Fishbein

How to read this report

The data in this report reflect survey results for your school only. A link to the results for the whole district is also provided below.

Please note that not all parents participated in the survey. Your school’s participation rate is noted below, along with the overall district participation rate.

How was the survey conducted?

The survey was conducted via e-mail from May 13-24, 2013. Using SurveyMonkey software, e-mail invitations with private links were sent to all parent/guardian e-mail addresses on file with the district. Survey respondents participated on a secure survey website, and only one response was allowed for each e-mail address. The survey was completely anonymous.

Numerical data were compiled and charts were created using SurveyMonkey. District data were compiled from the individual school surveys by members of the Ridgewood Public Schools Information Technology Department. The superintendent, administrators and school board members reviewed the data and all comments.

What were the results for the whole District?

A total of 2673 parents or guardians filled out surveys, representing a 35.0% participation rate. [Click here](#) for a summary of the district survey data.

How many parents and guardians participated in your school’s 2012-2013 survey?


As of 5.31.13	# Enrolled Students	# Valid E-mails on File	# Survey Responses	Participation Rate
Glen - RED	50	78	34	43.6%
District	5768	7627	2673	35.0%

How will these survey results be used?




Complete survey results have been provided to your school’s principal, as well as the central administration and the Ridgewood Board of Education. The data will be used as one of several resources for the ongoing review and refinement of the programs of the Ridgewood Public Schools.

2012-2013 Parent / Guardian Survey: Glen School -  SurveyMonkey
RED Program



Our records show that your child attends Glen School - RED Program. The questions in this survey should be answered with this school in mind, for your youngest child attending this school. Please confirm this information by checking the box below.

		Response Percent	Response Count
Yes, my child attends Glen School - RED Program.		100.0%	34
		answered question	34
		skipped question	0



I am satisfied with the overall quality of my child's education.

		Response Percent	Response Count
Strongly Agree		73.5%	25
Agree		23.5%	8
Neither Agree nor Disagree		2.9%	1
Disagree		0.0%	0
Strongly Disagree		0.0%	0
		answered question	34
		skipped question	0




My child likes going to school.

		Response Percent	Response Count
Strongly Agree		67.6%	23
Agree		32.4%	11
Neither Agree nor Disagree		0.0%	0
Disagree		0.0%	0
Strongly Disagree		0.0%	0
		answered question	34
		skipped question	0




I would recommend my child's school to other parents.

		Response Percent	Response Count
Strongly Agree		82.4%	28
Agree		17.6%	6
Neither Agree nor Disagree		0.0%	0
Disagree		0.0%	0
Strongly Disagree		0.0%	0
		answered question	34
		skipped question	0





I feel welcome in my child's school.

		Response Percent	Response Count
Strongly Agree		70.6%	24
Agree		26.5%	9
Neither Agree nor Disagree		2.9%	1
Disagree		0.0%	0
Strongly Disagree		0.0%	0
		answered question	34
		skipped question	0





I would like to be more involved in my child's school.

		Response Percent	Response Count
Strongly Agree		17.6%	6
Agree		38.2%	13
Neither Agree nor Disagree		44.1%	15
Disagree		0.0%	0
Strongly Disagree		0.0%	0
		answered question	34
		skipped question	0




My child feels safe at school.

		Response Percent	Response Count
Strongly Agree		67.6%	23
Agree		26.5%	9
Neither Agree nor Disagree		2.9%	1
Disagree		0.0%	0
Strongly Disagree		2.9%	1
answered question			34
skipped question			0





The district has instructional activities in place at each school level that are designed to foster respect and discourage harassment, intimidation and bullying (HIB). Do you agree that these activities have been beneficial and constructive for your child?

		Response Percent	Response Count
Strongly Agree		41.2%	14
Agree		41.2%	14
Neither Agree nor Disagree		14.7%	5
Disagree		0.0%	0
Strongly Disagree		2.9%	1
answered question			34
skipped question			0

I am satisfied with the academic progress of my child.

		Response Percent	Response Count
Strongly Agree		60.6%	20
Agree		33.3%	11
Neither Agree nor Disagree		0.0%	0
Disagree		6.1%	2
Strongly Disagree		0.0%	0
answered question			33
skipped question			1

The academic challenge for my child is appropriate.

		Response Percent	Response Count
Strongly Agree		54.5%	18
Agree		39.4%	13
Neither Agree nor Disagree		0.0%	0
Disagree		3.0%	1
Strongly Disagree		3.0%	1
answered question			33
skipped question			1





2012-2013 Parent / Guardian Survey: Glen School - RED Program







Please indicate your satisfaction level with the following programs at your child's school.

	Very Satisfied	Satisfied	Neither Satisfied nor Unsatisfied	Unsatisfied	Very Unsatisfied	Not Applicable	Rating Count
Pre-school academics	63.6% (21)	27.3% (9)	0.0% (0)	6.1% (2)	0.0% (0)	3.0% (1)	33
Speech and language	63.6% (21)	30.3% (10)	3.0% (1)	3.0% (1)	0.0% (0)	0.0% (0)	33
Social and emotional growth	75.8% (25)	18.2% (6)	0.0% (0)	3.0% (1)	3.0% (1)	0.0% (0)	33
Motor skills	72.7% (24)	27.3% (9)	0.0% (0)	0.0% (0)	0.0% (0)	0.0% (0)	33
Daily living skills	69.7% (23)	27.3% (9)	3.0% (1)	0.0% (0)	0.0% (0)	0.0% (0)	33
						Please feel free to comment:	2
						answered question	33
						skipped question	1




My child is encouraged to try new things at school.

		Response Percent	Response Count
Strongly Agree		62.5%	20
Agree		31.3%	10
Neither Agree nor Disagree		0.0%	0
Disagree		3.1%	1
Strongly Disagree		3.1%	1
answered question			32
skipped question			2



The school gives me ideas and opportunities to help my child do his/her best.

		Response Percent	Response Count
Strongly Agree		59.4%	19
Agree		31.3%	10
Neither Agree nor Disagree		6.3%	2
Disagree		0.0%	0
Strongly Disagree		3.1%	1
answered question			32
skipped question			2



The amount of homework my child receives is:

		Response Percent	Response Count
Too little		9.4%	3
Just right		87.5%	28
Too much		3.1%	1
answered question			32
skipped question			2



I supplement my child's education with professional tutoring in core subjects such as math or reading.

		Response Percent	Response Count
Yes		18.8%	6
No		81.3%	26
answered question			32
skipped question			2





I am satisfied with the quality of the physical spaces at my child's school.

		Response Percent	Response Count
Strongly Agree		56.3%	18
Agree		43.8%	14
Neither Agree nor Disagree		0.0%	0
Disagree		0.0%	0
Strongly Disagree		0.0%	0
		answered question	32
		skipped question	2





My child's school is clean and well-maintained.

		Response Percent	Response Count
Strongly Agree		71.9%	23
Agree		28.1%	9
Neither Agree nor Disagree		0.0%	0
Disagree		0.0%	0
Strongly Disagree		0.0%	0
		answered question	32
		skipped question	2




The condition/quality of the school's athletic facilities is acceptable.

		Response Percent	Response Count
Strongly Agree		50.0%	16
Agree		37.5%	12
Neither Agree nor Disagree		6.3%	2
Disagree		6.3%	2
Strongly Disagree		0.0%	0
answered question			32
skipped question			2





The condition/quality of the school's visual and performing arts spaces is acceptable.

		Response Percent	Response Count
Strongly Agree		40.6%	13
Agree		40.6%	13
Neither Agree nor Disagree		15.6%	5
Disagree		3.1%	1
Strongly Disagree		0.0%	0
answered question			32
skipped question			2



I feel well-informed about the school's programs, services and activities.

		Response Percent	Response Count
Strongly Agree		56.3%	18
Agree		40.6%	13
Neither Agree nor Disagree		0.0%	0
Disagree		3.1%	1
Strongly Disagree		0.0%	0
		answered question	32
		skipped question	2






The school keeps me informed of my child's progress.

		Response Percent	Response Count
Strongly Agree		65.6%	21
Agree		18.8%	6
Neither Agree nor Disagree		6.3%	2
Disagree		9.4%	3
Strongly Disagree		0.0%	0
		answered question	32
		skipped question	2






School staff members (teachers/principal) are responsive to my parental concerns.

		Response Percent	Response Count
Strongly Agree		68.8%	22
Agree		31.3%	10
Neither Agree nor Disagree		0.0%	0
Disagree		0.0%	0
Strongly Disagree		0.0%	0
answered question			32
skipped question			2









The district administration and/or Board of Education are responsive to my parental concerns.

		Response Percent	Response Count
Strongly Agree		46.9%	15
Agree		31.3%	10
Neither Agree nor Disagree		9.4%	3
Disagree		6.3%	2
Strongly Disagree		6.3%	2
answered question			32
skipped question			2





I have sufficient opportunities to express my opinions or concerns regarding my child's school.

		Response Percent	Response Count
Strongly Agree		50.0%	16
Agree		34.4%	11
Neither Agree nor Disagree		3.1%	1
Disagree		6.3%	2
Strongly Disagree		6.3%	2
		answered question	32
		skipped question	2



How do you receive most of your school-related information? Check all that apply:

		Response Percent	Response Count
School-based e-news/publications		46.9%	15
School website		28.1%	9
Skyward Information System		25.0%	8
District or school e-blasts/robo calls		31.3%	10
District rps.Enews		6.3%	2
Board meetings		0.0%	0
District website		6.3%	2
District Facebook page		0.0%	0
Print-based newspapers		3.1%	1
Electronic news outlets		0.0%	0
Other (please specify)		43.8%	14
		answered question	32
		skipped question	2








The district website is a useful source for all I need to know about the Ridgewood Public Schools.

		Response Percent	Response Count
Strongly Agree		15.6%	5
Agree		40.6%	13
Neither Agree nor Disagree		40.6%	13
Disagree		3.1%	1
Strongly Disagree		0.0%	0
answered question			32
skipped question			2



Would it be helpful for the district to provide programs on parenting issues?

		Response Percent	Response Count
Yes		93.8%	30
No		6.3%	2
answered question			32
skipped question			2




Please indicate your interest in the following types of programs. Check all that apply:

		Response Percent	Response Count
District curriculum and programs		56.7%	17
Overscheduling of children		36.7%	11
Parenting in the age of media and technology		76.7%	23
Children's anxiety issues		70.0%	21
Building children's self-esteem		90.0%	27
Helicopter parenting		20.0%	6
School safety and security		53.3%	16
		Other	1
		answered question	30
		skipped question	4

What would be the best way for you to participate in district parental programs? Check all that apply:

		Response Percent	Response Count
In person at a school or the Education Center		83.3%	25
Online webinar		60.0%	18
		Other (please specify)	0
		answered question	30
		skipped question	4

When would be the best times for you to participate in district programs? Check all that apply:

		Response Percent	Response Count
Weekday during school hours		43.3%	13
Weekday evenings		70.0%	21
Weekend daytime		36.7%	11
	Other (please specify)		0
		answered question	30
		skipped question	4