

PARENT/GUARDIAN  
SURVEY 2012-2013:  
GEORGE WASHINGTON  
MIDDLE SCHOOL

Results of the May 2013 survey for George Washington Middle School

*Ridgewood  
Public  
Schools*

*Dear Parent or Guardian,*

One goal of the Board of Education is to survey the district's parents and guardians each year, alternating a comprehensive satisfaction survey with a brief survey on a singular topic. This May the school district asked its parents and guardians to fill out a comprehensive survey on topics related to their children's schools and education. The results of the survey are presented here.

The results present an important snapshot that the Board of Education hopes will contribute to a dialogue among all members of the school community and become a resource for making your school and the district the best they can be.

Thank you to all who took the time to complete the survey. We hope you enjoy reading the report and appreciate your feedback.

The Ridgewood Board of Education  
*Sheila Brogan, President*  
*Vincent Loncto, Vice President*  
*Christina Krauss*  
*Michele Lenhard*  
*James Morgan*

Superintendent of Schools  
*Daniel Fishbein*

### **How to read this report**

The data in this report reflect survey results for your school only. A link to the results for the whole district is also provided below.

Please note that not all parents participated in the survey. Your school's participation rate is noted below, along with the overall district participation rate.

### **How was the survey conducted?**

The survey was conducted via e-mail from May 13-24, 2013. Using SurveyMonkey software, e-mail invitations with private links were sent to all parent/guardian e-mail addresses on file with the district. Survey respondents participated on a secure survey website, and only one response was allowed for each e-mail address. The survey was completely anonymous.

Numerical data were compiled and charts were created using SurveyMonkey. District data were compiled from the individual school surveys by members of the Ridgewood Public Schools Information Technology Department. The superintendent, administrators and school board members reviewed the data and all comments.

### **What were the results for the whole District?**

A total of 2673 parents or guardians filled out surveys, representing a 35.0% participation rate. [Click here](#) for a summary of the district survey data.



### **How many parents and guardians participated in your school's 2012-2013 survey?**

As of 5.31.13	# Enrolled Students	# Valid E-mails on File	# Survey Responses	Participation Rate
GWMS	653	956	316	33.1%
District	5768	7627	2673	35.0%






### **How will these survey results be used?**

Complete survey results have been provided to your school's principal, as well as the central administration and the Ridgewood Board of Education. The data will be used as one of several resources for the ongoing review and refinement of the programs of the Ridgewood Public Schools.






Our records show that your child attends a Ridgewood middle school. The questions in this survey should be answered with this school in mind, for your youngest child attending this school. Which middle school does your child attend?

		Response Percent	Response Count
Benjamin Franklin Middle School		0.0%	0
<b>George Washington Middle School</b>		<b>100.0%</b>	<b>316</b>
		<b>answered question</b>	<b>316</b>
		<b>skipped question</b>	<b>0</b>






I am satisfied with the overall quality of my child's education.

		Response Percent	Response Count
Strongly Agree		17.9%	54
<b>Agree</b>		<b>66.4%</b>	<b>200</b>
Neither Agree nor Disagree		8.0%	24
Disagree		7.0%	21
Strongly Disagree		0.7%	2
		<b>answered question</b>	<b>301</b>
		<b>skipped question</b>	<b>15</b>






### My child likes going to school.

		Response Percent	Response Count
Strongly Agree		29.2%	88
<b>Agree</b>		<b>55.1%</b>	<b>166</b>
Neither Agree nor Disagree		8.6%	26
Disagree		5.6%	17
Strongly Disagree		1.3%	4
<b>answered question</b>			<b>301</b>
<b>skipped question</b>			<b>15</b>






### I would recommend my child's school to other parents.

		Response Percent	Response Count
Strongly Agree		25.6%	77
<b>Agree</b>		<b>52.5%</b>	<b>158</b>
Neither Agree nor Disagree		15.6%	47
Disagree		5.0%	15
Strongly Disagree		1.3%	4
<b>answered question</b>			<b>301</b>
<b>skipped question</b>			<b>15</b>






**I feel welcome in my child's school.**

		Response Percent	Response Count
Strongly Agree		20.6%	62
<b>Agree</b>		<b>49.2%</b>	<b>148</b>
Neither Agree nor Disagree		24.6%	74
Disagree		5.3%	16
Strongly Disagree		0.3%	1
<b>answered question</b>			<b>301</b>
<b>skipped question</b>			<b>15</b>






**I would like to be more involved in my child's school.**

		Response Percent	Response Count
Strongly Agree		8.3%	25
Agree		32.6%	98
<b>Neither Agree nor Disagree</b>		<b>48.2%</b>	<b>145</b>
Disagree		10.3%	31
Strongly Disagree		0.7%	2
<b>answered question</b>			<b>301</b>
<b>skipped question</b>			<b>15</b>





**My child feels safe at school.**

		Response Percent	Response Count
Strongly Agree		32.9%	99
<b>Agree</b>		<b>59.8%</b>	<b>180</b>
Neither Agree nor Disagree		4.7%	14
Disagree		2.0%	6
Strongly Disagree		0.7%	2
<b>answered question</b>			<b>301</b>
<b>skipped question</b>			<b>15</b>






**The district has programs and activities in place at each school level that are designed to foster respect and discourage harassment, intimidation and bullying (HIB). Examples of these programs include daily announcements, school assemblies and Second Step at the middle school level. Do you agree that these programs have been beneficial and constructive for your child?**

		Response Percent	Response Count
Strongly Agree		17.3%	52
<b>Agree</b>		<b>53.5%</b>	<b>161</b>
Neither Agree nor Disagree		22.6%	68
Disagree		5.6%	17
Strongly Disagree		1.0%	3
<b>answered question</b>			<b>301</b>
<b>skipped question</b>			<b>15</b>

**I am satisfied with the academic progress of my child.**

		Response Percent	Response Count
Strongly Agree		19.9%	59
<b>Agree</b>		<b>61.5%</b>	<b>182</b>
Neither Agree nor Disagree		10.5%	31
Disagree		8.1%	24
Strongly Disagree		0.0%	0
<b>answered question</b>			<b>296</b>
<b>skipped question</b>			<b>20</b>

**The academic challenge for my child is appropriate.**

		Response Percent	Response Count
Strongly Agree		13.9%	41
<b>Agree</b>		<b>56.8%</b>	<b>168</b>
Neither Agree nor Disagree		12.8%	38
Disagree		13.9%	41
Strongly Disagree		2.7%	8
<b>answered question</b>			<b>296</b>
<b>skipped question</b>			<b>20</b>

## 2012-2013 Parent / Guardian Survey: Middle Schools



Please indicate your satisfaction level with the following programs at your child's school.

	Very Satisfied	Satisfied	Neither Satisfied nor Unsatisfied	Unsatisfied	Very Unsatisfied	Not Applicable	Rating Count
Language Arts	24.3% (72)	<b>50.7% (150)</b>	11.1% (33)	9.8% (29)	4.1% (12)	0.0% (0)	296
Math	25.0% (74)	<b>52.7% (156)</b>	10.8% (32)	9.1% (27)	2.4% (7)	0.0% (0)	296
Science (new 12-13)	24.7% (73)	<b>55.1% (163)</b>	13.2% (39)	5.1% (15)	1.7% (5)	0.3% (1)	296
Social Studies	32.1% (95)	<b>56.4% (167)</b>	6.4% (19)	4.4% (13)	0.7% (2)	0.0% (0)	296
World Languages	23.6% (70)	<b>43.9% (130)</b>	11.5% (34)	9.8% (29)	5.7% (17)	5.4% (16)	296
Music and Art	28.0% (83)	<b>48.0% (142)</b>	13.2% (39)	7.4% (22)	3.4% (10)	0.0% (0)	296
Health and Wellness	24.0% (71)	<b>55.4% (164)</b>	16.2% (48)	2.7% (8)	1.4% (4)	0.3% (1)	296





Please feel free to comment on the K-8 Science program, implemented September 2012.

62






<b>answered question</b>	<b>296</b>
<b>skipped question</b>	<b>20</b>






**My child is encouraged to try new things at school.**

		Response Percent	Response Count
Strongly Agree		11.0%	32
<b>Agree</b>		<b>41.4%</b>	<b>121</b>
Neither Agree nor Disagree		36.0%	105
Disagree		11.6%	34
Strongly Disagree		0.0%	0
<b>answered question</b>			<b>292</b>
<b>skipped question</b>			<b>24</b>



**The school gives me ideas and opportunities to help my child do his/her best.**

		Response Percent	Response Count
Strongly Agree		11.6%	34
Agree		33.9%	99
<b>Neither Agree nor Disagree</b>		<b>34.2%</b>	<b>100</b>
Disagree		17.1%	50
Strongly Disagree		3.1%	9
<b>answered question</b>			<b>292</b>
<b>skipped question</b>			<b>24</b>






**The amount of homework my child receives is:**

		Response Percent	Response Count
Too little		29.8%	87
<b>Just right</b>		<b>62.7%</b>	<b>183</b>
Too much		7.5%	22
<b>answered question</b>			<b>292</b>
<b>skipped question</b>			<b>24</b>






**I supplement my child's education with professional tutoring in core subjects such as math or reading.**

		Response Percent	Response Count
Yes		30.8%	90
<b>No</b>		<b>69.2%</b>	<b>202</b>
<b>answered question</b>			<b>292</b>
<b>skipped question</b>			<b>24</b>






**I am satisfied with the quality of the physical spaces at my child's school.**

		Response Percent	Response Count
Strongly Agree		29.7%	86
<b>Agree</b>		<b>55.9%</b>	<b>162</b>
Neither Agree nor Disagree		9.0%	26
Disagree		5.2%	15
Strongly Disagree		0.3%	1
<b>answered question</b>			<b>290</b>
<b>skipped question</b>			<b>26</b>






**My child's school is clean and well-maintained.**

		Response Percent	Response Count
Strongly Agree		29.0%	84
<b>Agree</b>		<b>57.9%</b>	<b>168</b>
Neither Agree nor Disagree		10.0%	29
Disagree		2.8%	8
Strongly Disagree		0.3%	1
<b>answered question</b>			<b>290</b>
<b>skipped question</b>			<b>26</b>






**The condition/quality of the school's athletic facilities is acceptable.**

		Response Percent	Response Count
Strongly Agree		30.7%	89
<b>Agree</b>		<b>51.7%</b>	<b>150</b>
Neither Agree nor Disagree		10.3%	30
Disagree		5.5%	16
Strongly Disagree		1.7%	5
<b>answered question</b>			<b>290</b>
<b>skipped question</b>			<b>26</b>






**The condition/quality of the school's visual and performing arts spaces is acceptable.**

		Response Percent	Response Count
Strongly Agree		19.3%	56
<b>Agree</b>		<b>51.7%</b>	<b>150</b>
Neither Agree nor Disagree		21.7%	63
Disagree		6.6%	19
Strongly Disagree		0.7%	2
<b>answered question</b>			<b>290</b>
<b>skipped question</b>			<b>26</b>






**I feel well-informed about the school's programs, services and activities.**

		Response Percent	Response Count
Strongly Agree		19.7%	57
<b>Agree</b>		<b>57.6%</b>	<b>167</b>
Neither Agree nor Disagree		15.5%	45
Disagree		6.2%	18
Strongly Disagree		1.0%	3
<b>answered question</b>			<b>290</b>
<b>skipped question</b>			<b>26</b>






**The school keeps me informed of my child's progress.**

		Response Percent	Response Count
Strongly Agree		28.3%	82
<b>Agree</b>		<b>56.6%</b>	<b>164</b>
Neither Agree nor Disagree		9.7%	28
Disagree		4.5%	13
Strongly Disagree		1.0%	3
<b>answered question</b>			<b>290</b>
<b>skipped question</b>			<b>26</b>






**School staff members (teachers/principal) are responsive to my parental concerns.**

		Response Percent	Response Count
Strongly Agree		29.3%	85
<b>Agree</b>		<b>49.3%</b>	<b>143</b>
Neither Agree nor Disagree		16.6%	48
Disagree		4.1%	12
Strongly Disagree		0.7%	2
<b>answered question</b>			<b>290</b>
<b>skipped question</b>			<b>26</b>












**The district administration and/or Board of Education are responsive to my parental concerns.**

		Response Percent	Response Count
Strongly Agree		11.0%	32
Agree		30.3%	88
<b>Neither Agree nor Disagree</b>		<b>51.7%</b>	<b>150</b>
Disagree		5.5%	16
Strongly Disagree		1.4%	4
<b>answered question</b>			<b>290</b>
<b>skipped question</b>			<b>26</b>

**I have sufficient opportunities to express my opinions or concerns regarding my child's school.**






		<b>Response Percent</b>	<b>Response Count</b>
Strongly Agree		12.4%	36
<b>Agree</b>		<b>46.6%</b>	<b>135</b>
Neither Agree nor Disagree		32.1%	93
Disagree		7.6%	22
Strongly Disagree		1.4%	4
<b>answered question</b>			<b>290</b>
<b>skipped question</b>			<b>26</b>

**How do you receive most of your school-related information? Check all that apply:**



		<b>Response Percent</b>	<b>Response Count</b>
School-based e-news/publications		74.1%	215
School website		64.5%	187
<b>Skyward Information System</b>		<b>78.3%</b>	<b>227</b>
District or school e-blasts/robo calls		39.0%	113
District rps.Enews		15.2%	44
Board meetings		3.1%	9
District website		9.3%	27
District Facebook page		1.7%	5
Print-based newspapers		5.2%	15
Electronic news outlets		2.8%	8
Other (please specify)		3.4%	10
		<b>answered question</b>	<b>290</b>
		<b>skipped question</b>	<b>26</b>










**The district website is a useful source for all I need to know about the Ridgewood Public Schools.**

		Response Percent	Response Count
Strongly Agree		13.8%	40
<b>Agree</b>		<b>47.9%</b>	<b>139</b>
Neither Agree nor Disagree		32.4%	94
Disagree		5.5%	16
Strongly Disagree		0.3%	1
<b>answered question</b>			<b>290</b>
<b>skipped question</b>			<b>26</b>

**Would it be helpful for the district to provide programs on parenting issues?**

		Response Percent	Response Count
Yes		63.1%	183
No		36.9%	107
<b>answered question</b>			<b>290</b>
<b>skipped question</b>			<b>26</b>



Please indicate your interest in the following types of programs. Check all that apply:

		Response Percent	Response Count
District curriculum and programs		61.0%	111
Overscheduling of children		36.3%	66
<b>Parenting in the age of media and technology</b>		<b>71.4%</b>	<b>130</b>
Children's anxiety issues		57.1%	104
Building children's self-esteem		68.1%	124
Helicopter parenting		19.2%	35
School safety and security		33.0%	60
		Other	7

answered question 182

skipped question 134




What would be the best way for you to participate in district parental programs? Check all that apply:

		Response Percent	Response Count
<b>In person at a school or the Education Center</b>		<b>67.6%</b>	<b>123</b>
Online webinar		60.4%	110
		Other (please specify)	2






answered question 182

skipped question 134

**When would be the best times for you to participate in district programs? Check all that apply:**

		Response Percent	Response Count
Weekday during school hours		42.3%	77
<b>Weekday evenings</b>		<b>67.6%</b>	<b>123</b>
Weekend daytime		15.9%	29
	Other (please specify)		1
<b>answered question</b>			<b>182</b>
<b>skipped question</b>			<b>134</b>

**I am satisfied with the club and after-school opportunities at my child's school.**

		Response Percent	Response Count
Strongly Agree		6.2%	18
Agree		31.5%	91
<b>Neither Agree nor Disagree</b>		<b>32.9%</b>	<b>95</b>
Disagree		22.8%	66
Strongly Disagree		6.6%	19
<b>answered question</b>			<b>289</b>
<b>skipped question</b>			<b>27</b>