

# PARENT / GUARDIAN SURVEY 2014-2015: MIDDLE SCHOOLS

Results of the May 2015 survey for the district's two middle schools

Ridgewood

Public

Schools



*Dear Parent or Guardian,*

This past May district parents and guardians were asked to fill out a comprehensive survey on topics related to our schools and your children's education. The combined results of the survey for the district's two middle schools are presented here.

These results present an important summary that we will use as a resource for making our schools and the district the best possible.

Thank you to all who took the time to complete the survey. We appreciate your feedback and hope you enjoy reading the following report.

The Ridgewood Board of Education  
*Sheila Brogan, President*  
*Vincent Loncto, Vice President*  
*Christina Krauss*  
*Michele Lenhard*  
*James Morgan*

Superintendent of Schools  
*Daniel Fishbein*

### **How to read this report**

The data in this report reflect survey results for the district's two middle schools.

Full results for the individual schools and the entire district may be found on the Ridgewood Public Schools website at [www.ridgewood.k12.nj.us](http://www.ridgewood.k12.nj.us).

### **How was the survey conducted?**

The survey was conducted via email from May 5-15, 2015 using SurveyMonkey software. Email invitations with private survey links were sent to all district parents and guardians with email addresses on file. Survey respondents participated on a secure survey website. Only one response was allowed for each email address. The survey was completely anonymous.

Numerical data were compiled and charts were created using SurveyMonkey software.

The superintendent, administrators and school board members reviewed the data and all comments.

Please note that not all parents and guardians participated in the survey.

### **How many middle school parents and guardians participated in the 2014-2015 survey?**

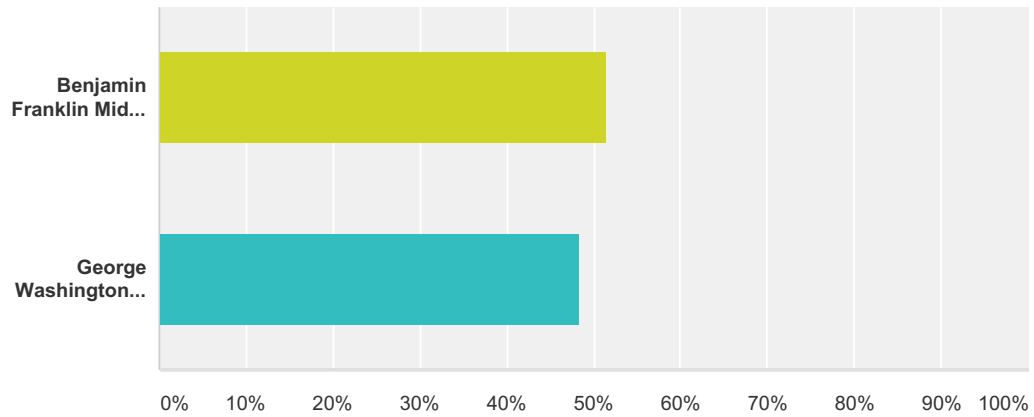
As of 5.31.15	# Enrolled Students	# Emails on File	# Survey Responses	Participation Rate
Middle Schools	1391	2113	695	32.9%

### **How will these survey results be used?**

Complete survey results have been provided to your school's principal, as well as the central administration and the Ridgewood Board of Education. The data will be used as one of several resources for the ongoing review and refinement of the programs of the Ridgewood Public Schools.

**Q1 Our records show that your child attends a Ridgewood middle school. The questions in this survey should be answered with this school in mind, for your youngest child attending this school. Which middle school does your child attend?**

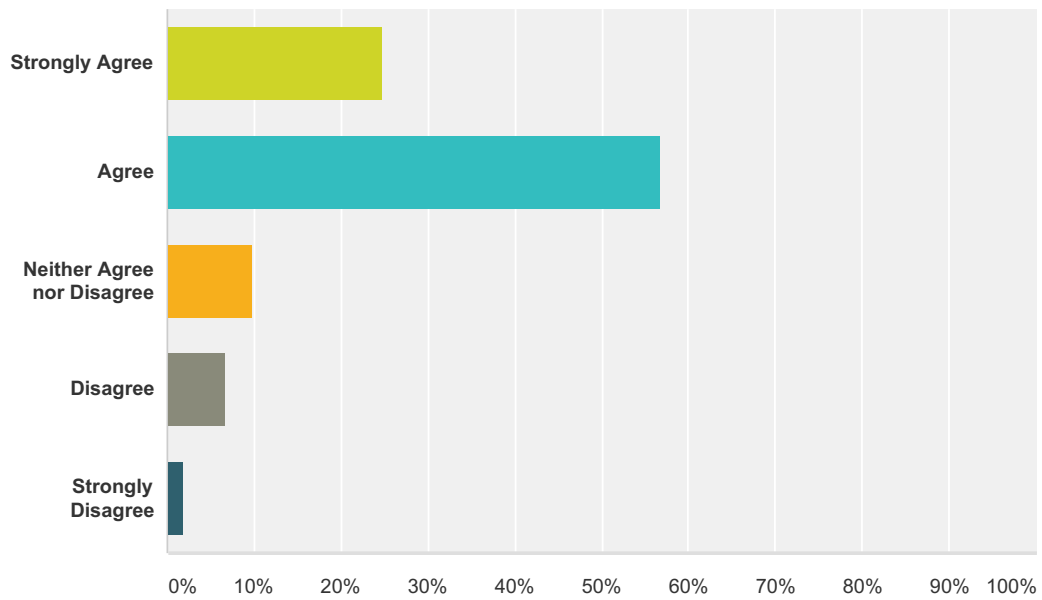
Answered: 695 Skipped: 0



Answer Choices	Responses
Benjamin Franklin Middle School	51.65% 359
George Washington Middle School	48.35% 336
<b>Total</b>	<b>695</b>

**Q2 I am satisfied with the overall quality of my child's education.**

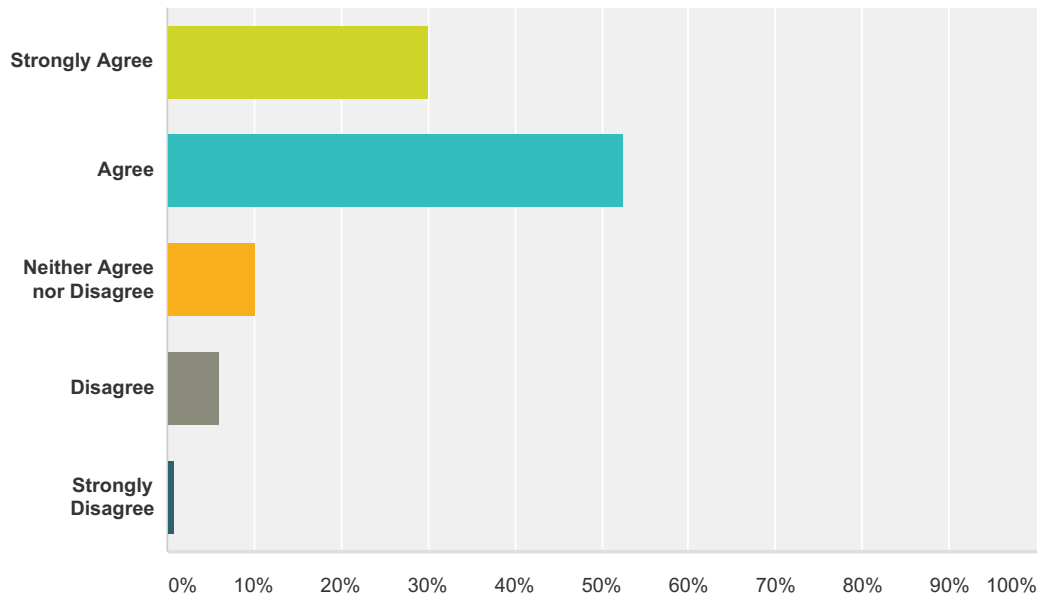
Answered: 683 Skipped: 12



Answer Choices	Responses	
Strongly Agree	24.74%	169
Agree	56.81%	388
Neither Agree nor Disagree	9.81%	67
Disagree	6.73%	46
Strongly Disagree	1.90%	13
<b>Total</b>		<b>683</b>

### Q3 My child likes going to school.

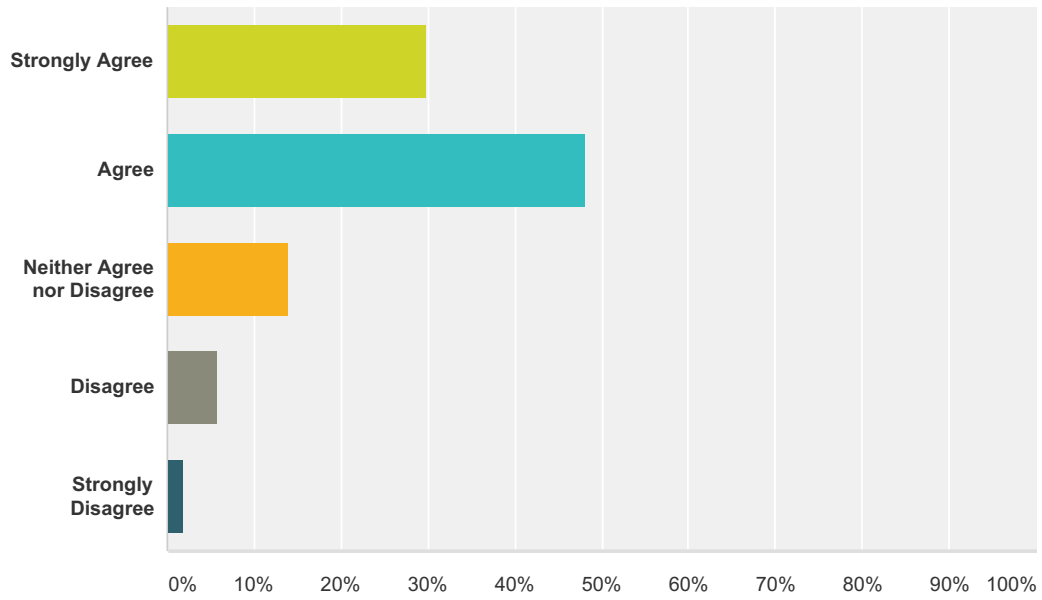
Answered: 683 Skipped: 12



Answer Choices	Responses
Strongly Agree	30.01% 205
Agree	52.71% 360
Neither Agree nor Disagree	10.25% 70
Disagree	6.15% 42
Strongly Disagree	0.88% 6
<b>Total</b>	<b>683</b>

**Q4 I would recommend my child's school to other parents.**

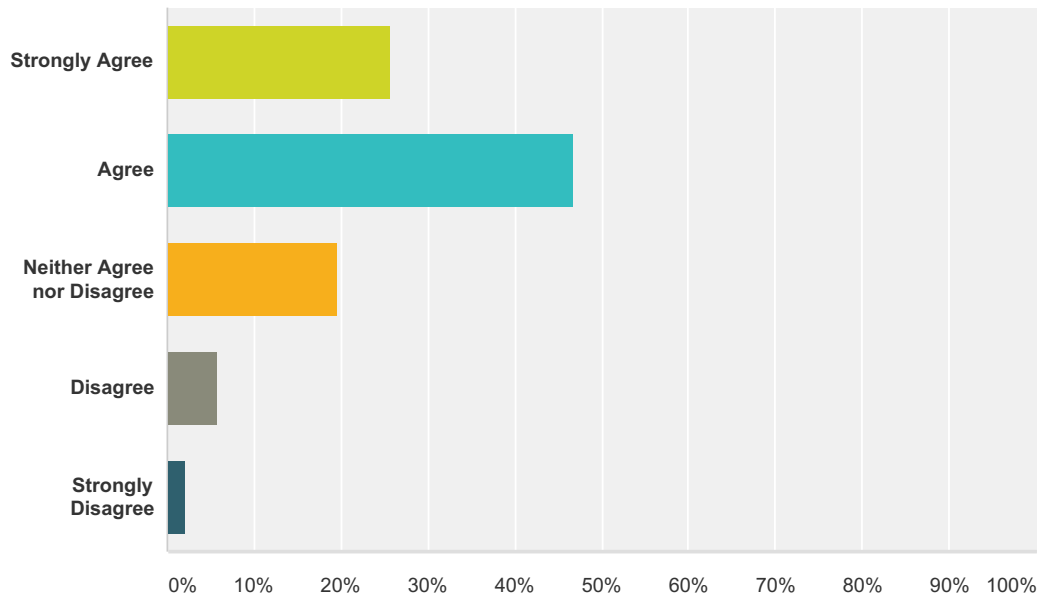
Answered: 683 Skipped: 12



Answer Choices	Responses
Strongly Agree	29.87% 204
Agree	48.32% 330
Neither Agree nor Disagree	14.06% 96
Disagree	5.86% 40
Strongly Disagree	1.90% 13
<b>Total</b>	<b>683</b>

**Q5 I feel welcome in my child's school.**

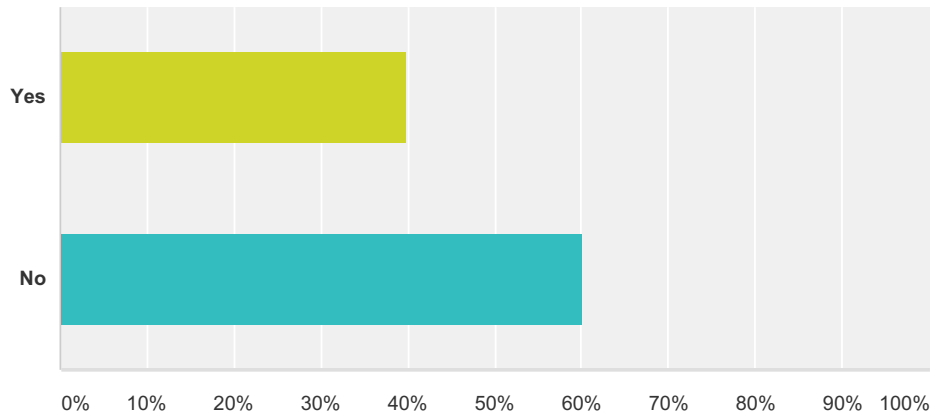
Answered: 683 Skipped: 12



Answer Choices	Responses	
Strongly Agree	25.77%	176
Agree	46.71%	319
Neither Agree nor Disagree	19.62%	134
Disagree	5.86%	40
Strongly Disagree	2.05%	14
<b>Total</b>		<b>683</b>

**Q6 I would like to be more involved in my  
child's school.**

Answered: 683 Skipped: 12

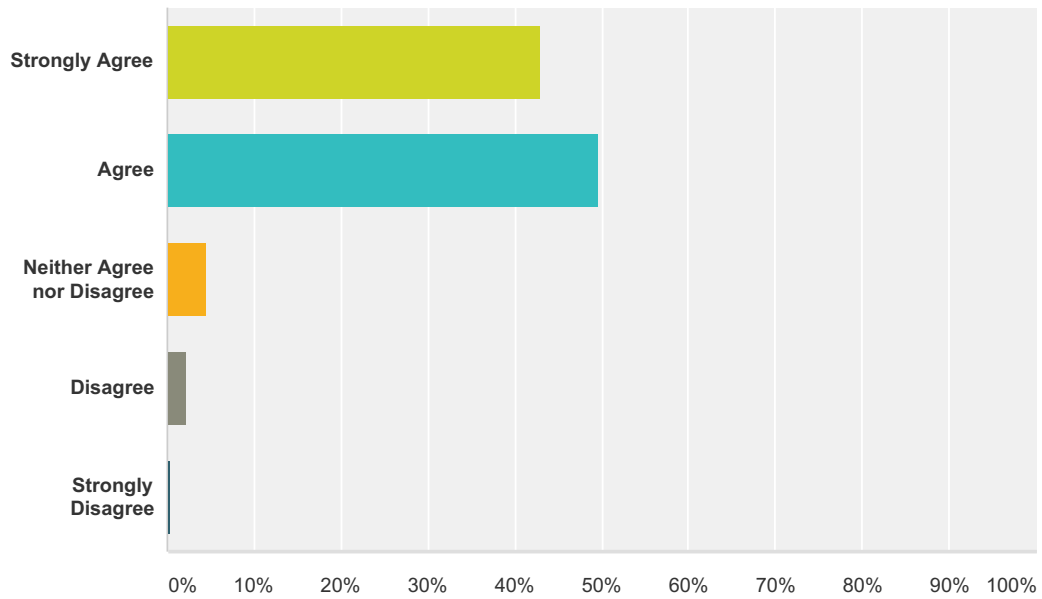


Answer Choices	Responses
Yes	39.97% 273
No	60.03% 410
<b>Total</b>	<b>683</b>



**Q7 My child feels safe at school.**

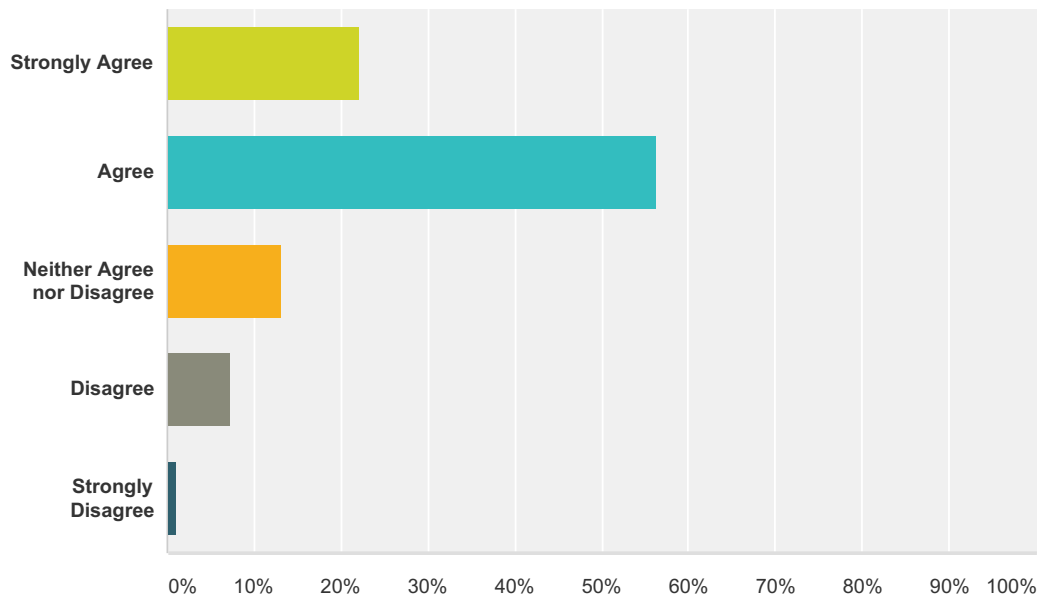
Answered: 683 Skipped: 12



Answer Choices	Responses
Strongly Agree	43.05% 294
Agree	49.63% 339
Neither Agree nor Disagree	4.54% 31
Disagree	2.34% 16
Strongly Disagree	0.44% 3
<b>Total</b>	<b>683</b>

**Q9 I am satisfied with the academic progress of my child.**

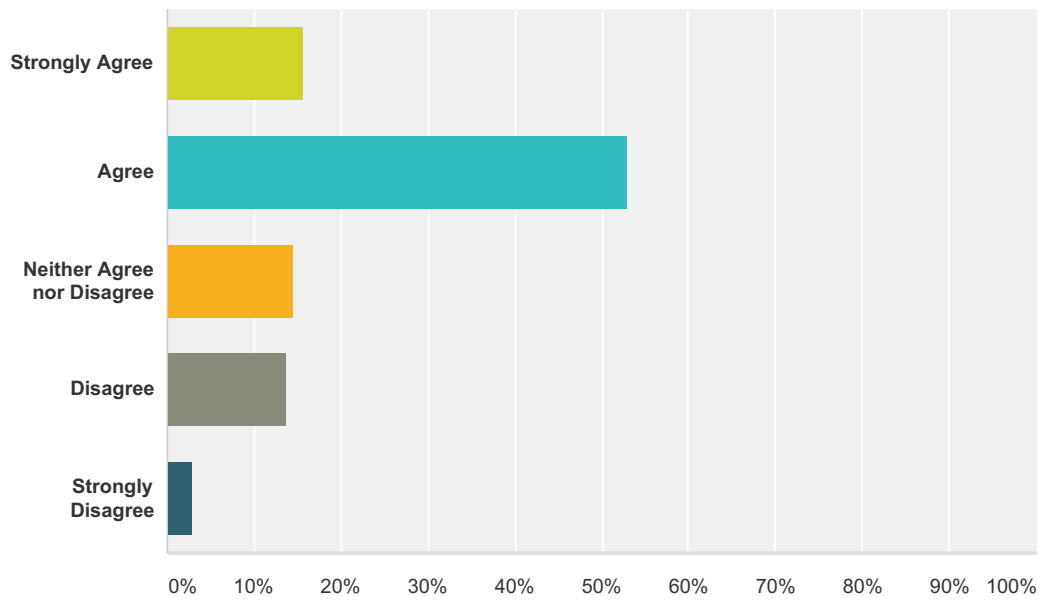
Answered: 667 Skipped: 28



Answer Choices	Responses	
Strongly Agree	22.04%	147
Agree	56.37%	376
Neither Agree nor Disagree	13.19%	88
Disagree	7.35%	49
Strongly Disagree	1.05%	7
<b>Total</b>		<b>667</b>

**Q10 The academic challenge for my child is appropriate.**

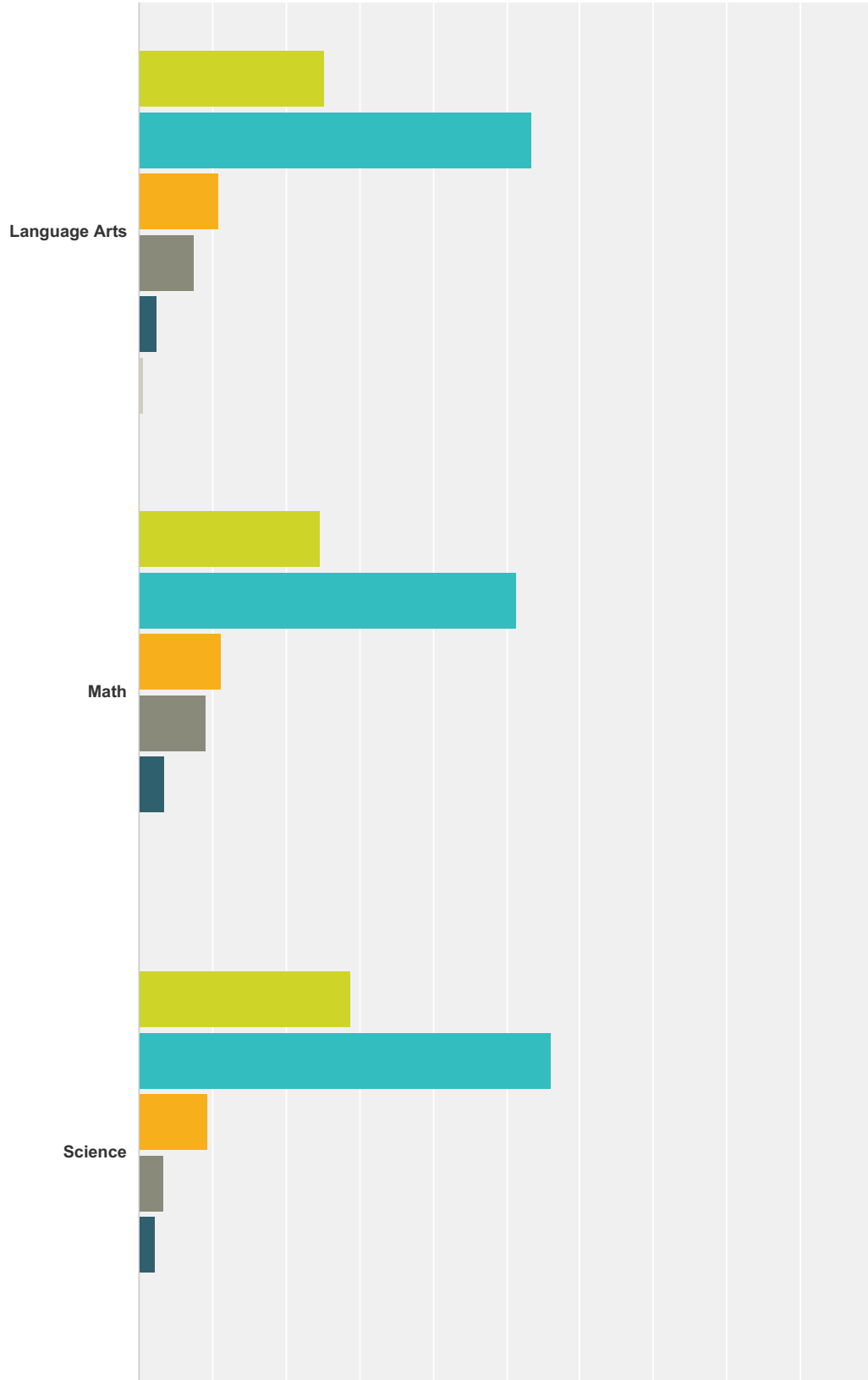
Answered: 667 Skipped: 28



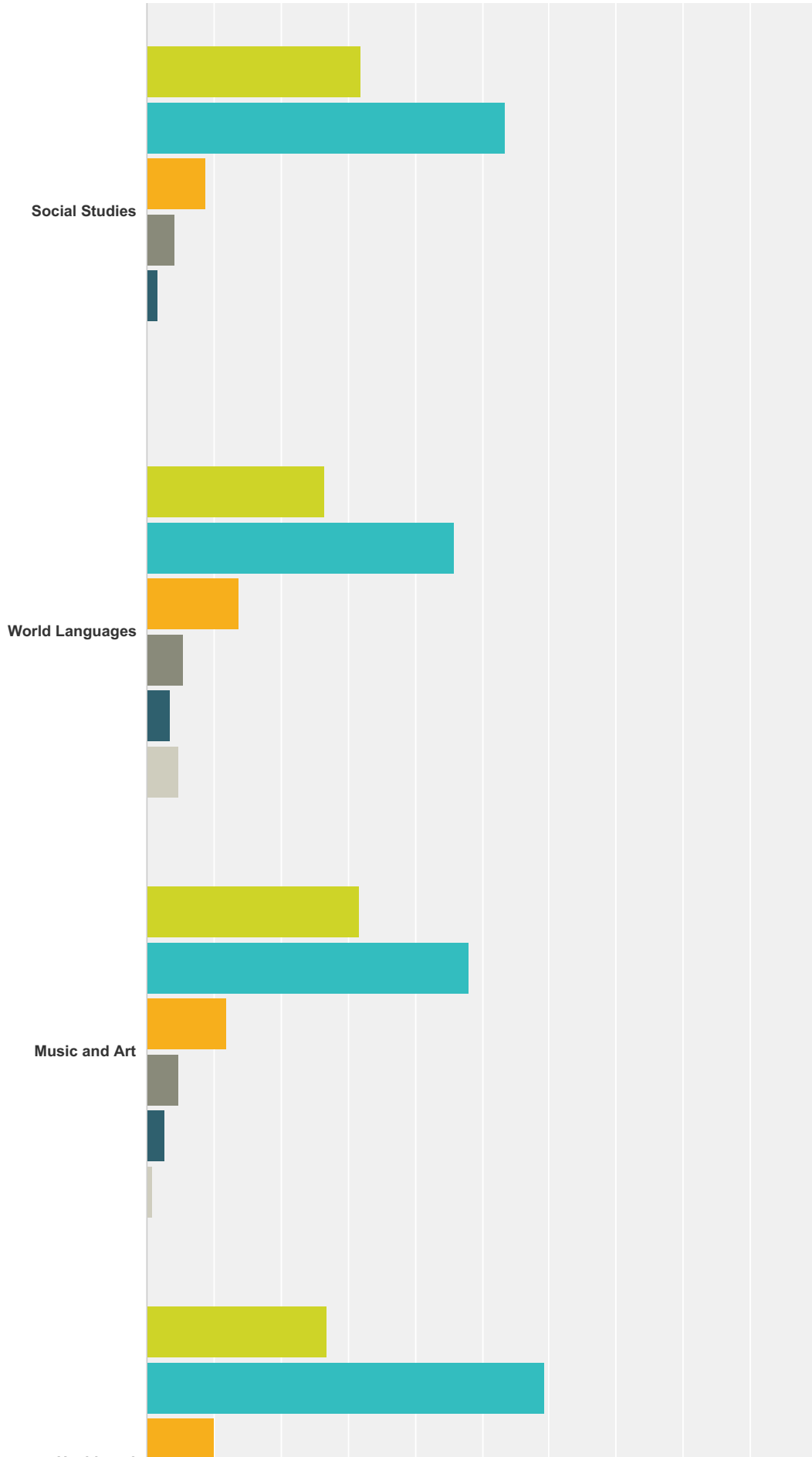
Answer Choices	Responses
Strongly Agree	15.59% 104
Agree	53.07% 354
Neither Agree nor Disagree	14.54% 97
Disagree	13.79% 92
Strongly Disagree	3.00% 20
<b>Total</b>	<b>667</b>

**Q11 Please indicate your satisfaction with  
the following programs at your child's  
school.**

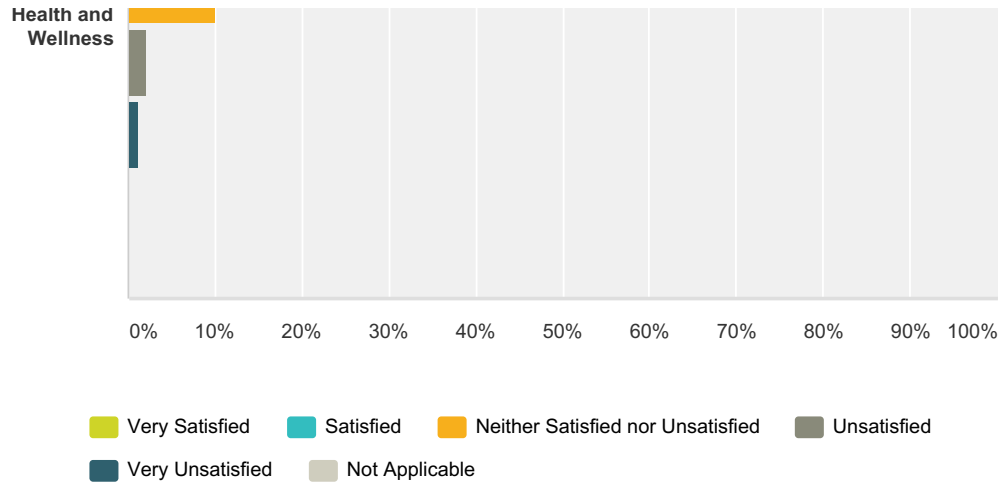
Answered: 667 Skipped: 28



2014-2015 Parent / Guardian Survey:  
Middle School



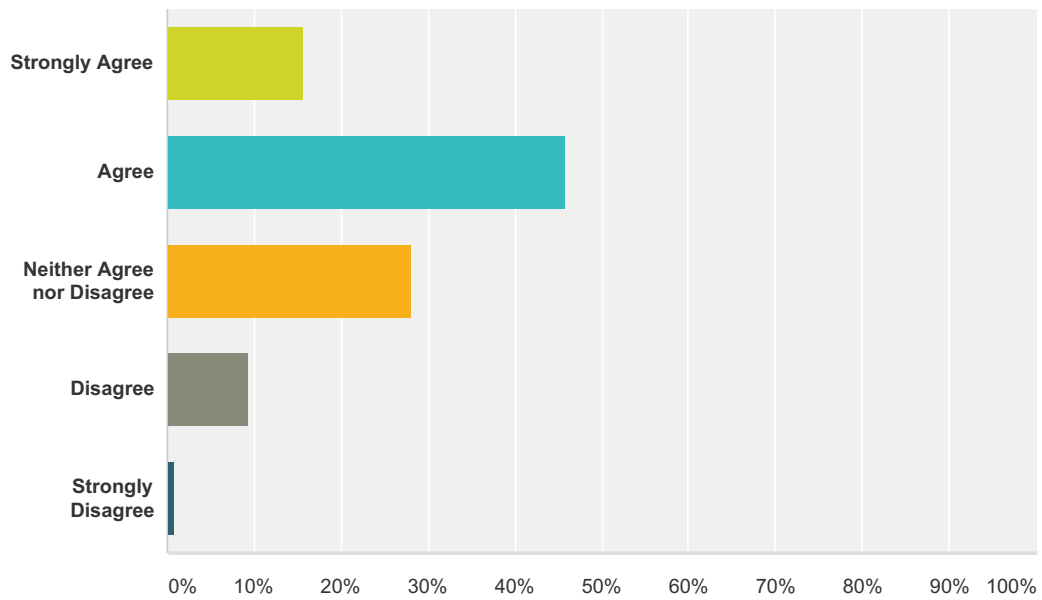
## 2014-2015 Parent / Guardian Survey: Middle School



	Very Satisfied	Satisfied	Neither Satisfied nor Unsatisfied	Unsatisfied	Very Unsatisfied	Not Applicable	Total
Language Arts	25.19% 168	53.37% 356	10.79% 72	7.50% 50	2.55% 17	0.60% 4	667
Math	24.74% 165	51.27% 342	11.24% 75	9.15% 61	3.60% 24	0.00% 0	667
Science	28.79% 192	56.22% 375	9.45% 63	3.30% 22	2.25% 15	0.00% 0	667
Social Studies	31.93% 213	53.37% 356	8.85% 59	4.20% 28	1.65% 11	0.00% 0	667
World Languages	26.54% 177	45.88% 306	13.79% 92	5.40% 36	3.60% 24	4.80% 32	667
Music and Art	31.78% 212	47.98% 320	11.84% 79	4.80% 32	2.70% 18	0.90% 6	667
Health and Wellness	26.99% 180	59.37% 396	10.04% 67	2.10% 14	1.20% 8	0.30% 2	667

**Q12 My child is encouraged to try new things at school.**

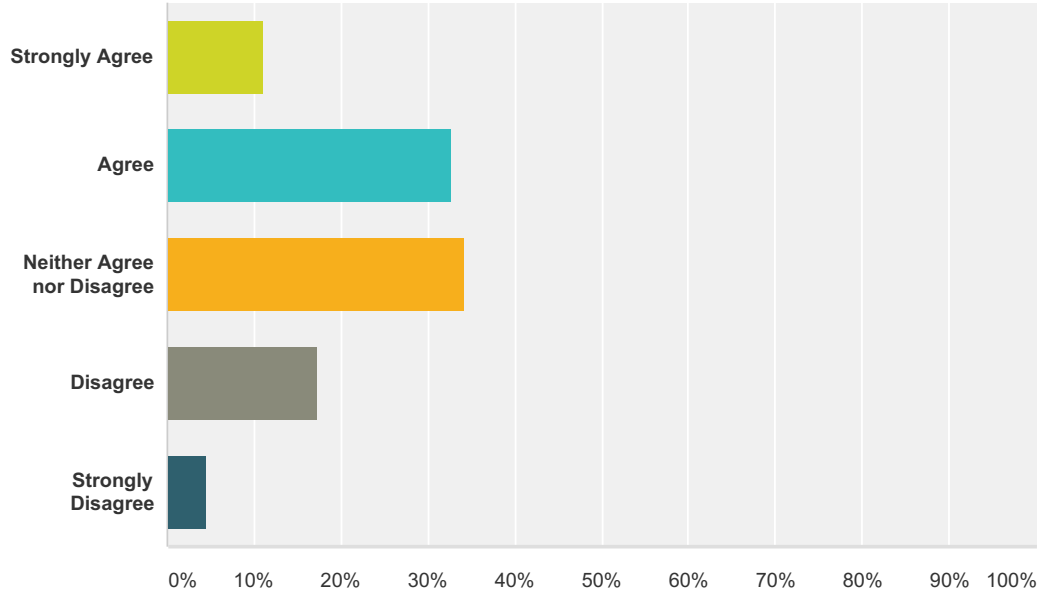
Answered: 667 Skipped: 28



Answer Choices	Responses
Strongly Agree	15.74% 105
Agree	45.88% 306
Neither Agree nor Disagree	28.19% 188
Disagree	9.30% 62
Strongly Disagree	0.90% 6
<b>Total</b>	<b>667</b>

**Q13 The school gives me ideas and opportunities to help my child do his/her best.**

Answered: 667 Skipped: 28

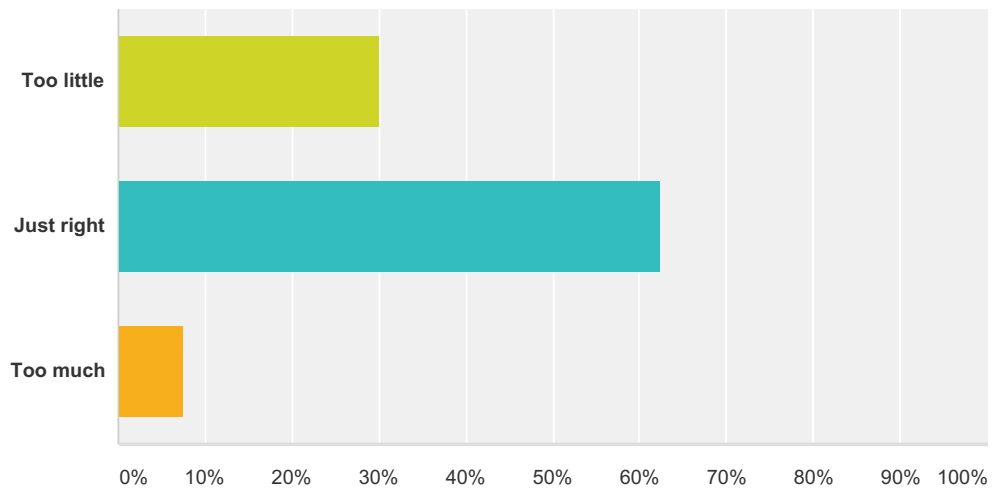


Answer Choices	Responses
Strongly Agree	11.09% 74
Agree	32.83% 219
Neither Agree nor Disagree	34.33% 229
Disagree	17.24% 115
Strongly Disagree	4.50% 30
<b>Total</b>	<b>667</b>



**Q14 The amount of homework my child receives is:**

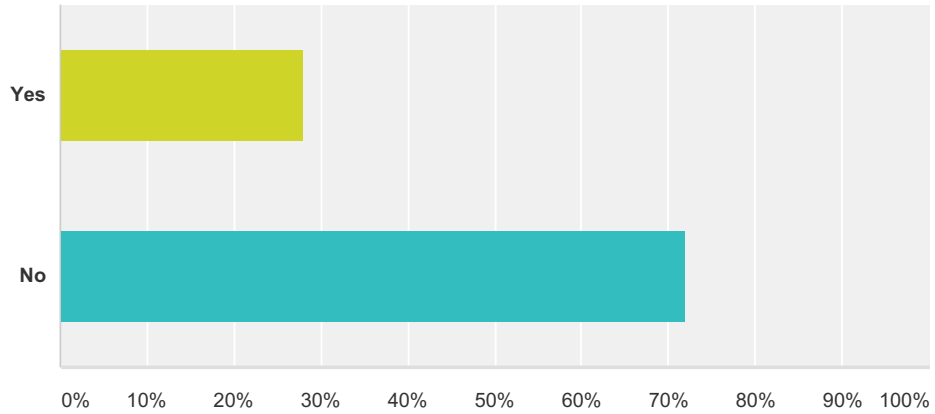
Answered: 667 Skipped: 28



Answer Choices	Responses
Too little	29.99% 200
Just right	62.52% 417
Too much	7.50% 50
<b>Total</b>	<b>667</b>

**Q15 I supplement my child's education with professional tutoring in core subjects such as math or reading (other than SAT prep).**

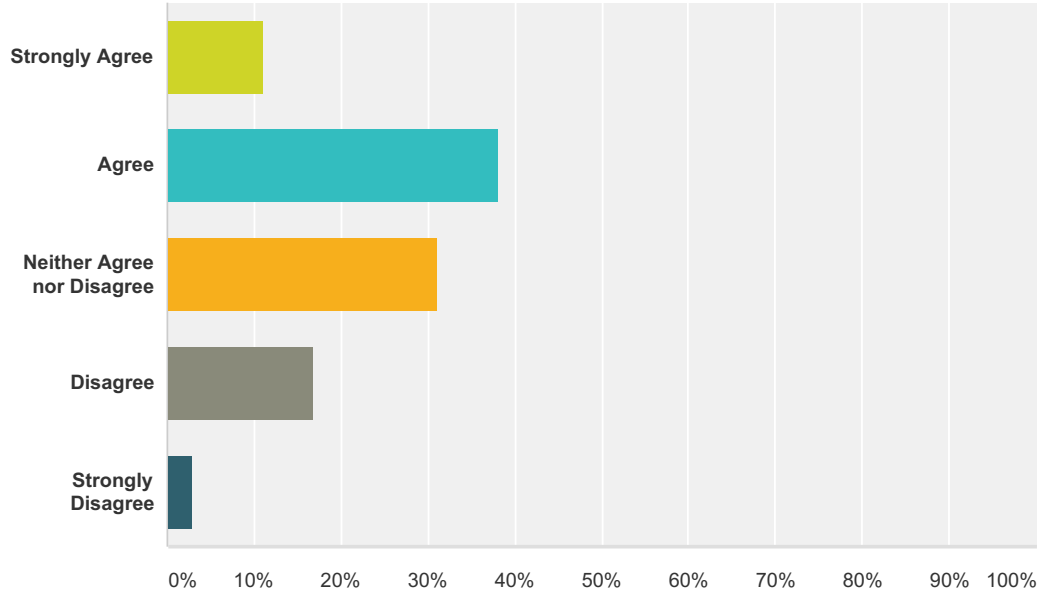
Answered: 667 Skipped: 28



Answer Choices	Responses
Yes	28.04% 187
No	71.96% 480
<b>Total</b>	<b>667</b>

**Q18 I am satisfied with the club and  
afterschool opportunities at my child's  
school.**

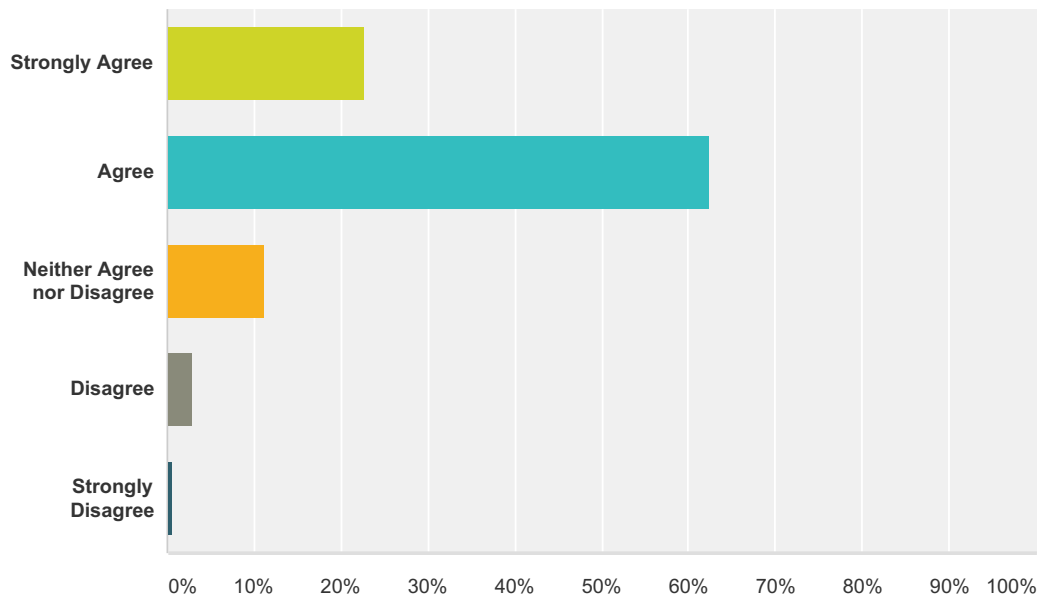
Answered: 664 Skipped: 31



Answer Choices	Responses
Strongly Agree	10.99% 73
Agree	38.25% 254
Neither Agree nor Disagree	31.02% 206
Disagree	16.87% 112
Strongly Disagree	2.86% 19
<b>Total</b>	<b>664</b>

**Q23 My child's school is clean and well-maintained.**

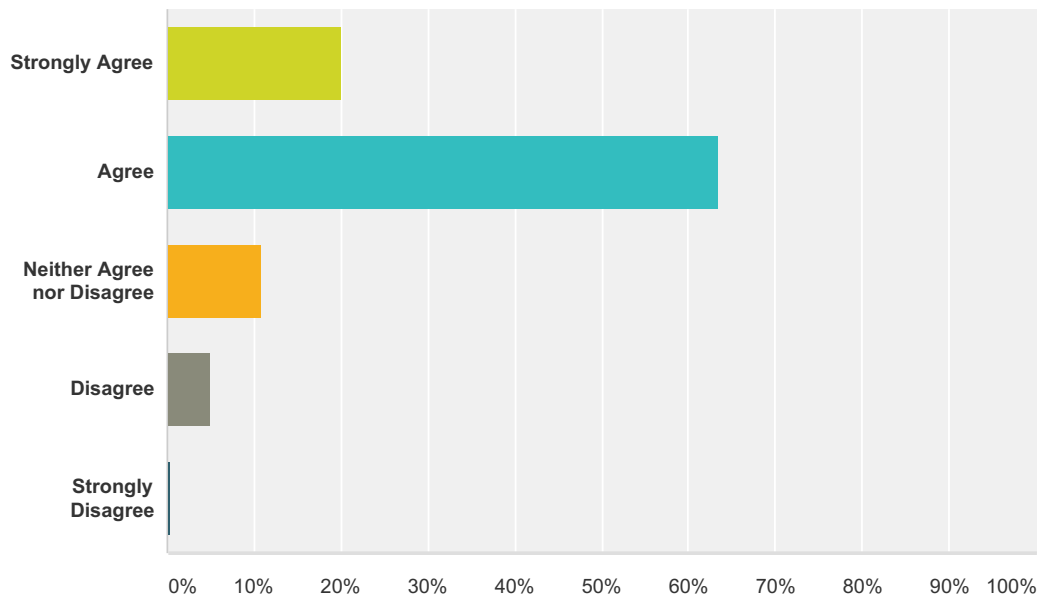
Answered: 661 Skipped: 34



Answer Choices	Responses	
Strongly Agree	22.69%	150
Agree	62.48%	413
Neither Agree nor Disagree	11.35%	75
Disagree	2.87%	19
Strongly Disagree	0.61%	4
<b>Total</b>		<b>661</b>

**Q24 I am satisfied with the quality of the physical spaces at my child's school.**

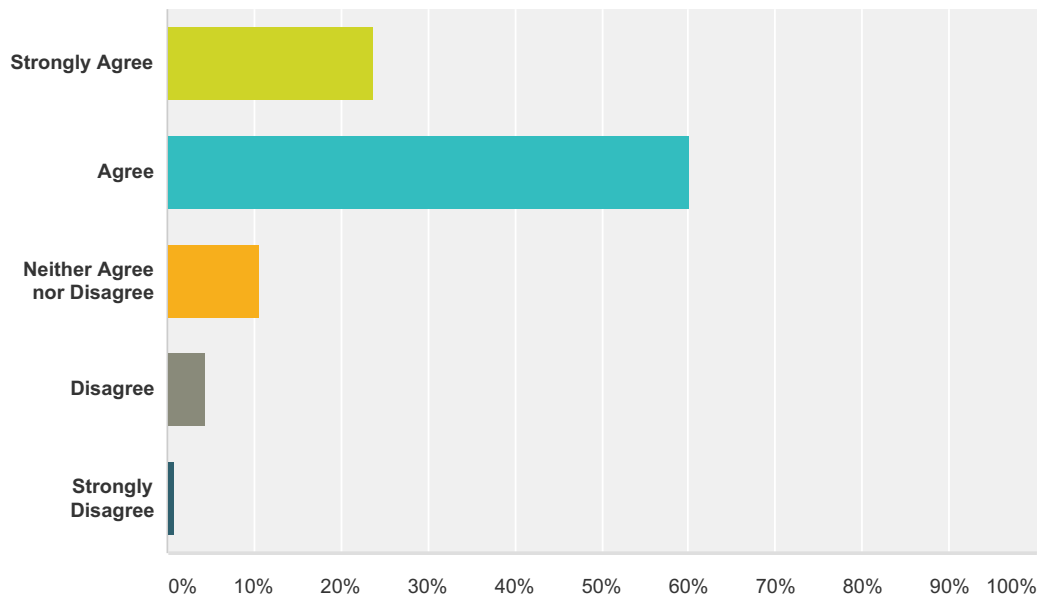
Answered: 661 Skipped: 34



Answer Choices	Responses	
Strongly Agree	20.12%	133
Agree	63.54%	420
Neither Agree nor Disagree	10.89%	72
Disagree	4.99%	33
Strongly Disagree	0.45%	3
<b>Total</b>		<b>661</b>

**Q25 The condition/quality of the school's athletic facilities is acceptable.**

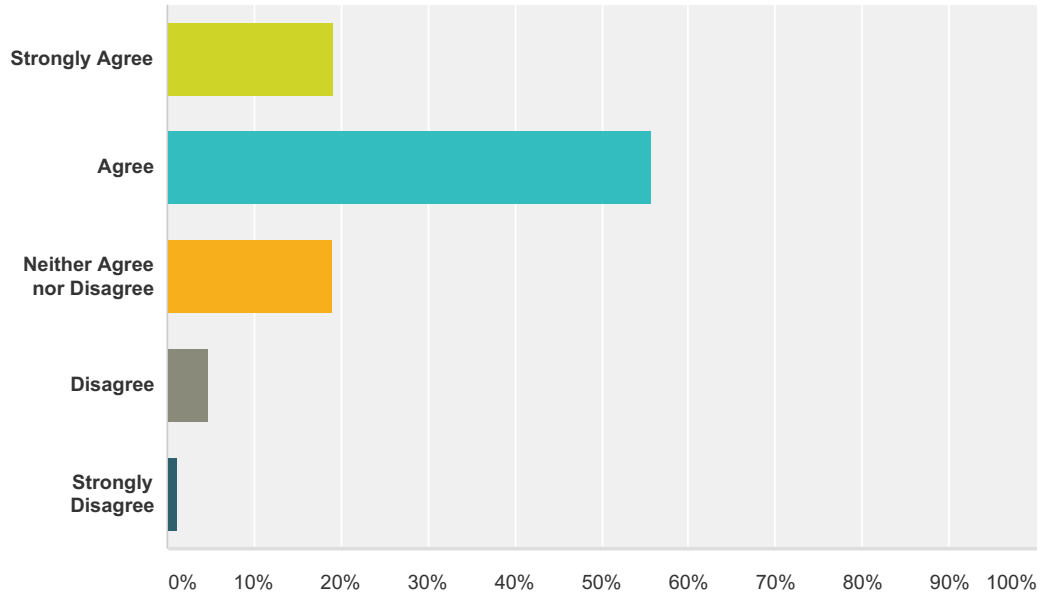
Answered: 661 Skipped: 34



Answer Choices	Responses
Strongly Agree	23.75% 157
Agree	60.21% 398
Neither Agree nor Disagree	10.74% 71
Disagree	4.39% 29
Strongly Disagree	0.91% 6
<b>Total</b>	<b>661</b>

**Q26 The condition/quality of the school's  
fine and performing arts spaces is  
acceptable.**

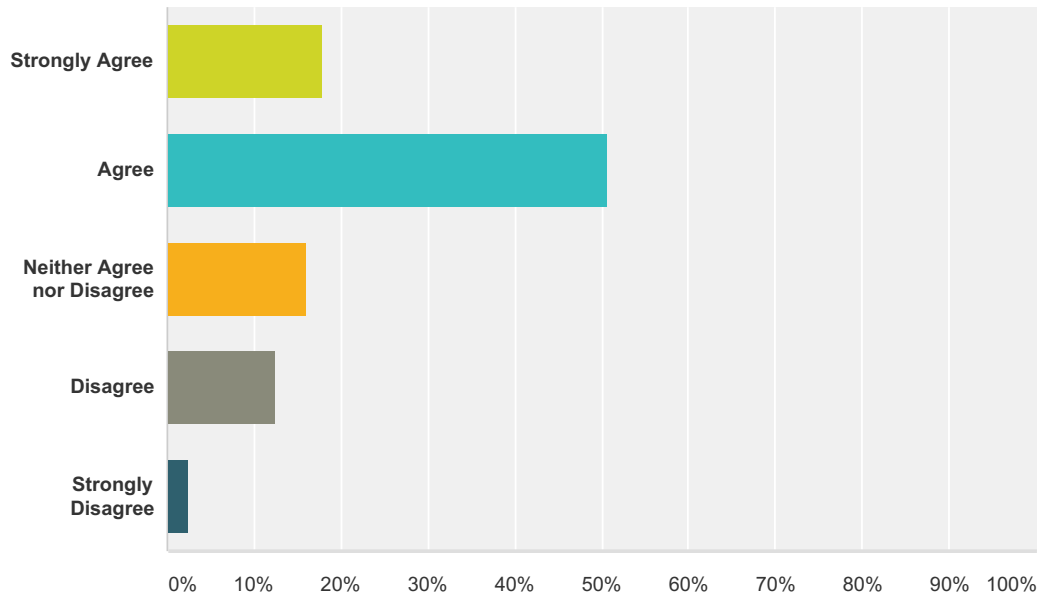
Answered: 661 Skipped: 34



Answer Choices	Responses
Strongly Agree	19.21% 127
Agree	55.67% 368
Neither Agree nor Disagree	19.06% 126
Disagree	4.84% 32
Strongly Disagree	1.21% 8
<b>Total</b>	<b>661</b>

**Q28 I feel well-informed about the school's programs, services and activities.**

Answered: 656 Skipped: 39

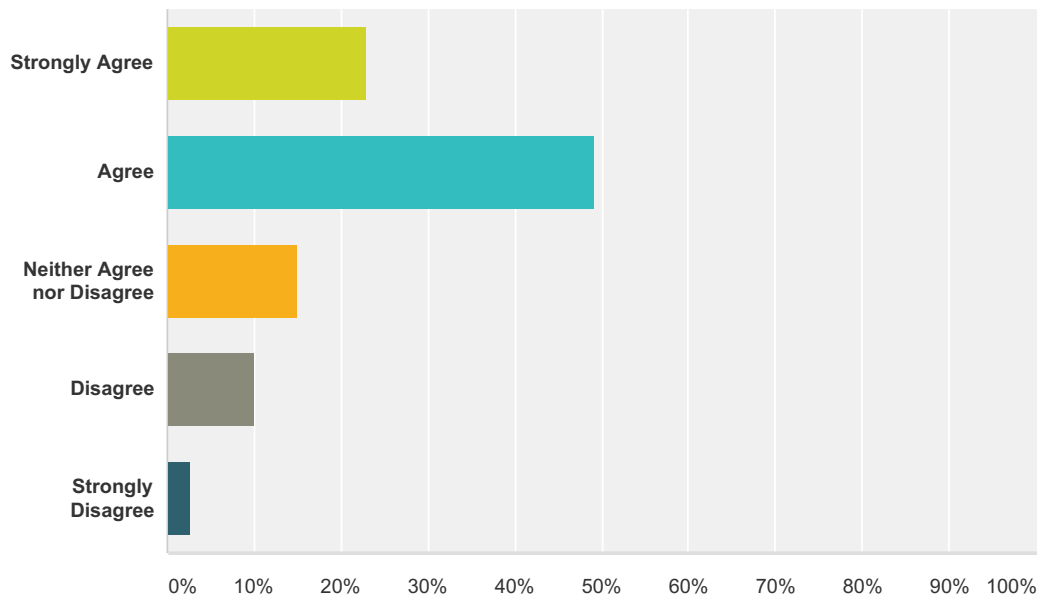


Answer Choices	Responses
Strongly Agree	17.99% 118
Agree	50.76% 333
Neither Agree nor Disagree	16.16% 106
Disagree	12.50% 82
Strongly Disagree	2.59% 17
<b>Total</b>	<b>656</b>



**Q29 The school keeps me informed of my child's progress.**

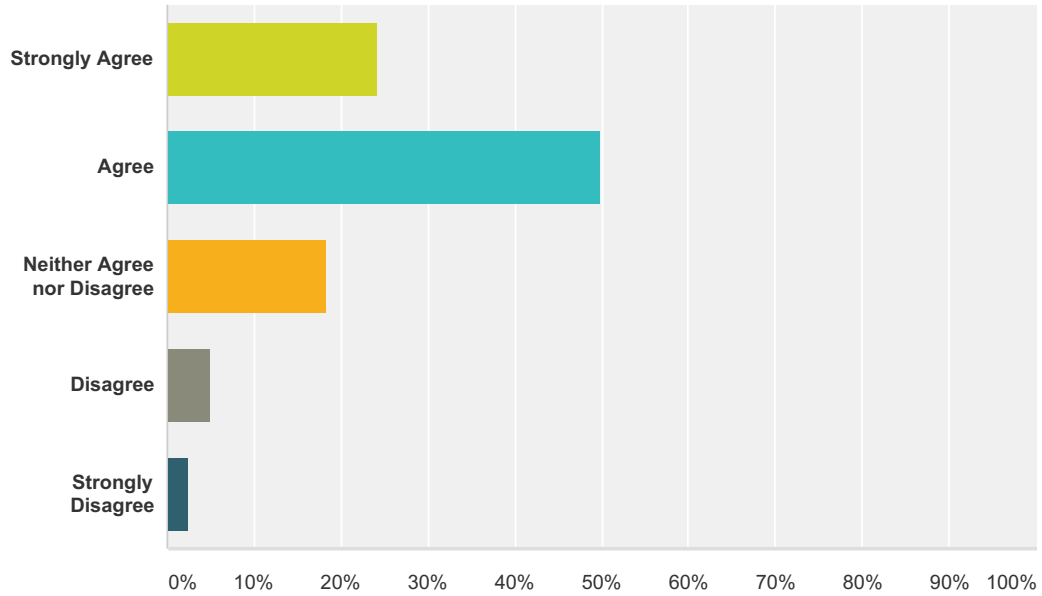
Answered: 656 Skipped: 39



Answer Choices	Responses
Strongly Agree	23.02% 151
Agree	49.24% 323
Neither Agree nor Disagree	14.94% 98
Disagree	10.06% 66
Strongly Disagree	2.74% 18
<b>Total</b>	<b>656</b>

**Q30 School staff members  
(teachers/principal) are responsive to my  
parental concerns.**

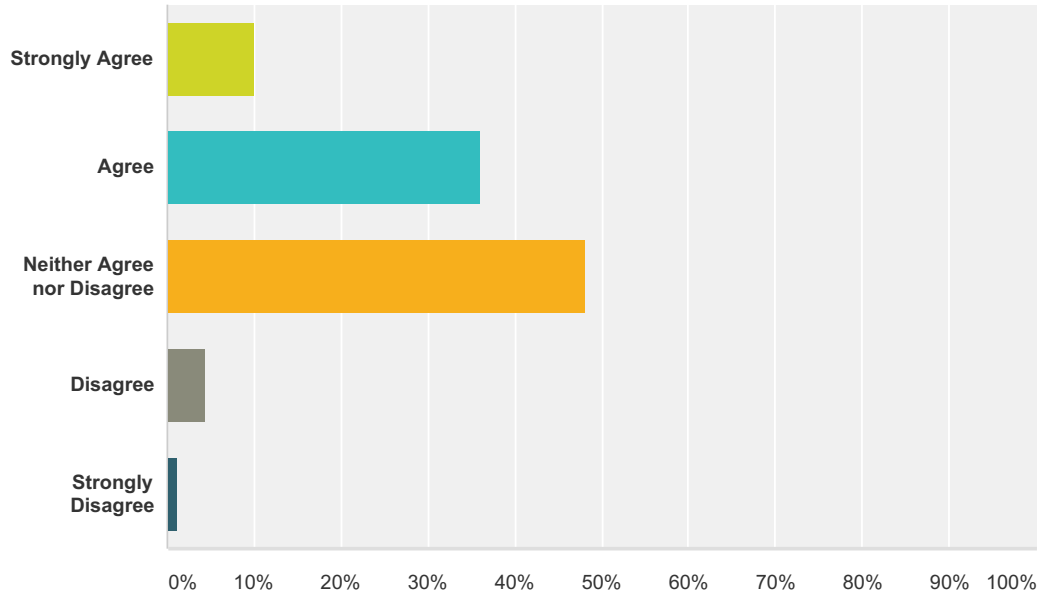
Answered: 656 Skipped: 39



Answer Choices	Responses	
Strongly Agree	24.24%	159
Agree	50.00%	328
Neither Agree nor Disagree	18.29%	120
Disagree	5.03%	33
Strongly Disagree	2.44%	16
<b>Total</b>		<b>656</b>

**Q31 The district administration and/or Board of Education are responsive to my parental concerns.**

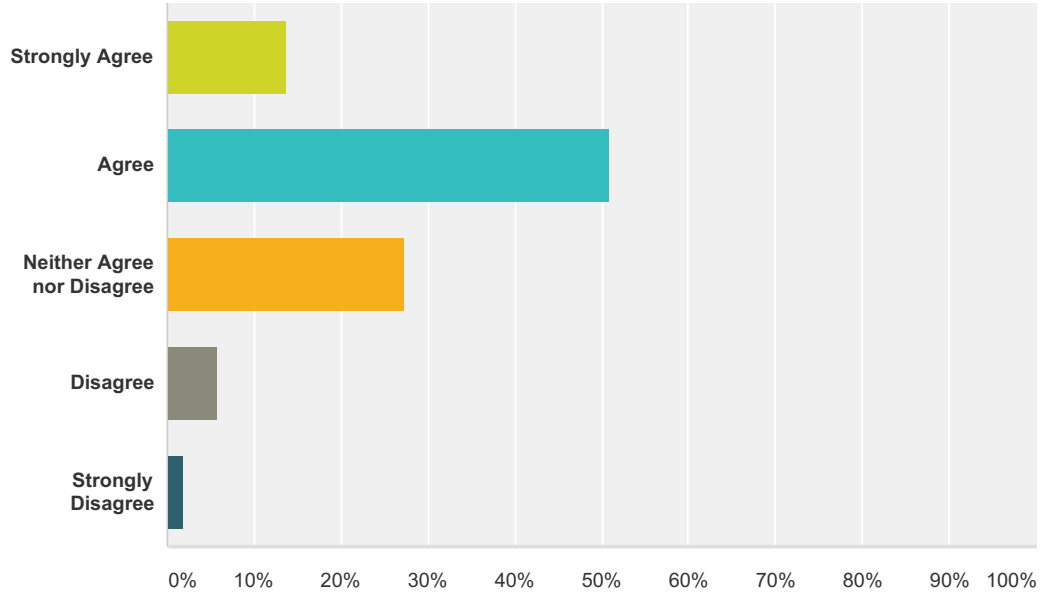
Answered: 656 Skipped: 39



Answer Choices	Responses
Strongly Agree	10.06% 66
Agree	36.13% 237
Neither Agree nor Disagree	48.17% 316
Disagree	4.42% 29
Strongly Disagree	1.22% 8
<b>Total</b>	<b>656</b>

**Q32 I have sufficient opportunities to  
express my opinions or concerns regarding  
my child's school.**

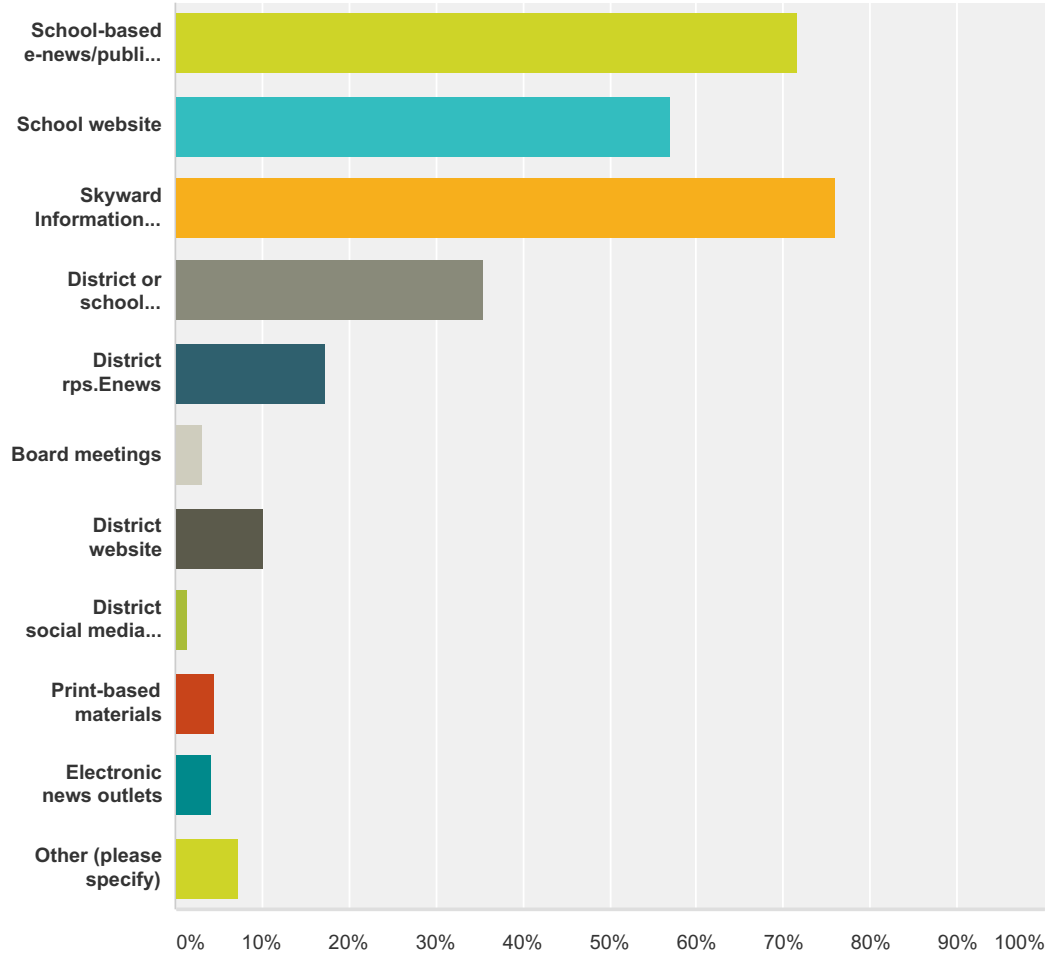
Answered: 656 Skipped: 39



Answer Choices	Responses
Strongly Agree	13.72% 90
Agree	50.91% 334
Neither Agree nor Disagree	27.44% 180
Disagree	5.95% 39
Strongly Disagree	1.98% 13
<b>Total</b>	<b>656</b>

**Q33 How do you receive most of your school-related information? (Check all that apply.)**

Answered: 656 Skipped: 39



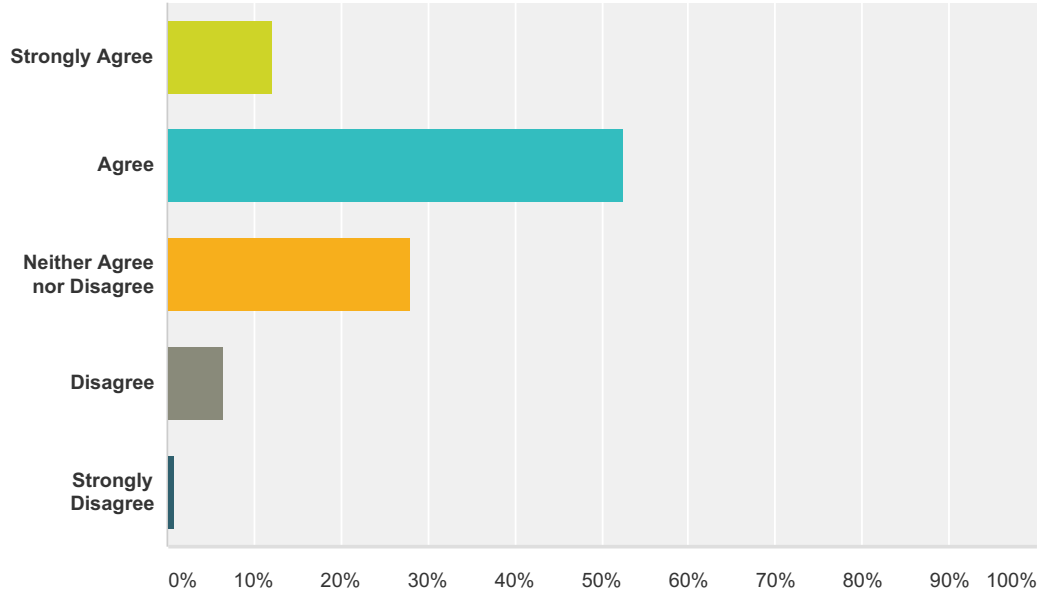
Answer Choices	Responses	Count
School-based e-news/publications	71.65%	470
School website	57.01%	374
Skyward Information System	76.07%	499
District or school e-blasts/robo calls	35.52%	233
District rps.Enews	17.23%	113
Board meetings	3.05%	20
District website	10.21%	67
District social media (Facebook page or Twitter feed)	1.52%	10
Print-based materials	4.57%	30

2014-2015 Parent / Guardian Survey:  
Middle School

Electronic news outlets	4.12%	27
Other (please specify)	7.32%	48
<b>Total Respondents: 656</b>		

**Q34 The district website is a useful source for all I need to know about the Ridgewood Public Schools.**

Answered: 656 Skipped: 39



Answer Choices	Responses
Strongly Agree	12.20% 80
Agree	52.59% 345
Neither Agree nor Disagree	27.90% 183
Disagree	6.40% 42
Strongly Disagree	0.91% 6
<b>Total</b>	<b>656</b>