

PARENT/GUARDIAN SURVEY 2014-2015: BENJAMIN FRANKLIN MIDDLE SCHOOL

Results of the May 2015 survey for Benjamin Franklin Middle School

Ridgewood

Public

Schools



Dear Parent or Guardian,

This past May district parents and guardians were asked to fill out a comprehensive survey on topics related to our schools and your children's education. The results of the survey for your school are presented here.

These results present an important summary that we will use as a resource for making your school and the district the best they can be.

Thank you to all who took the time to complete the survey. We appreciate your feedback and hope you enjoy reading the following report.

The Ridgewood Board of Education
Sheila Brogan, President
Vincent Loncto, Vice President
Christina Krauss
Michele Lenhard
James Morgan

Superintendent of Schools
Daniel Fishbein

How to read this report

The data in this report reflect survey results for your school only. A link to the results for the whole district is also provided below.

Please note that not all parents participated in the survey. Your school's participation rate is noted below, along with the overall district participation rate.

How was the survey conducted?

The survey was conducted via email from May 5-15, 2015 using SurveyMonkey software. Email invitations with private survey links were sent to all district parents and guardians with email addresses on file. Survey respondents participated on a secure survey website. Only one response was allowed for each email address. The survey was completely anonymous.

Numerical data were compiled and charts were created using SurveyMonkey. District data were compiled from the grade-level surveys by members of the Ridgewood Public Schools Information Technology Department. The superintendent, administrators and school board members reviewed the data and all comments.

What were the results for the whole district?

A total of 7,786 emails were sent; 2773 parents or guardians filled out surveys, representing a 35.6% participation rate. [Click here](#) for a summary of the district survey data for 2014-2015.

How many parents and guardians participated in your school's 2014-2015 survey?

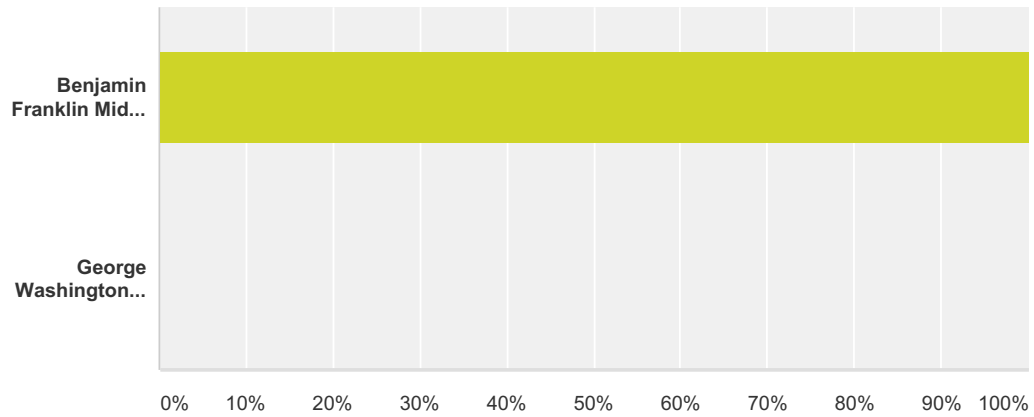
As of 5.31.15	# Enrolled Students	# Emails on File	# Survey Responses	Participation Rate
BFMS	735	1130	359	31.8%
In-District	5682	7786	2773	35.6%

How will these survey results be used?

Complete survey results have been provided to your school's principal, as well as the central administration and the Ridgewood Board of Education. The data will be used as one of several resources for the ongoing review and refinement of the programs of the Ridgewood Public Schools.

Q1 Our records show that your child attends a Ridgewood middle school. The questions in this survey should be answered with this school in mind, for your youngest child attending this school. Which middle school does your child attend?

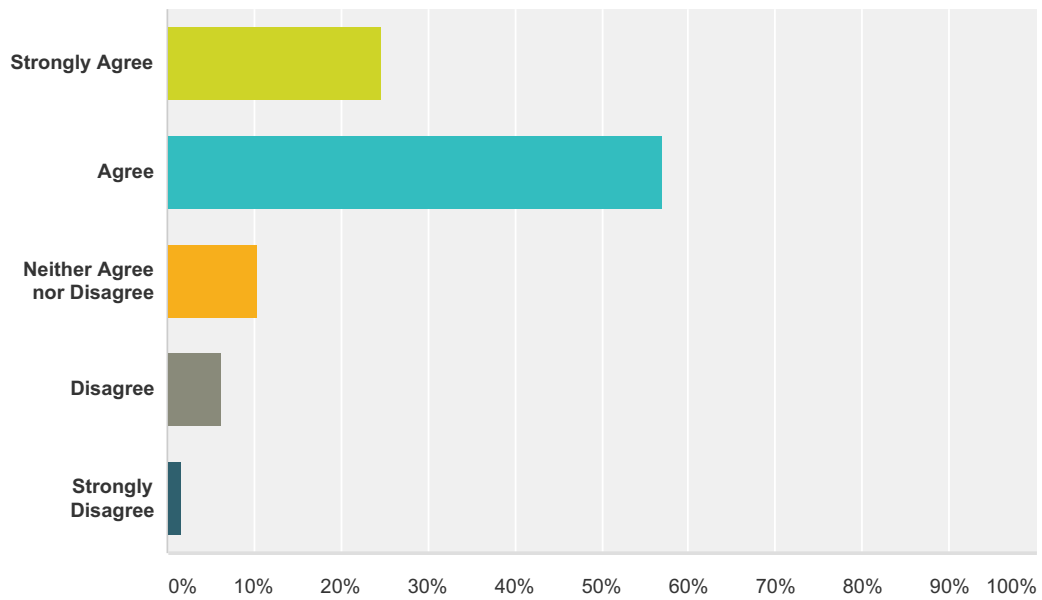
Answered: 359 Skipped: 0



Answer Choices	Responses
Benjamin Franklin Middle School	100.00% 359
George Washington Middle School	0.00% 0
Total	359

Q2 I am satisfied with the overall quality of my child's education.

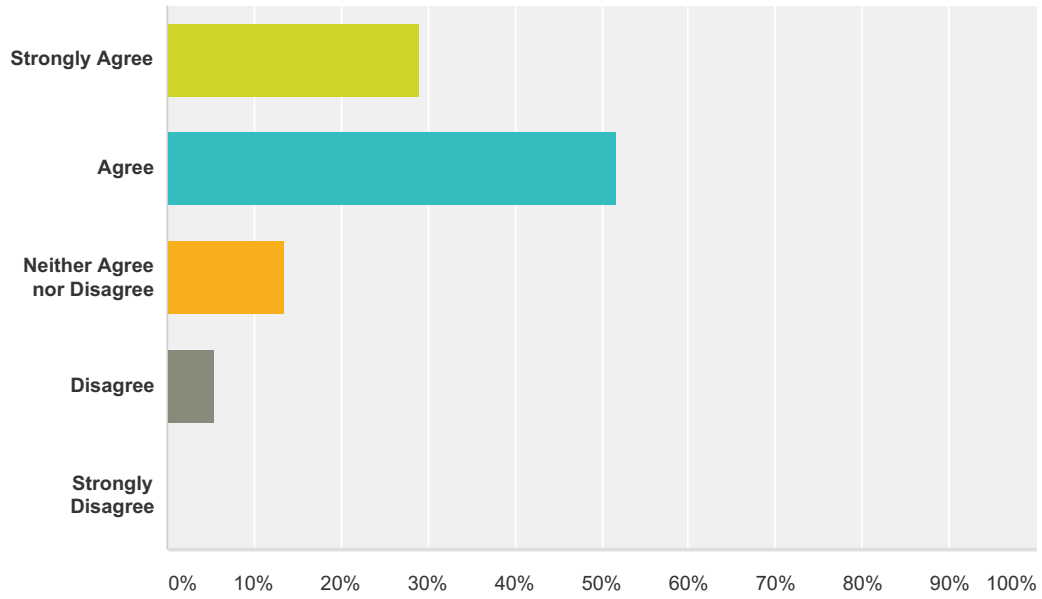
Answered: 354 Skipped: 5



Answer Choices	Responses
Strongly Agree	24.58% 87
Agree	57.06% 202
Neither Agree nor Disagree	10.45% 37
Disagree	6.21% 22
Strongly Disagree	1.69% 6
Total	354

Q3 My child likes going to school.

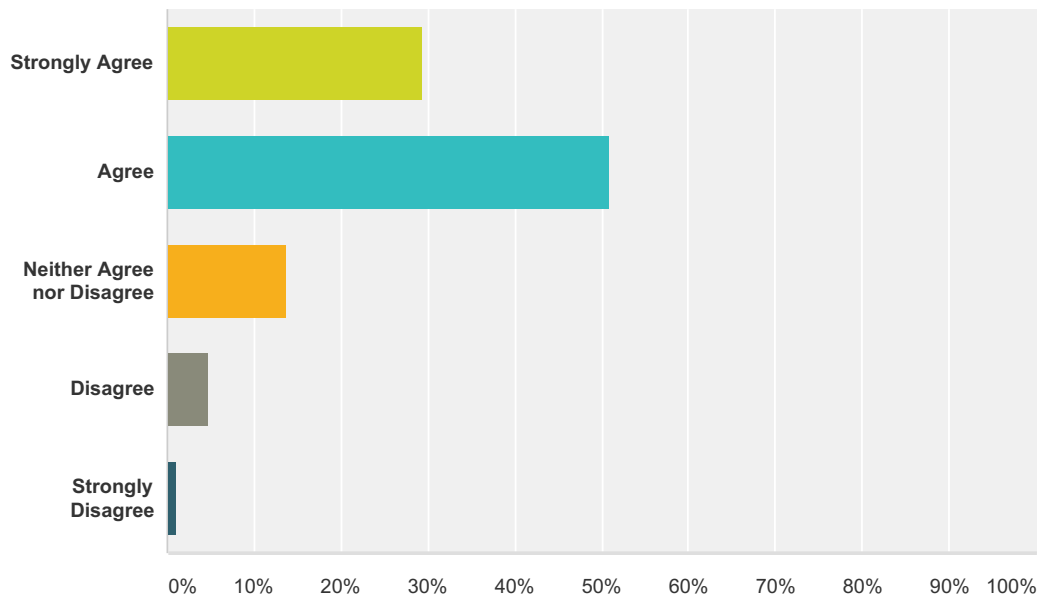
Answered: 354 Skipped: 5



Answer Choices	Responses
Strongly Agree	29.10% 103
Agree	51.69% 183
Neither Agree nor Disagree	13.56% 48
Disagree	5.37% 19
Strongly Disagree	0.28% 1
Total	354

Q4 I would recommend my child's school to other parents.

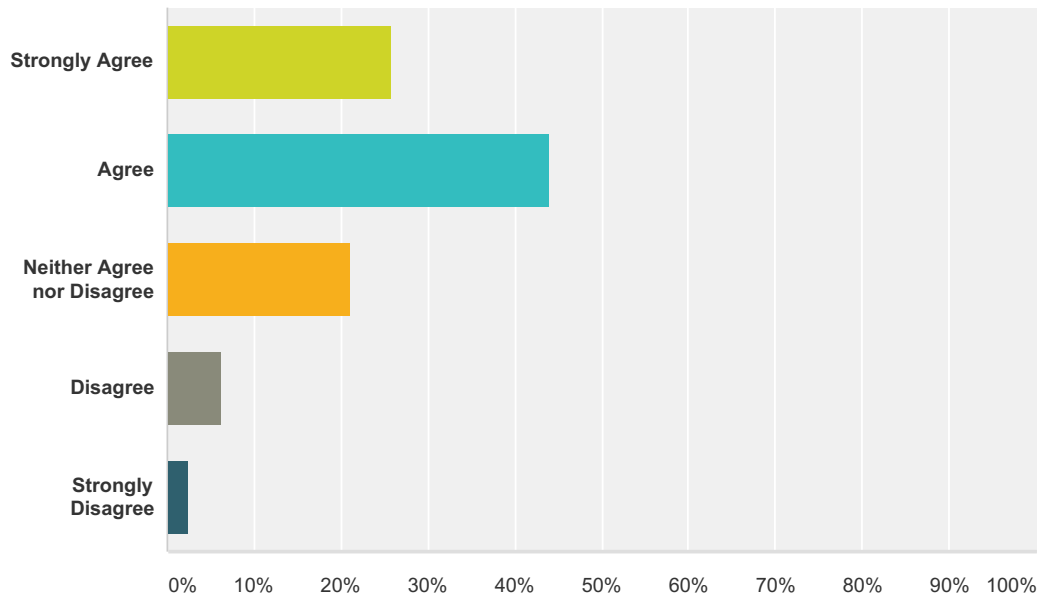
Answered: 354 Skipped: 5



Answer Choices	Responses	Count
Strongly Agree	29.38%	104
Agree	50.85%	180
Neither Agree nor Disagree	13.84%	49
Disagree	4.80%	17
Strongly Disagree	1.13%	4
Total		354

Q5 I feel welcome in my child's school.

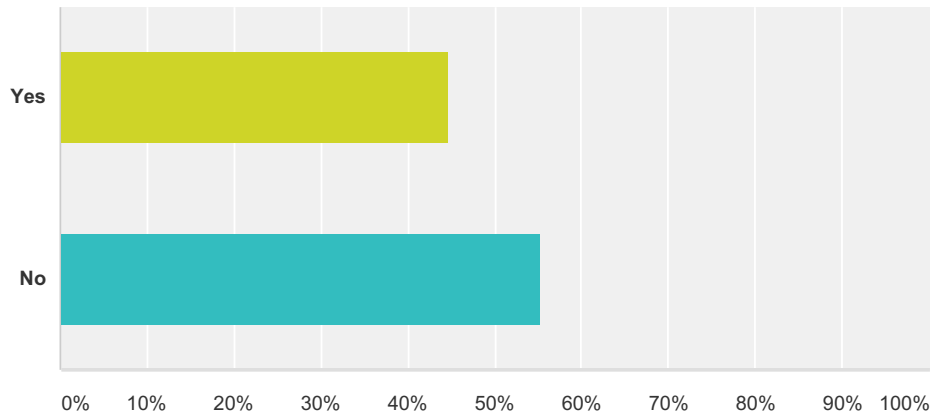
Answered: 354 Skipped: 5



Answer Choices	Responses
Strongly Agree	25.99% 92
Agree	44.07% 156
Neither Agree nor Disagree	21.19% 75
Disagree	6.21% 22
Strongly Disagree	2.54% 9
Total	354

**Q6 I would like to be more involved in my
child's school.**

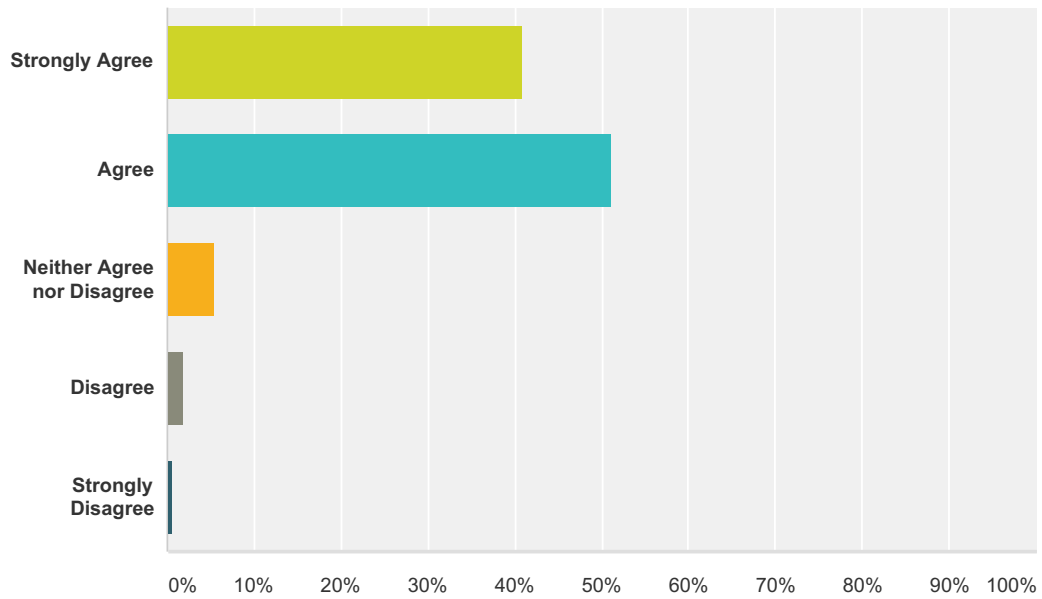
Answered: 354 Skipped: 5



Answer Choices	Responses	
Yes	44.63%	158
No	55.37%	196
Total		354

Q7 My child feels safe at school.

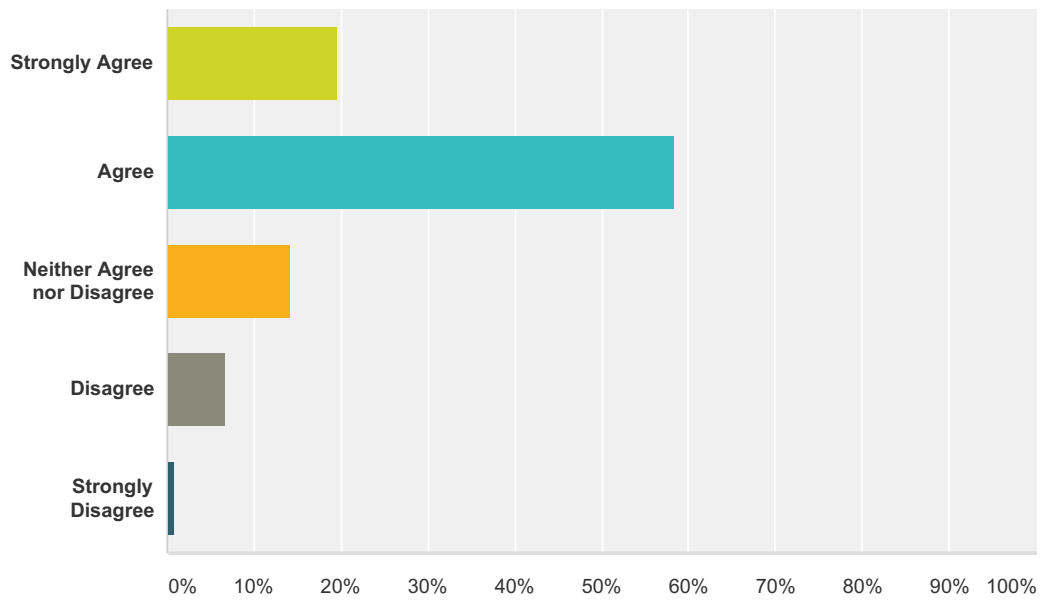
Answered: 354 Skipped: 5



Answer Choices	Responses	
Strongly Agree	40.96%	145
Agree	51.13%	181
Neither Agree nor Disagree	5.37%	19
Disagree	1.98%	7
Strongly Disagree	0.56%	2
Total		354

Q9 I am satisfied with the academic progress of my child.

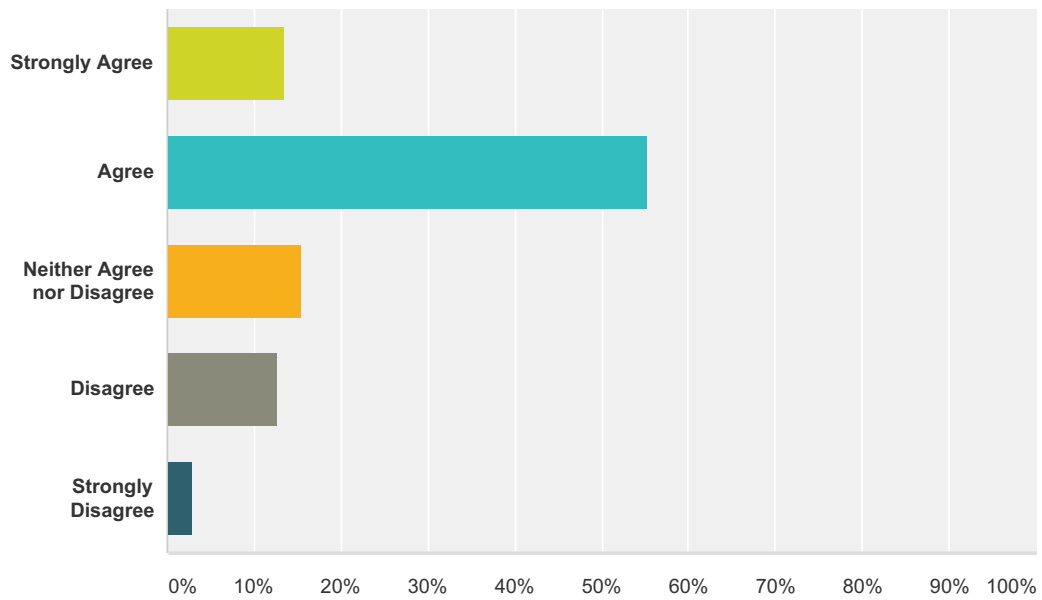
Answered: 345 Skipped: 14



Answer Choices	Responses
Strongly Agree	19.71% 68
Agree	58.55% 202
Neither Agree nor Disagree	14.20% 49
Disagree	6.67% 23
Strongly Disagree	0.87% 3
Total	345

Q10 The academic challenge for my child is appropriate.

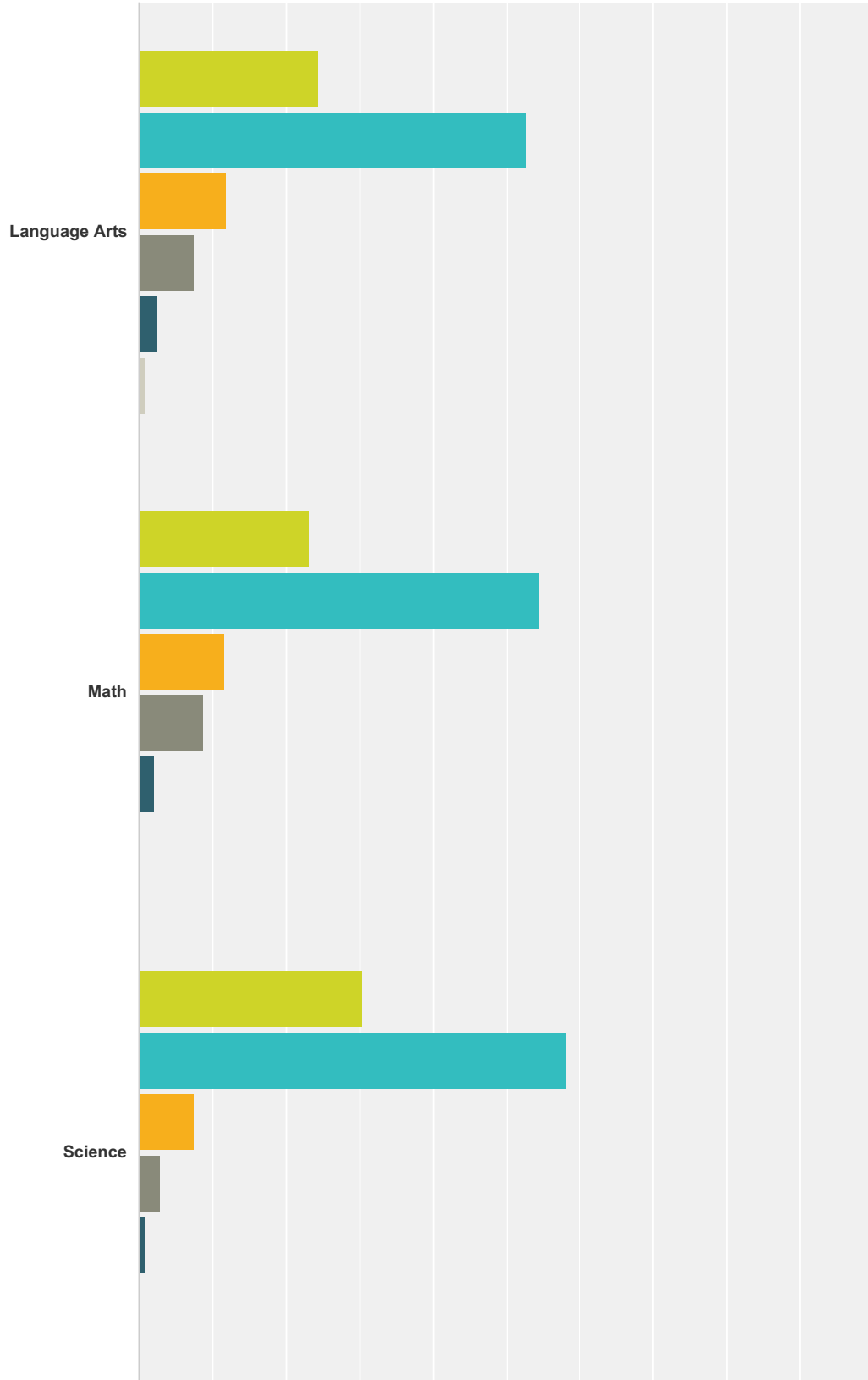
Answered: 345 Skipped: 14



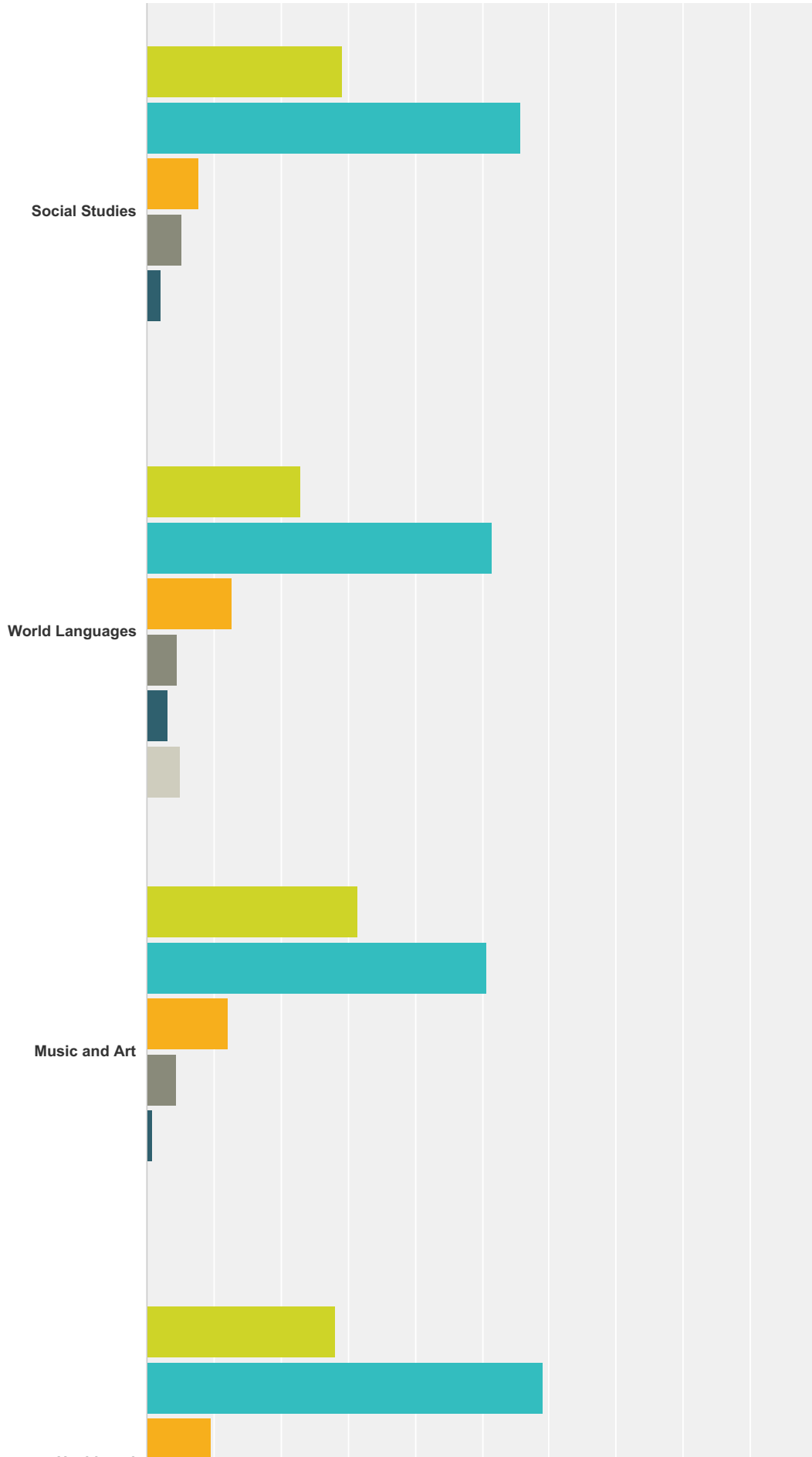
Answer Choices	Responses
Strongly Agree	13.62% 47
Agree	55.36% 191
Neither Agree nor Disagree	15.36% 53
Disagree	12.75% 44
Strongly Disagree	2.90% 10
Total	345

**Q11 Please indicate your satisfaction with
the following programs at your child's
school.**

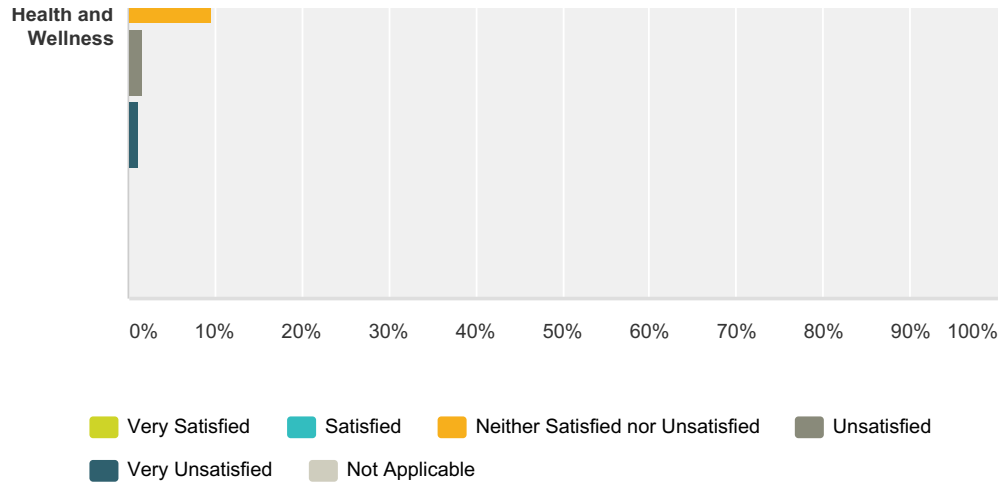
Answered: 345 Skipped: 14



2014-2015 Parent / Guardian Survey:
Middle School



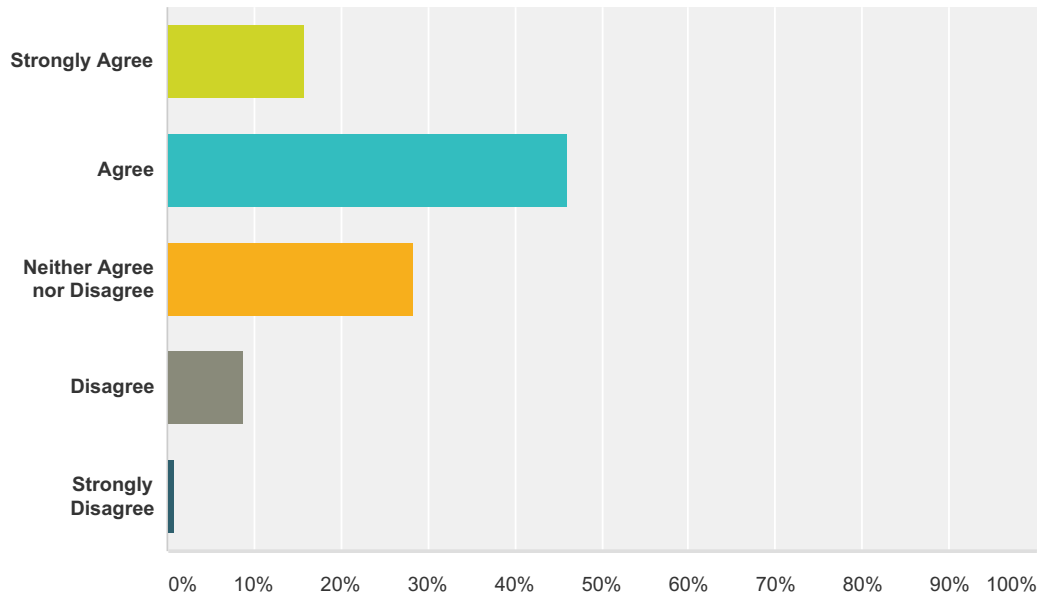
2014-2015 Parent / Guardian Survey: Middle School



	Very Satisfied	Satisfied	Neither Satisfied nor Unsatisfied	Unsatisfied	Very Unsatisfied	Not Applicable	Total
Language Arts	24.35% 84	52.75% 182	11.88% 41	7.54% 26	2.61% 9	0.87% 3	345
Math	23.19% 80	54.49% 188	11.59% 40	8.70% 30	2.03% 7	0.00% 0	345
Science	30.43% 105	58.26% 201	7.54% 26	2.90% 10	0.87% 3	0.00% 0	345
Social Studies	29.28% 101	55.65% 192	7.83% 27	5.22% 18	2.03% 7	0.00% 0	345
World Languages	22.90% 79	51.59% 178	12.75% 44	4.64% 16	3.19% 11	4.93% 17	345
Music and Art	31.59% 109	50.72% 175	12.17% 42	4.35% 15	0.87% 3	0.29% 1	345
Health and Wellness	28.12% 97	59.13% 204	9.57% 33	1.74% 6	1.16% 4	0.29% 1	345

Q12 My child is encouraged to try new things at school.

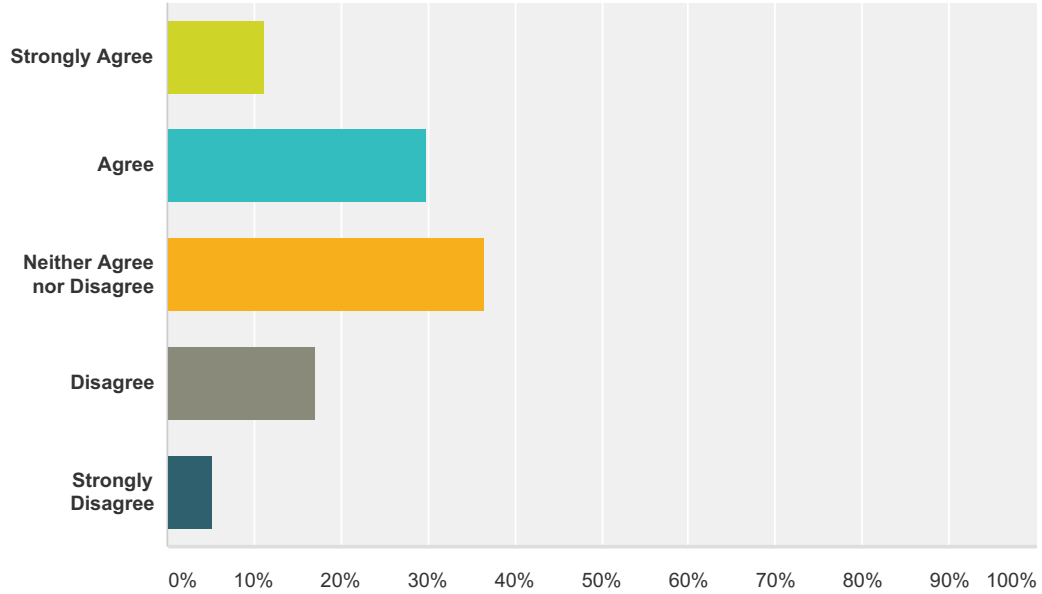
Answered: 345 Skipped: 14



Answer Choices	Responses
Strongly Agree	15.94% 55
Agree	46.09% 159
Neither Agree nor Disagree	28.41% 98
Disagree	8.70% 30
Strongly Disagree	0.87% 3
Total	345

Q13 The school gives me ideas and opportunities to help my child do his/her best.

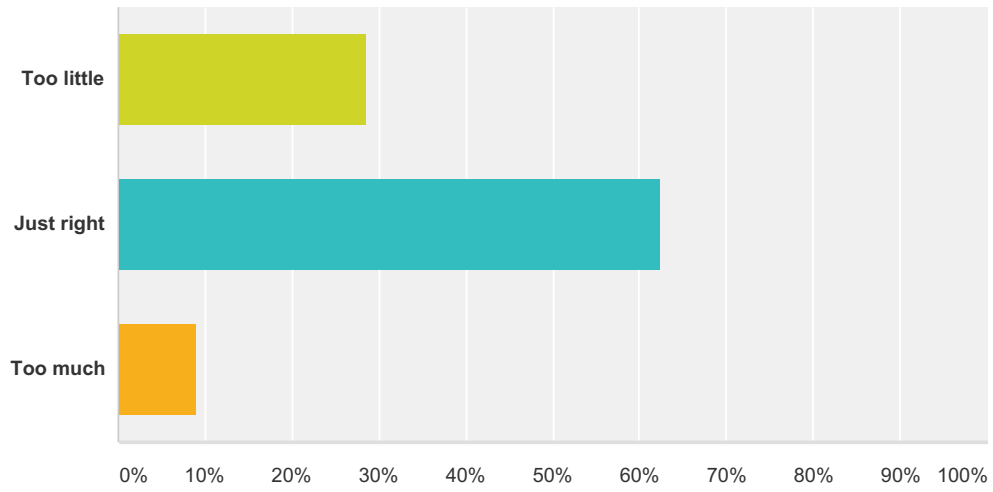
Answered: 345 Skipped: 14



Answer Choices	Responses
Strongly Agree	11.30% 39
Agree	29.86% 103
Neither Agree nor Disagree	36.52% 126
Disagree	17.10% 59
Strongly Disagree	5.22% 18
Total	345

Q14 The amount of homework my child receives is:

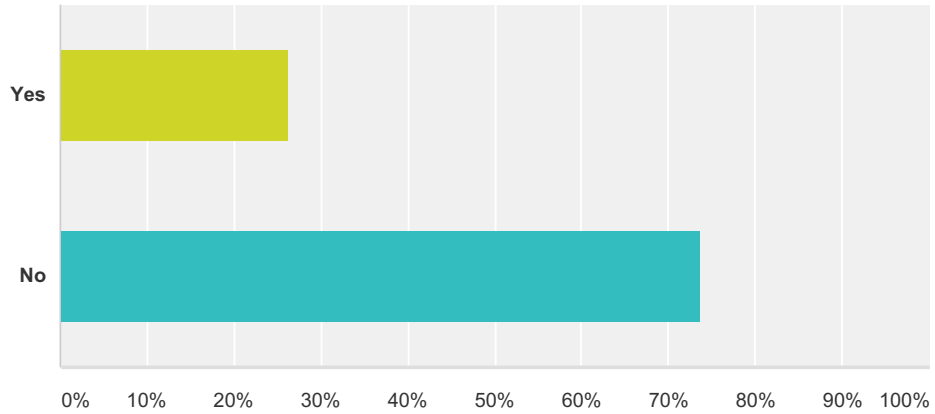
Answered: 345 Skipped: 14



Answer Choices	Responses
Too little	28.70% 99
Just right	62.32% 215
Too much	8.99% 31
Total	345

Q15 I supplement my child's education with professional tutoring in core subjects such as math or reading (other than SAT prep).

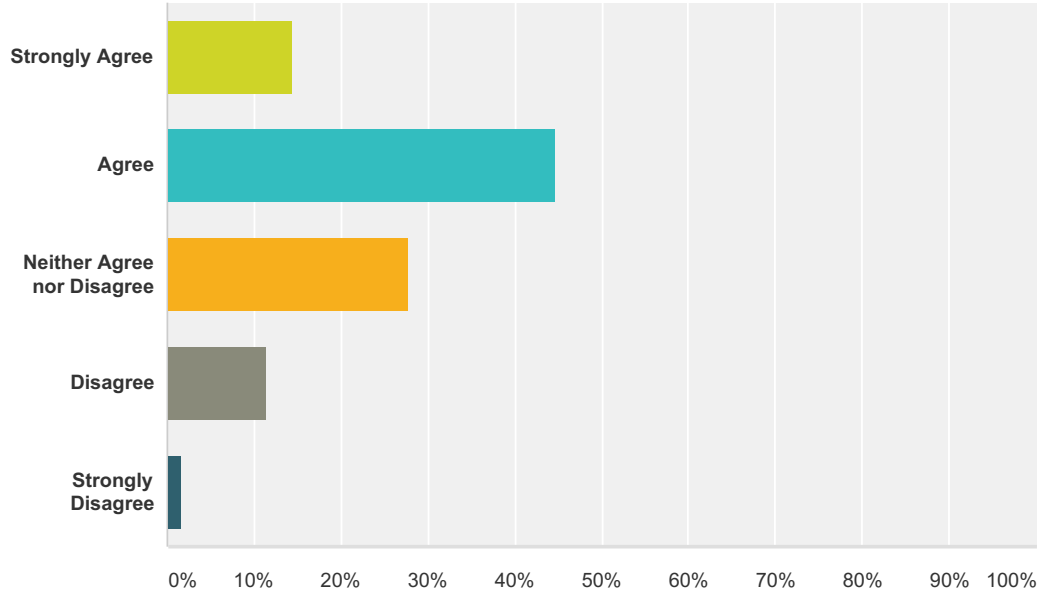
Answered: 345 Skipped: 14



Answer Choices	Responses
Yes	26.38% 91
No	73.62% 254
Total	345

**Q18 I am satisfied with the club and
afterschool opportunities at my child's
school.**

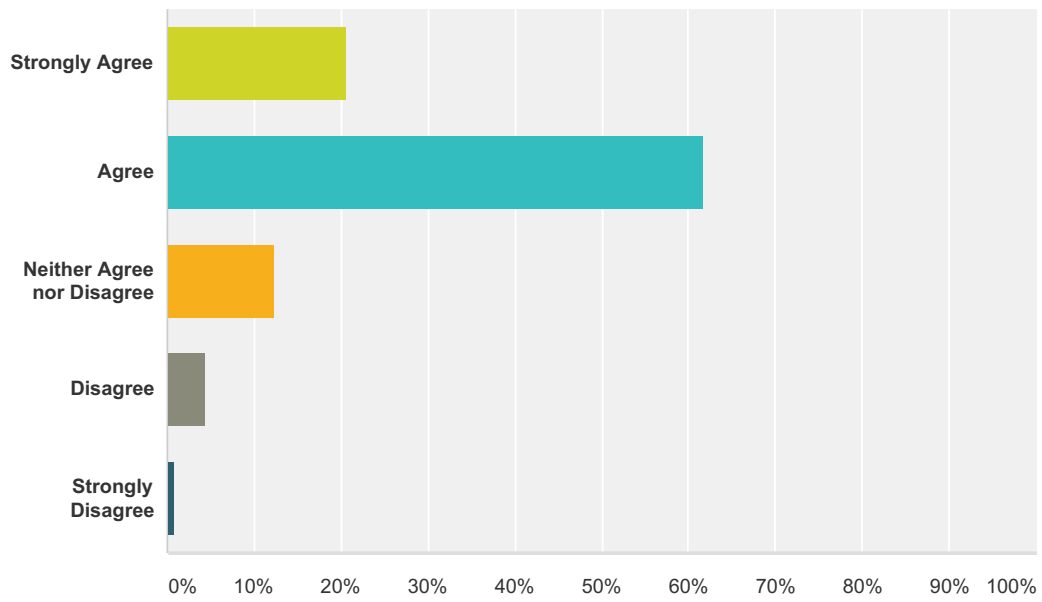
Answered: 342 Skipped: 17



Answer Choices	Responses	
Strongly Agree	14.33%	49
Agree	44.74%	153
Neither Agree nor Disagree	27.78%	95
Disagree	11.40%	39
Strongly Disagree	1.75%	6
Total		342

Q23 My child's school is clean and well-maintained.

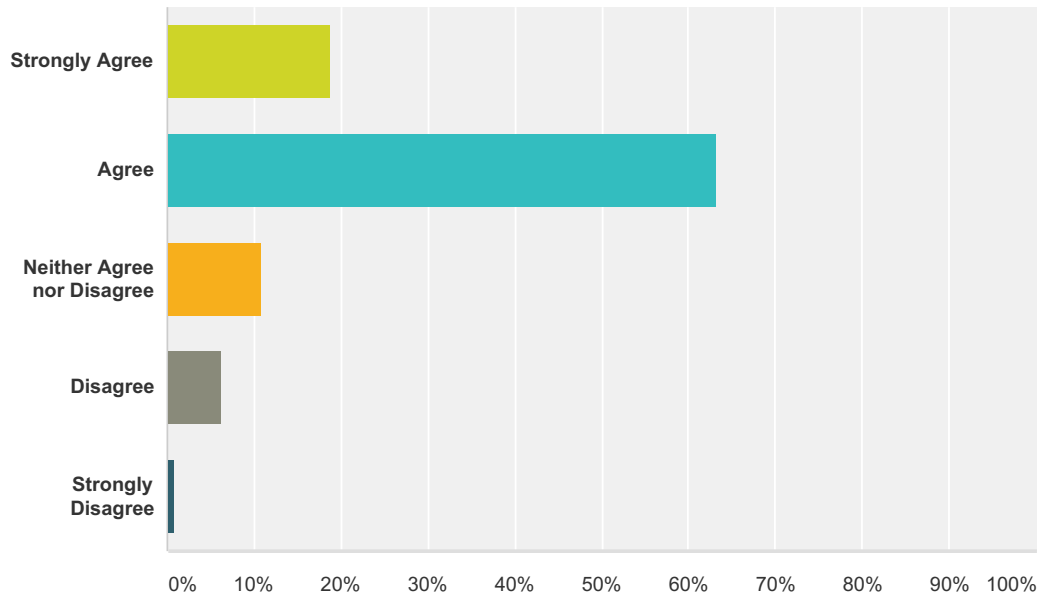
Answered: 340 Skipped: 19



Answer Choices	Responses
Strongly Agree	20.59% 70
Agree	61.76% 210
Neither Agree nor Disagree	12.35% 42
Disagree	4.41% 15
Strongly Disagree	0.88% 3
Total	340

Q24 I am satisfied with the quality of the physical spaces at my child's school.

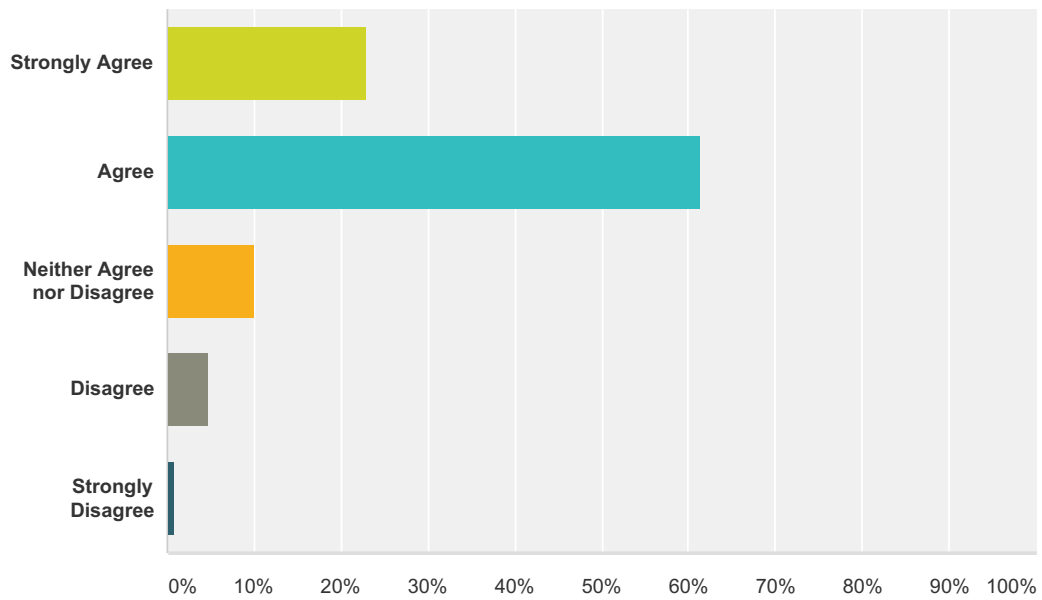
Answered: 340 Skipped: 19



Answer Choices	Responses
Strongly Agree	18.82% 64
Agree	63.24% 215
Neither Agree nor Disagree	10.88% 37
Disagree	6.18% 21
Strongly Disagree	0.88% 3
Total	340

Q25 The condition/quality of the school's athletic facilities is acceptable.

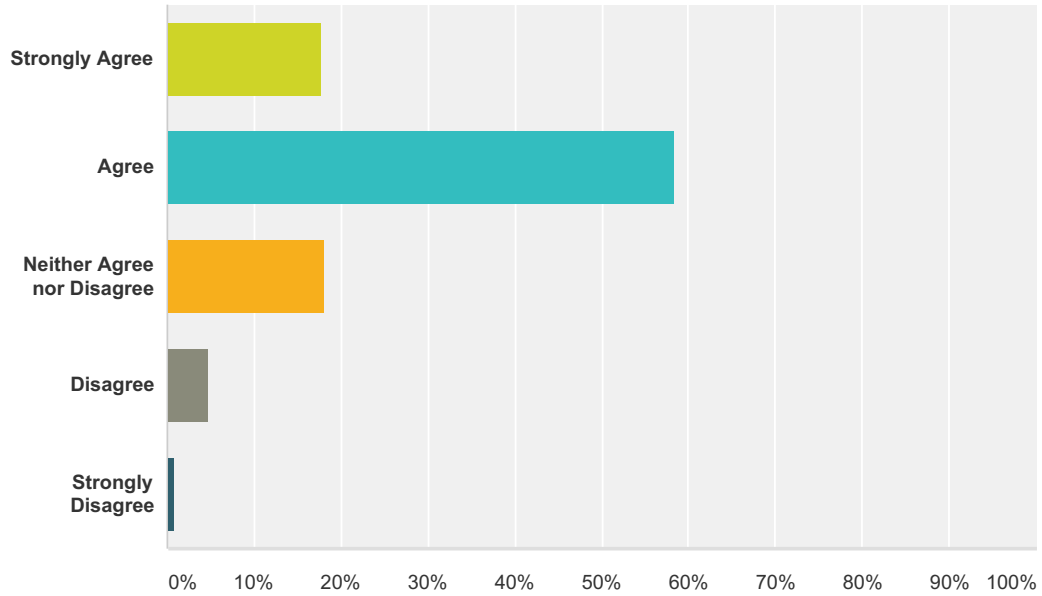
Answered: 340 Skipped: 19



Answer Choices	Responses
Strongly Agree	22.94% 78
Agree	61.47% 209
Neither Agree nor Disagree	10.00% 34
Disagree	4.71% 16
Strongly Disagree	0.88% 3
Total	340

**Q26 The condition/quality of the school's
fine and performing arts spaces is
acceptable.**

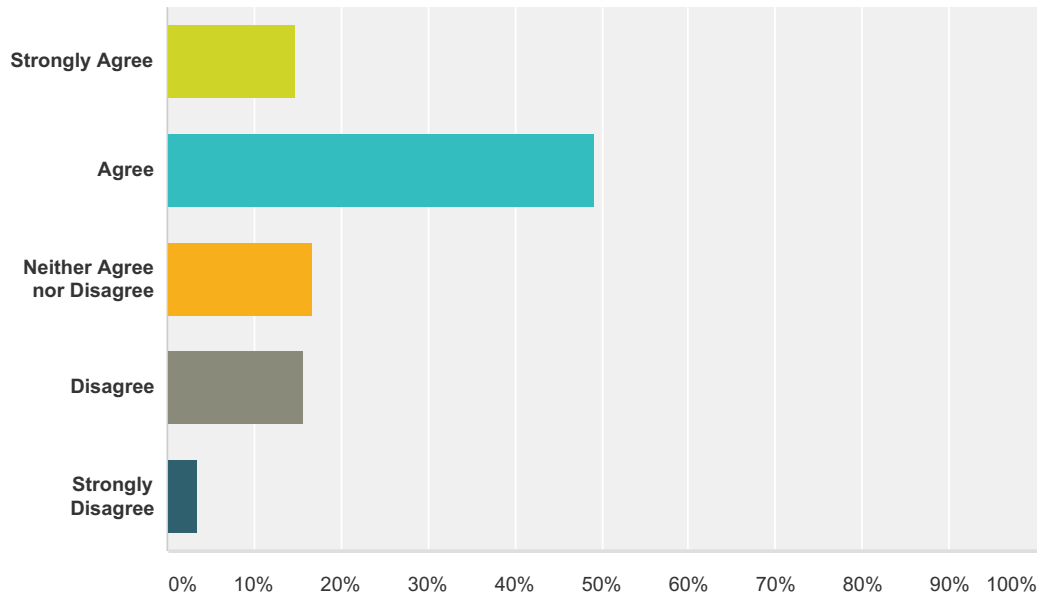
Answered: 340 Skipped: 19



Answer Choices	Responses	
Strongly Agree	17.65%	60
Agree	58.53%	199
Neither Agree nor Disagree	18.24%	62
Disagree	4.71%	16
Strongly Disagree	0.88%	3
Total		340

Q28 I feel well-informed about the school's programs, services and activities.

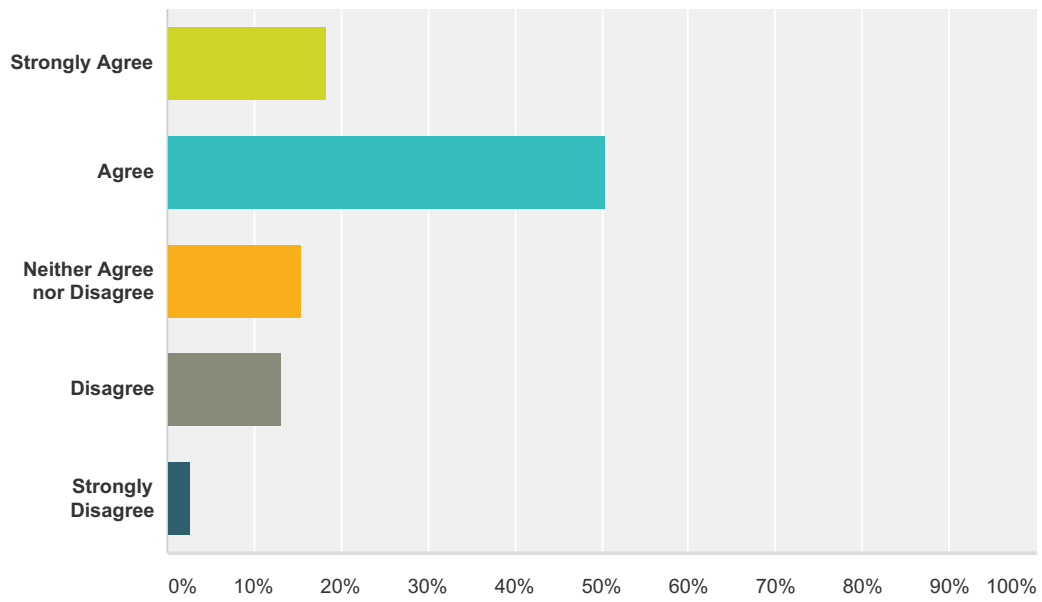
Answered: 337 Skipped: 22



Answer Choices	Responses
Strongly Agree	14.84% 50
Agree	49.26% 166
Neither Agree nor Disagree	16.62% 56
Disagree	15.73% 53
Strongly Disagree	3.56% 12
Total	337

Q29 The school keeps me informed of my child's progress.

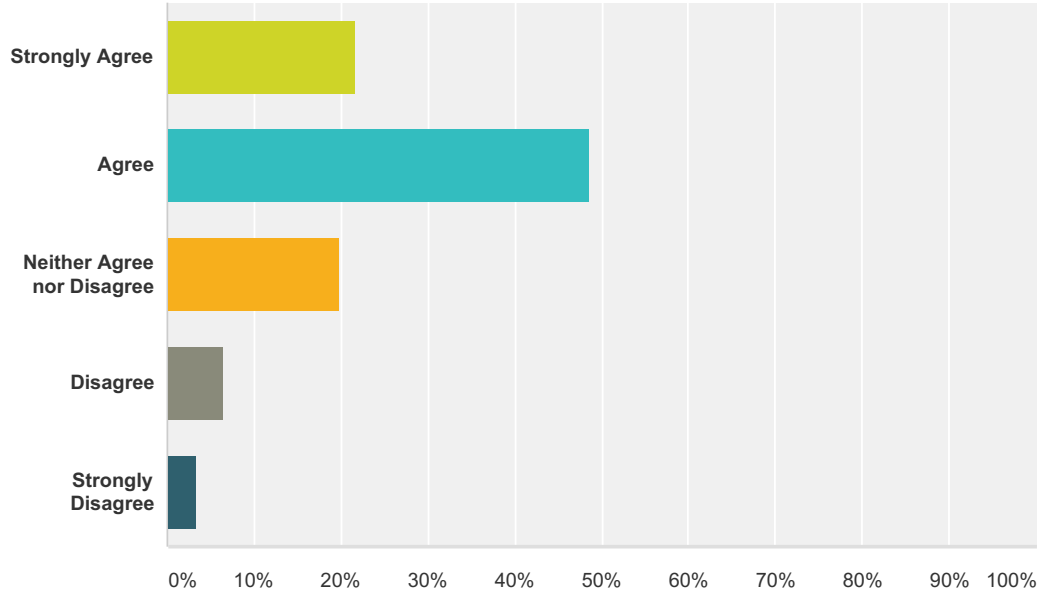
Answered: 337 Skipped: 22



Answer Choices	Responses	
Strongly Agree	18.40%	62
Agree	50.45%	170
Neither Agree nor Disagree	15.43%	52
Disagree	13.06%	44
Strongly Disagree	2.67%	9
Total		337

**Q30 School staff members
(teachers/principal) are responsive to my
parental concerns.**

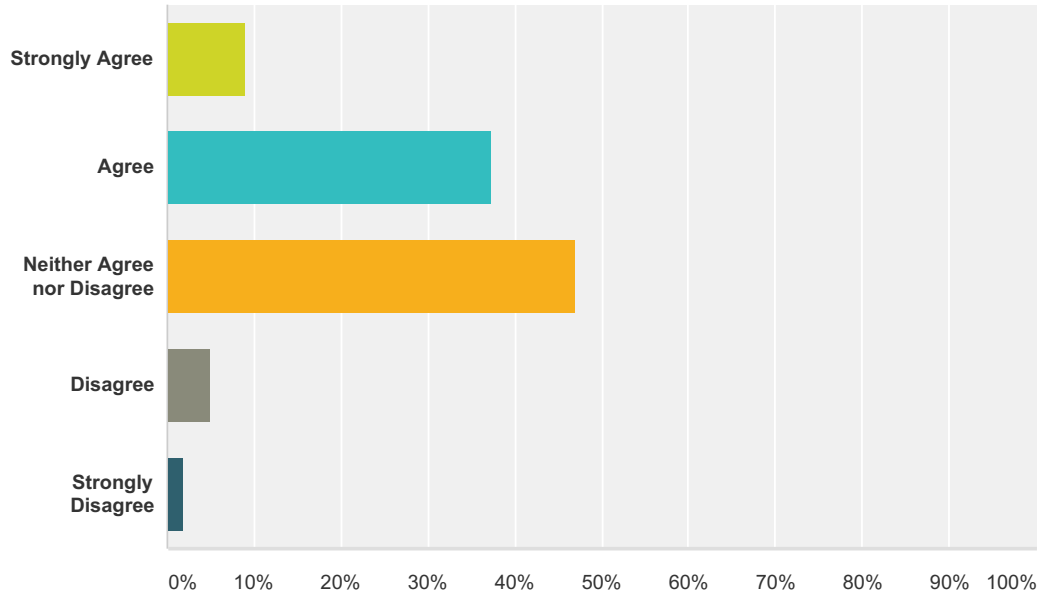
Answered: 337 Skipped: 22



Answer Choices	Responses
Strongly Agree	21.66% 73
Agree	48.66% 164
Neither Agree nor Disagree	19.88% 67
Disagree	6.53% 22
Strongly Disagree	3.26% 11
Total	337

Q31 The district administration and/or Board of Education are responsive to my parental concerns.

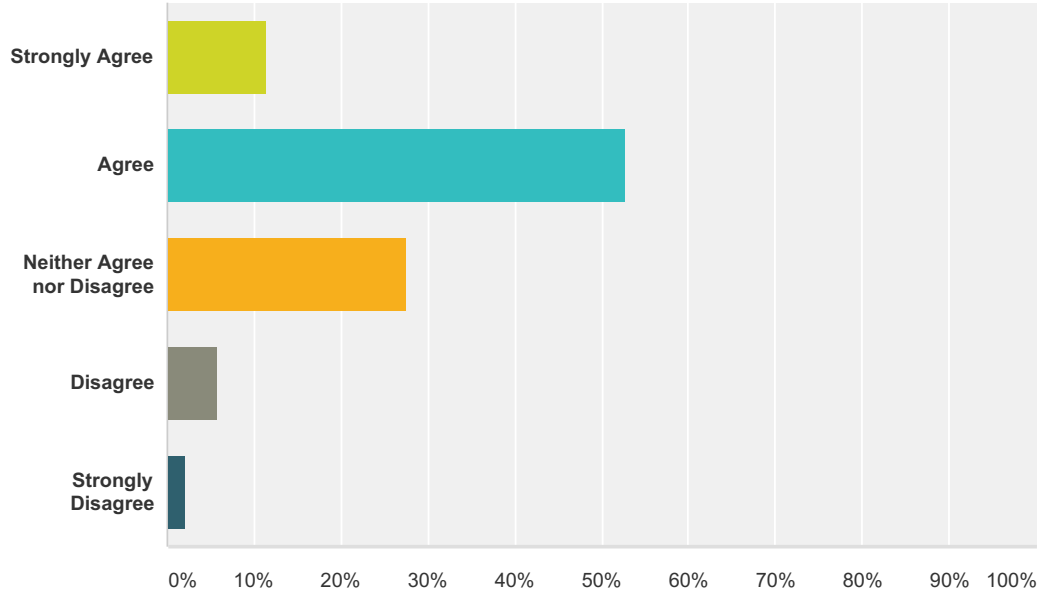
Answered: 337 Skipped: 22



Answer Choices	Responses
Strongly Agree	8.90% 30
Agree	37.39% 126
Neither Agree nor Disagree	46.88% 158
Disagree	5.04% 17
Strongly Disagree	1.78% 6
Total	337

**Q32 I have sufficient opportunities to
express my opinions or concerns regarding
my child's school.**

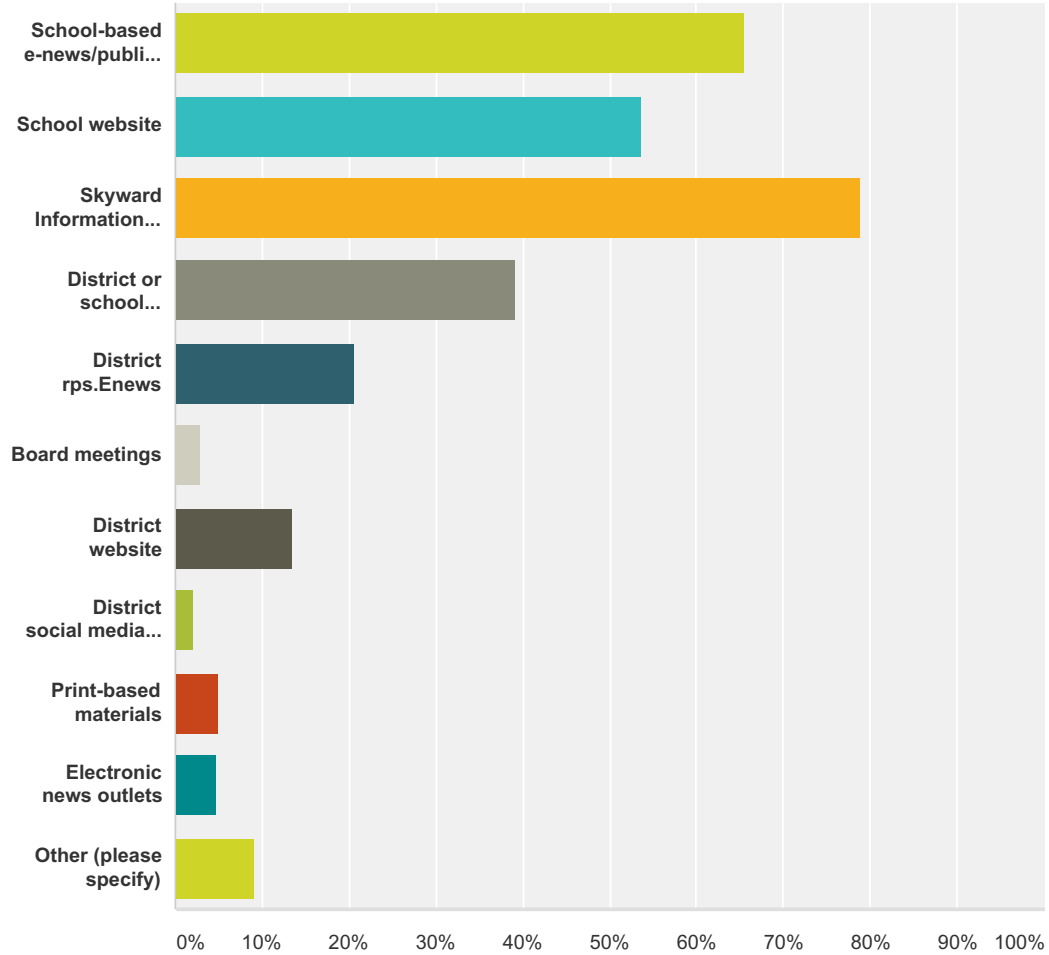
Answered: 337 Skipped: 22



Answer Choices	Responses
Strongly Agree	11.57% 39
Agree	52.82% 178
Neither Agree nor Disagree	27.60% 93
Disagree	5.93% 20
Strongly Disagree	2.08% 7
Total	337

Q33 How do you receive most of your school-related information? (Check all that apply.)

Answered: 337 Skipped: 22



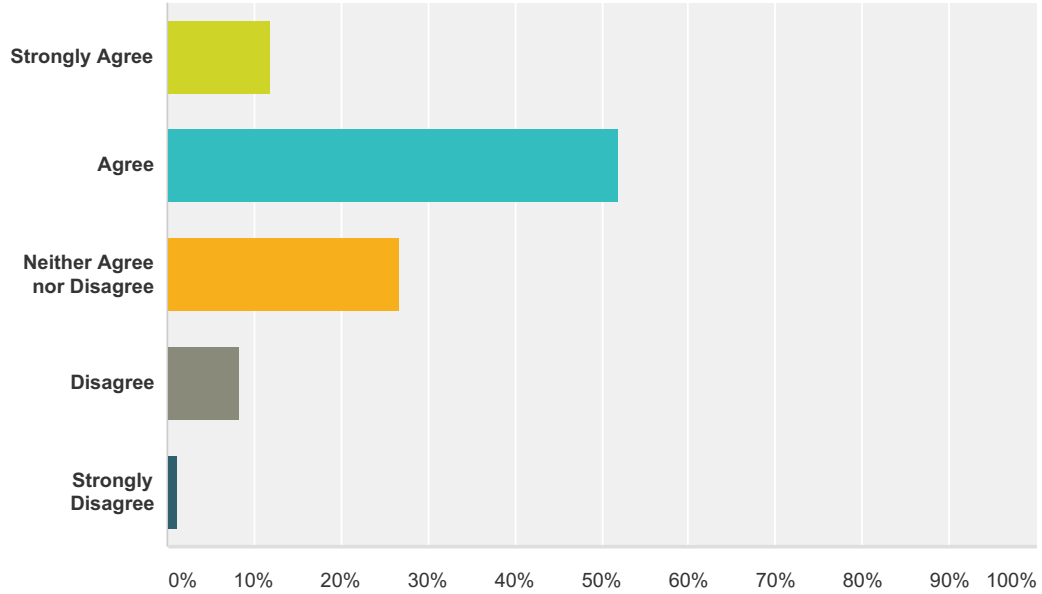
Answer Choices	Responses
School-based e-news/publications	65.58% 221
School website	53.71% 181
Skyward Information System	78.93% 266
District or school e-blasts/robo calls	39.17% 132
District rps.Enews	20.77% 70
Board meetings	2.97% 10
District website	13.65% 46
District social media (Facebook page or Twitter feed)	2.08% 7
Print-based materials	5.04% 17

2014-2015 Parent / Guardian Survey:
Middle School

Electronic news outlets	4.75%	16
Other (please specify)	9.20%	31
Total Respondents: 337		

Q34 The district website is a useful source for all I need to know about the Ridgewood Public Schools.

Answered: 337 Skipped: 22



Answer Choices	Responses
Strongly Agree	11.87% 40
Agree	51.93% 175
Neither Agree nor Disagree	26.71% 90
Disagree	8.31% 28
Strongly Disagree	1.19% 4
Total	337