

PARENT/GUARDIAN SURVEY 2014-2015: GLEN SCHOOL - RED

Results of the May 2015 survey for the Glen School - RED Program

Ridgewood

Public

Schools



Dear Parent or Guardian,

This past May district parents and guardians were asked to fill out a comprehensive survey on topics related to our schools and your children’s education. The results of the survey for your school are presented here.

These results present an important summary that we will use as a resource for making your school and the district the best they can be.

Thank you to all who took the time to complete the survey. We appreciate your feedback and hope you enjoy reading the following report.

The Ridgewood Board of Education
Sheila Brogan, President
Vincent Loncto, Vice President
Christina Krauss
Michele Lenhard
James Morgan

Superintendent of Schools
Daniel Fishbein

How to read this report

The data in this report reflect survey results for your school only. A link to the results for the whole district is also provided below.

Please note that not all parents participated in the survey. Your school’s participation rate is noted below, along with the overall district participation rate.

How was the survey conducted?

The survey was conducted via email from May 5-15, 2015 using SurveyMonkey software. Email invitations with private survey links were sent to all district parents and guardians with email addresses on file. Survey respondents participated on a secure survey website. Only one response was allowed for each email address. The survey was completely anonymous.

Numerical data were compiled and charts were created using SurveyMonkey. District data were compiled from the grade-level surveys by members of the Ridgewood Public Schools Information Technology Department. The superintendent, administrators and school board members reviewed the data and all comments.

What were the results for the whole district?

A total of 7,786 emails were sent; 2773 parents or guardians filled out surveys, representing a 35.6% participation rate. [Click here](#) for a summary of the district survey data for 2014-2015.

How many parents and guardians participated in your school’s 2014-2015 survey?

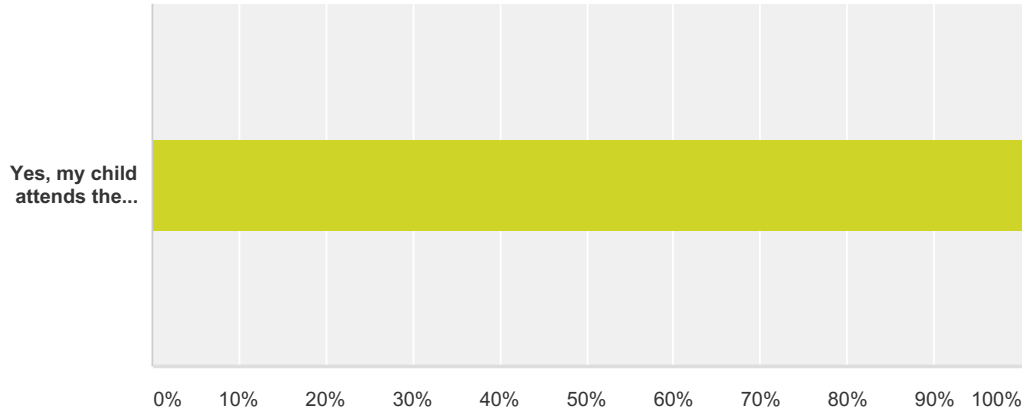
As of 5.31.15	# Enrolled Students	# Emails on File	# Survey Responses	Participation Rate
Glen - RED	47	75	35	46.7%
In-District	5682	7786	2773	35.6%

How will these survey results be used?

Complete survey results have been provided to your school’s principal, as well as the central administration and the Ridgewood Board of Education. The data will be used as one of several resources for the ongoing review and refinement of the programs of the Ridgewood Public Schools.

Q1 Our records show that your child attends the Glen School - RED Program. The questions in this survey should be answered with this school in mind, for your youngest child attending this school. Please confirm this information by checking the corresponding box below.

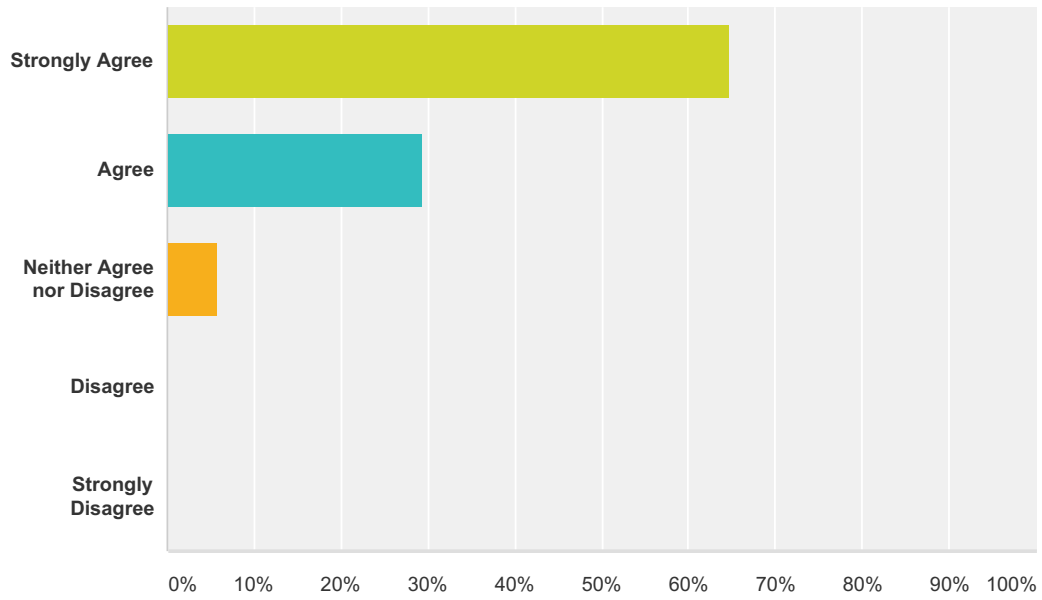
Answered: 35 Skipped: 0



Answer Choices	Responses
Yes, my child attends the Glen School - R.E.D. Program.	100.00% 35
Total	35

Q2 I am satisfied with the overall quality of my child's education.

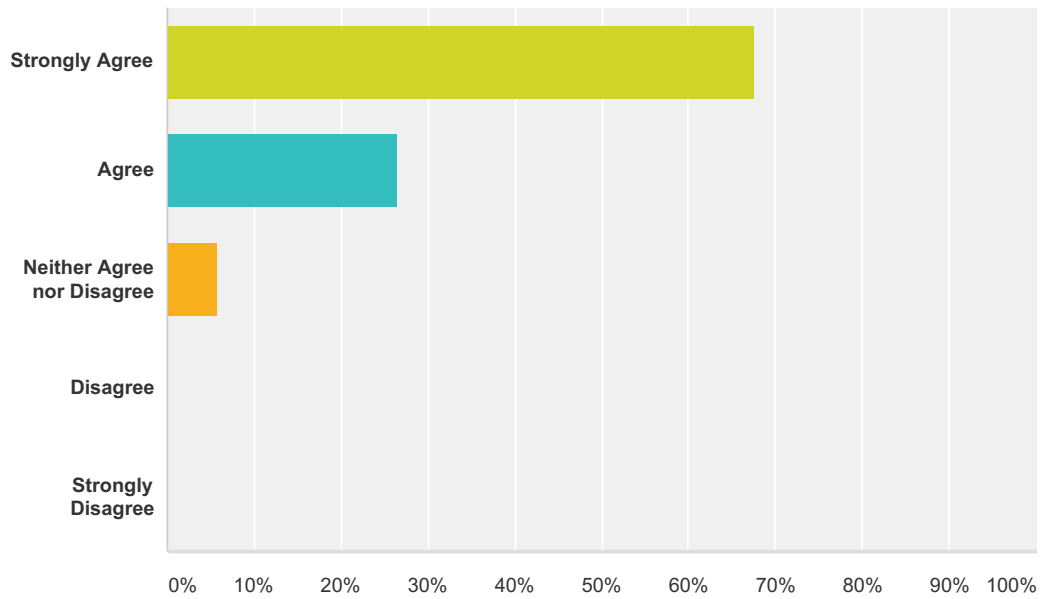
Answered: 34 Skipped: 1



Answer Choices	Responses
Strongly Agree	64.71% 22
Agree	29.41% 10
Neither Agree nor Disagree	5.88% 2
Disagree	0.00% 0
Strongly Disagree	0.00% 0
Total	34

Q3 My child likes going to school.

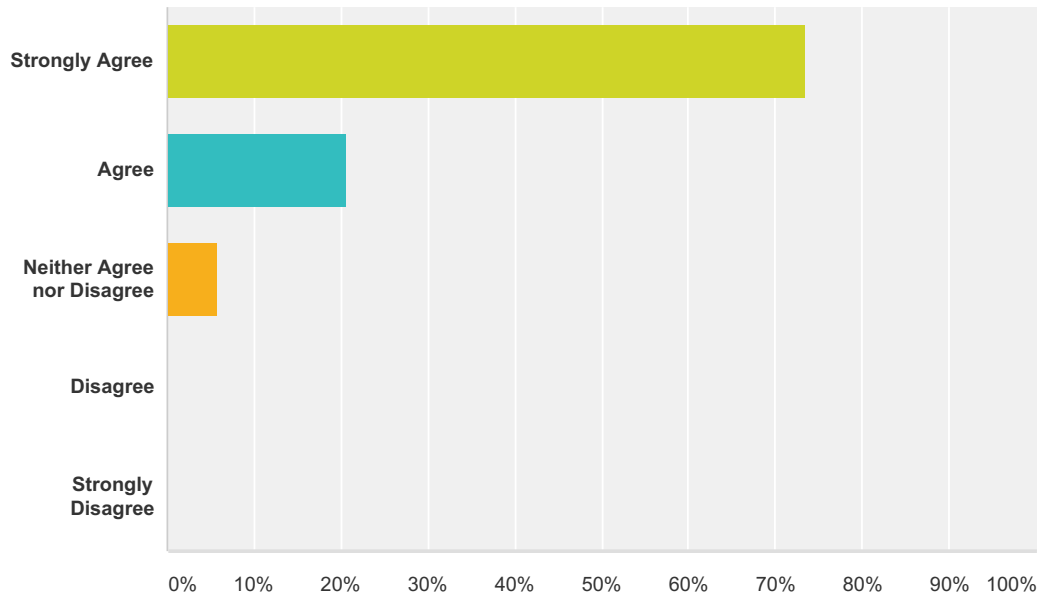
Answered: 34 Skipped: 1



Answer Choices	Responses	
Strongly Agree	67.65%	23
Agree	26.47%	9
Neither Agree nor Disagree	5.88%	2
Disagree	0.00%	0
Strongly Disagree	0.00%	0
Total		34

Q4 I would recommend my child's school to other parents.

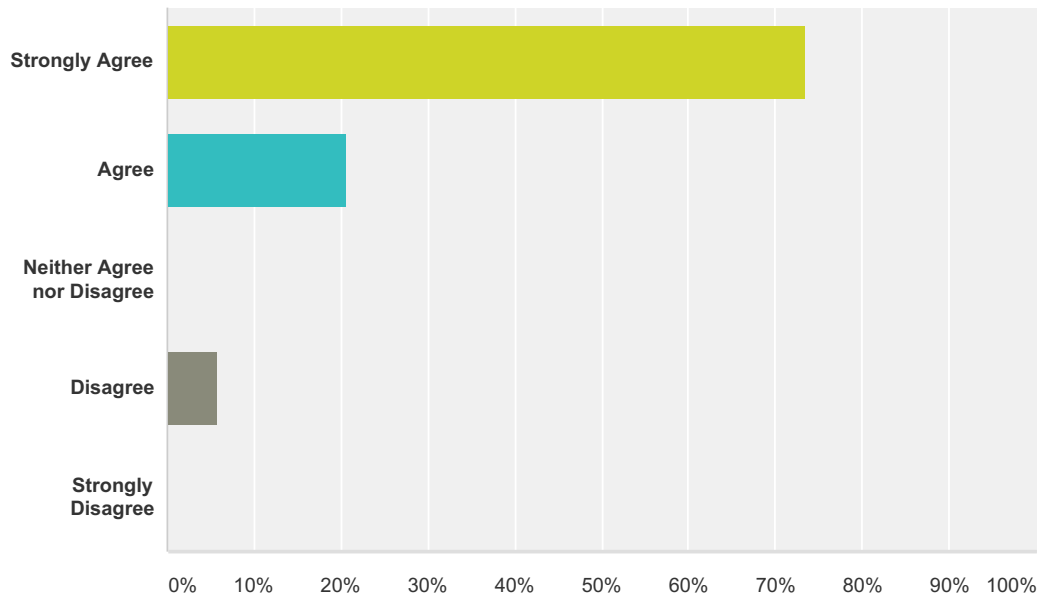
Answered: 34 Skipped: 1



Answer Choices	Responses
Strongly Agree	73.53% 25
Agree	20.59% 7
Neither Agree nor Disagree	5.88% 2
Disagree	0.00% 0
Strongly Disagree	0.00% 0
Total	34

Q5 I feel welcome in my child's school.

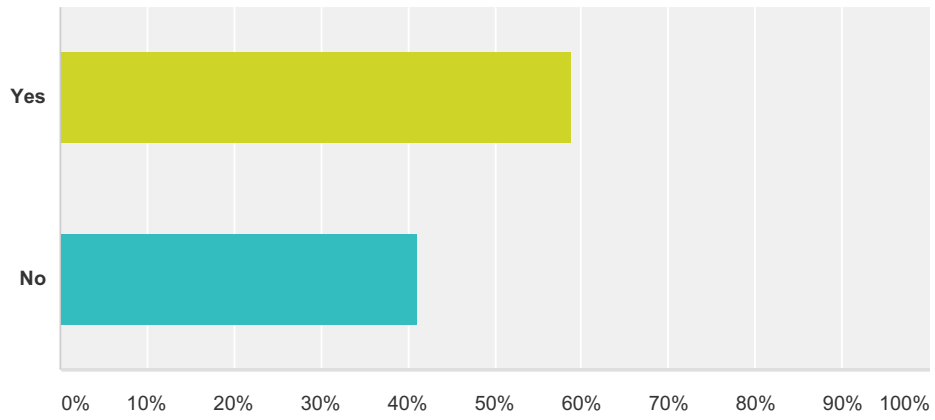
Answered: 34 Skipped: 1



Answer Choices	Responses	
Strongly Agree	73.53%	25
Agree	20.59%	7
Neither Agree nor Disagree	0.00%	0
Disagree	5.88%	2
Strongly Disagree	0.00%	0
Total		34

Q6 I would like to be more involved in my child's school.

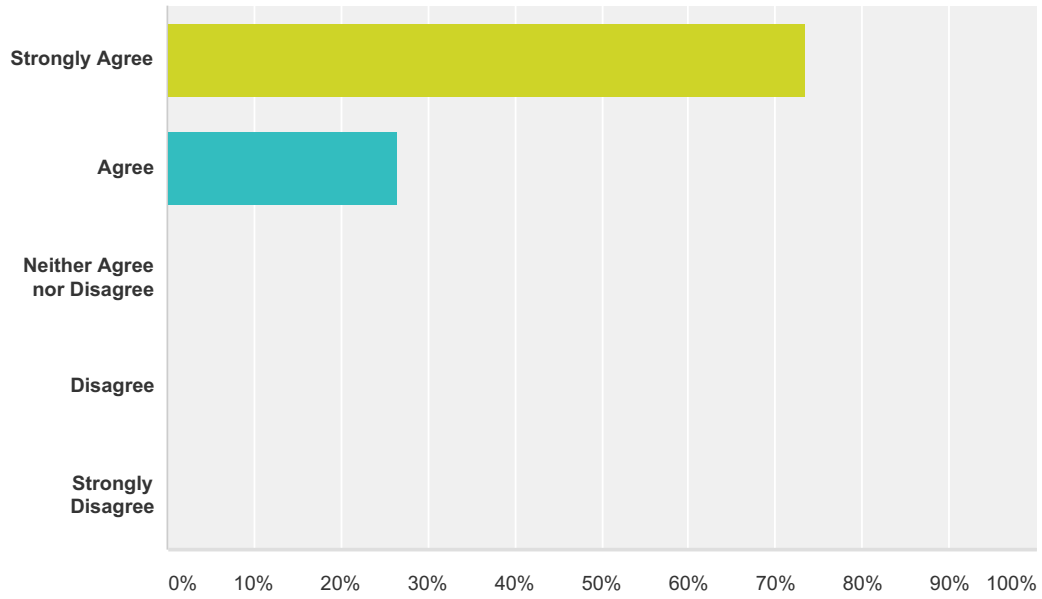
Answered: 34 Skipped: 1



Answer Choices	Responses	
Yes	58.82%	20
No	41.18%	14
Total		34

Q7 My child feels safe at school.

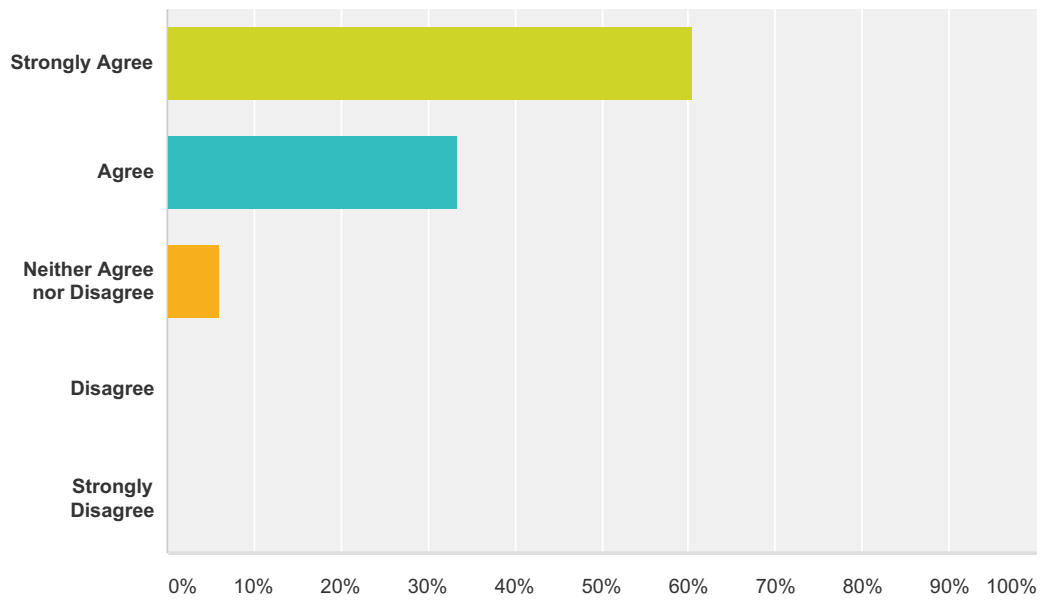
Answered: 34 Skipped: 1



Answer Choices	Responses	
Strongly Agree	73.53%	25
Agree	26.47%	9
Neither Agree nor Disagree	0.00%	0
Disagree	0.00%	0
Strongly Disagree	0.00%	0
Total		34

Q9 I am satisfied with the academic progress of my child.

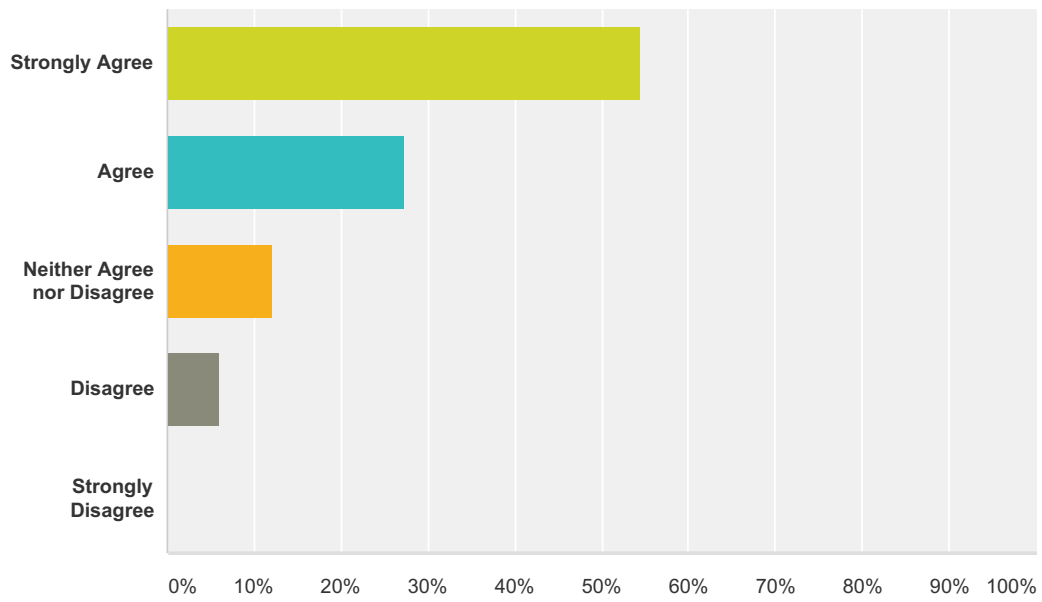
Answered: 33 Skipped: 2



Answer Choices	Responses
Strongly Agree	60.61% 20
Agree	33.33% 11
Neither Agree nor Disagree	6.06% 2
Disagree	0.00% 0
Strongly Disagree	0.00% 0
Total	33

Q10 The academic challenge for my child is appropriate.

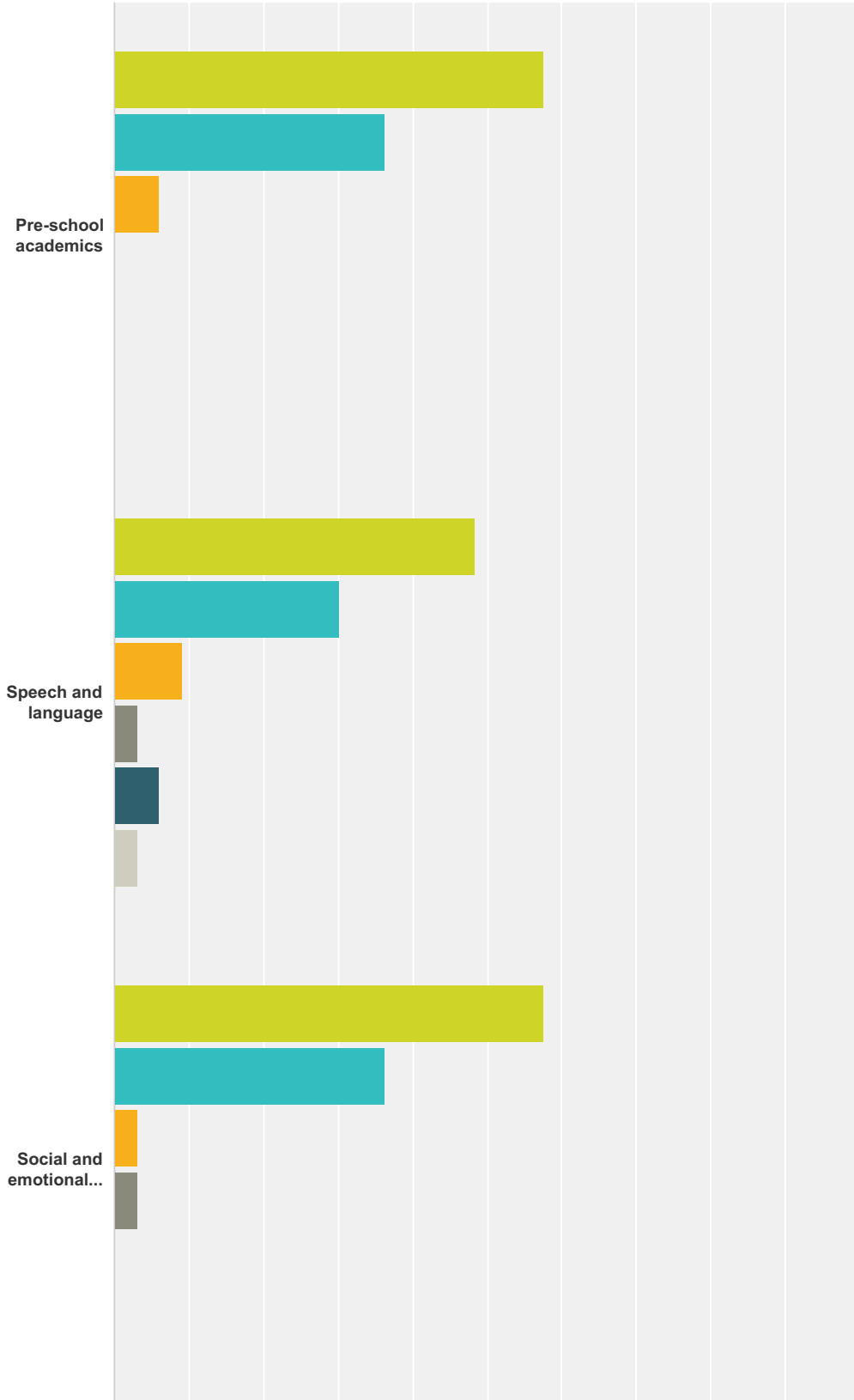
Answered: 33 Skipped: 2



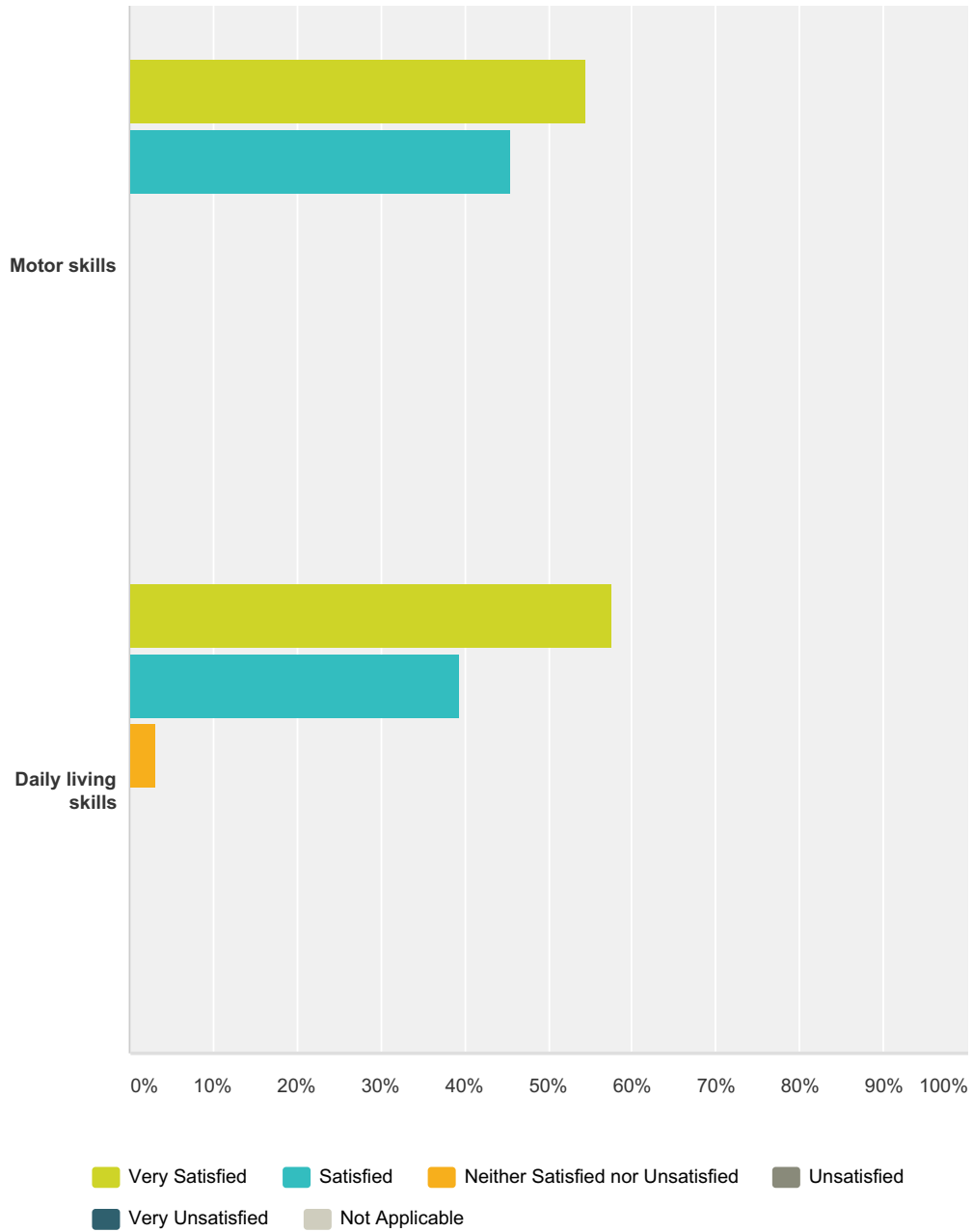
Answer Choices	Responses
Strongly Agree	54.55% 18
Agree	27.27% 9
Neither Agree nor Disagree	12.12% 4
Disagree	6.06% 2
Strongly Disagree	0.00% 0
Total	33

**Q11 Please indicate your satisfaction with
the following programs at your child's
school.**

Answered: 33 Skipped: 2



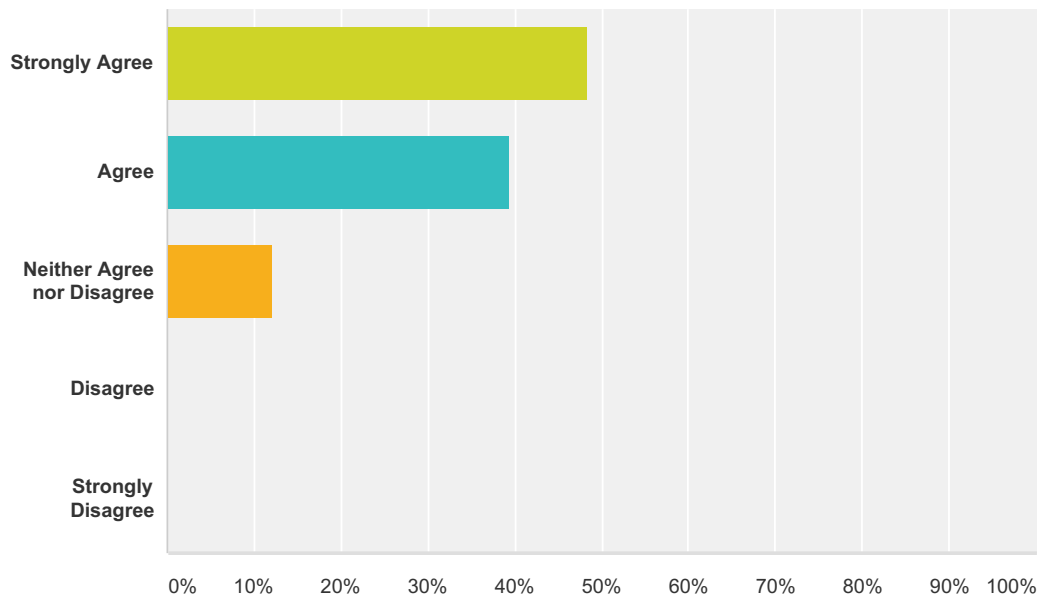
2014-2015 Parent / Guardian Survey:
Glen School - R.E.D. Program



	Very Satisfied	Satisfied	Neither Satisfied nor Unsatisfied	Unsatisfied	Very Unsatisfied	Not Applicable	Total
Pre-school academics	57.58% 19	36.36% 12	6.06% 2	0.00% 0	0.00% 0	0.00% 0	33
Speech and language	48.48% 16	30.30% 10	9.09% 3	3.03% 1	6.06% 2	3.03% 1	33
Social and emotional growth	57.58% 19	36.36% 12	3.03% 1	3.03% 1	0.00% 0	0.00% 0	33
Motor skills	54.55% 18	45.45% 15	0.00% 0	0.00% 0	0.00% 0	0.00% 0	33
Daily living skills	57.58% 19	39.39% 13	3.03% 1	0.00% 0	0.00% 0	0.00% 0	33

Q12 My child is encouraged to try new things at school.

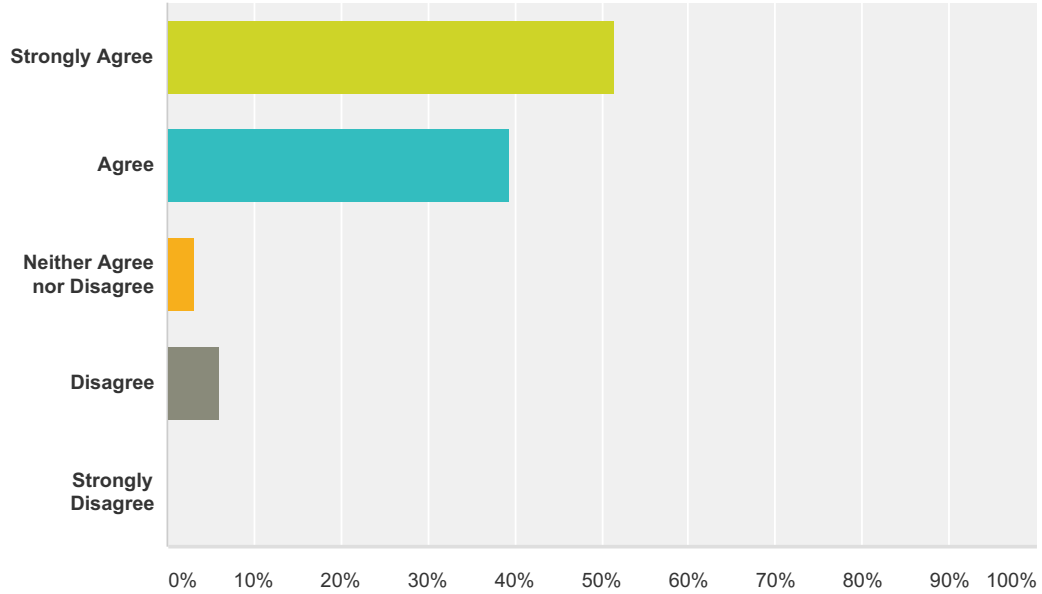
Answered: 33 Skipped: 2



Answer Choices	Responses
Strongly Agree	48.48% 16
Agree	39.39% 13
Neither Agree nor Disagree	12.12% 4
Disagree	0.00% 0
Strongly Disagree	0.00% 0
Total	33

Q13 The school gives me ideas and opportunities to help my child do his/her best.

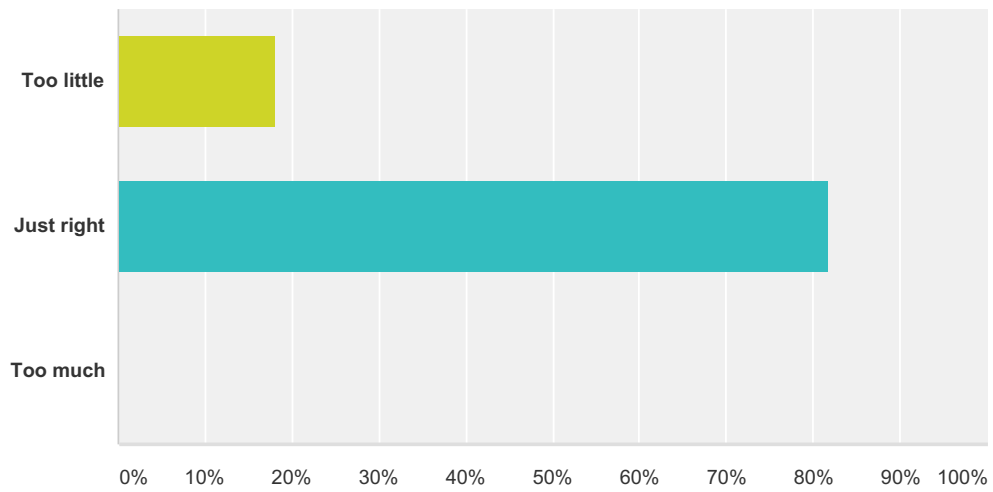
Answered: 33 Skipped: 2



Answer Choices	Responses
Strongly Agree	51.52% 17
Agree	39.39% 13
Neither Agree nor Disagree	3.03% 1
Disagree	6.06% 2
Strongly Disagree	0.00% 0
Total	33

Q14 The amount of homework my child receives is:

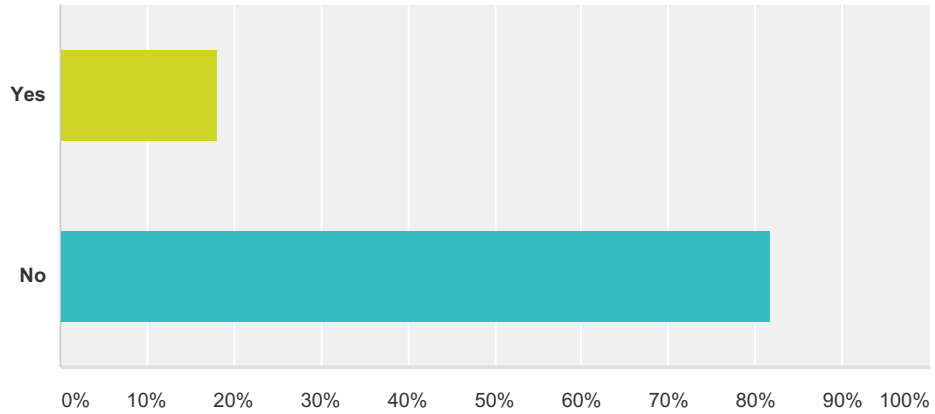
Answered: 33 Skipped: 2



Answer Choices	Responses	
Too little	18.18%	6
Just right	81.82%	27
Too much	0.00%	0
Total		33

Q15 I supplement my child's education with professional tutoring in core subjects such as math or reading.

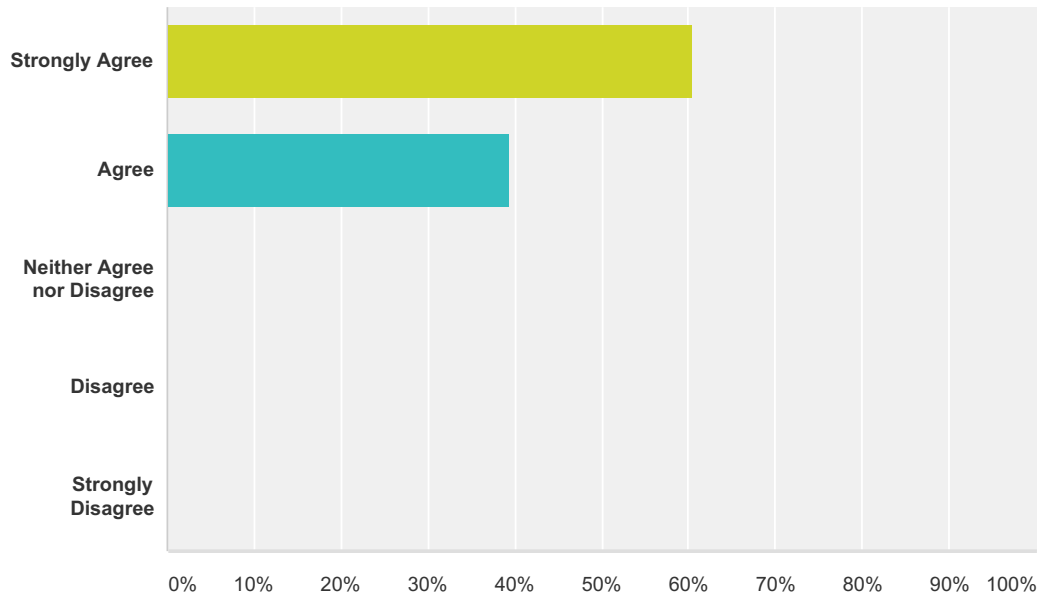
Answered: 33 Skipped: 2



Answer Choices	Responses	
Yes	18.18%	6
No	81.82%	27
Total		33

Q23 My child's school is clean and well-maintained.

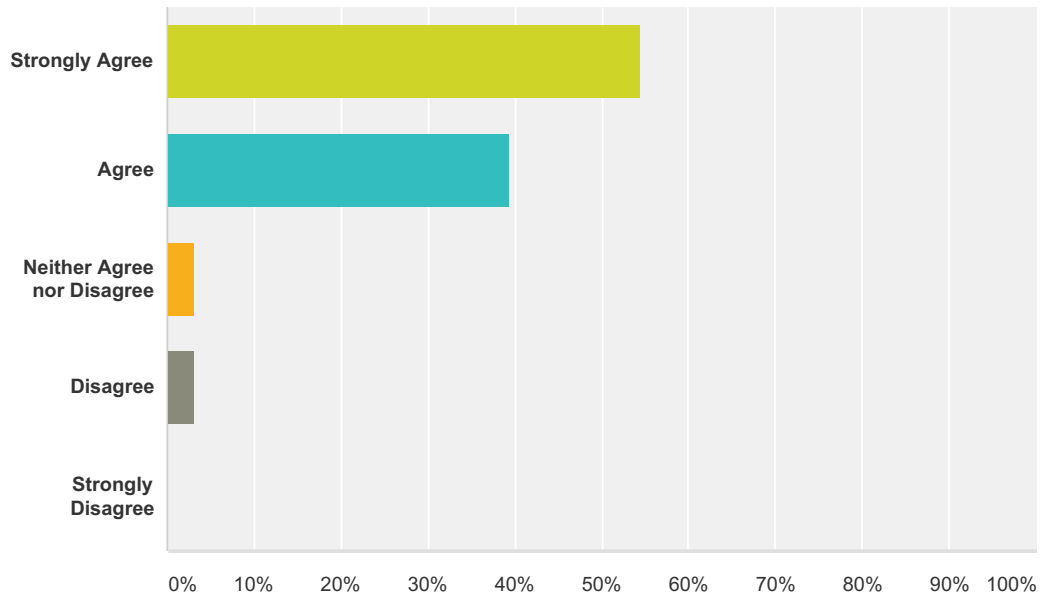
Answered: 33 Skipped: 2



Answer Choices	Responses
Strongly Agree	60.61% 20
Agree	39.39% 13
Neither Agree nor Disagree	0.00% 0
Disagree	0.00% 0
Strongly Disagree	0.00% 0
Total	33

Q24 I am satisfied with the quality of the physical spaces at my child's school.

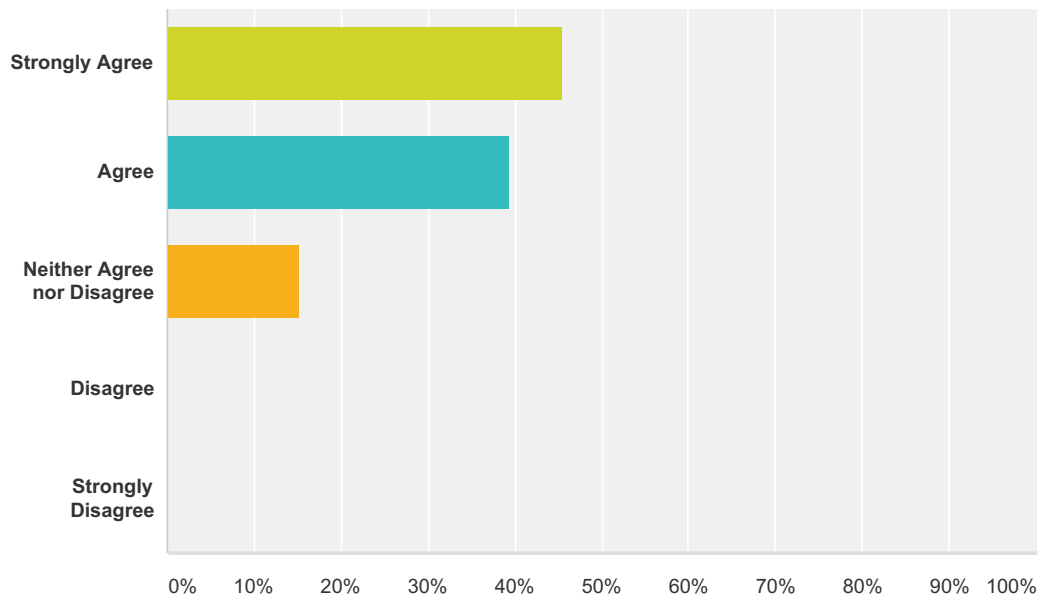
Answered: 33 Skipped: 2



Answer Choices	Responses
Strongly Agree	54.55% 18
Agree	39.39% 13
Neither Agree nor Disagree	3.03% 1
Disagree	3.03% 1
Strongly Disagree	0.00% 0
Total	33

Q25 The condition/quality of the school's athletic facilities is acceptable.

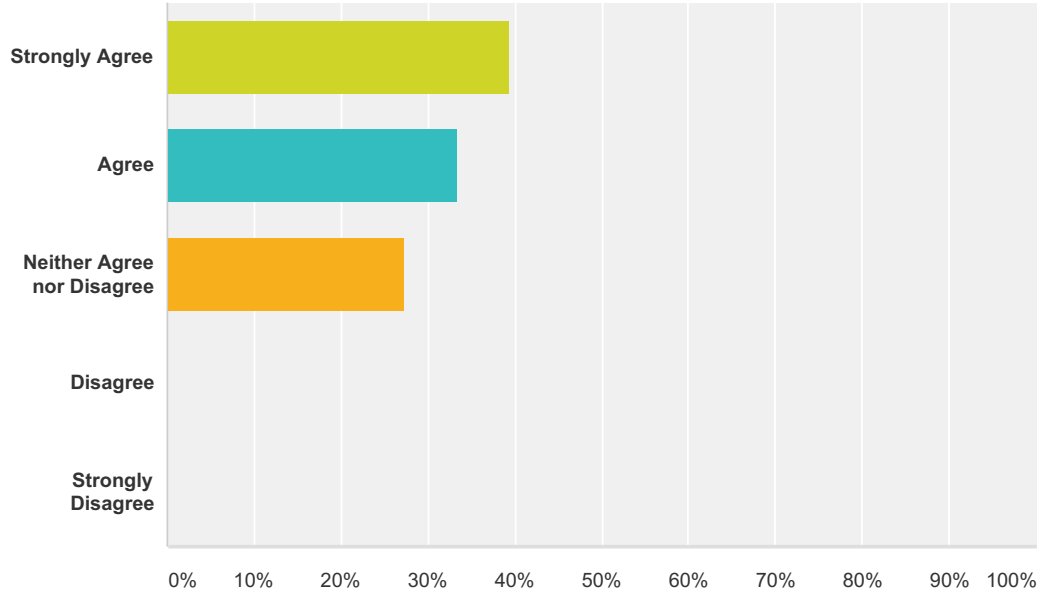
Answered: 33 Skipped: 2



Answer Choices	Responses	
Strongly Agree	45.45%	15
Agree	39.39%	13
Neither Agree nor Disagree	15.15%	5
Disagree	0.00%	0
Strongly Disagree	0.00%	0
Total		33

**Q26 The condition/quality of the school's
fine and performing arts spaces is
acceptable.**

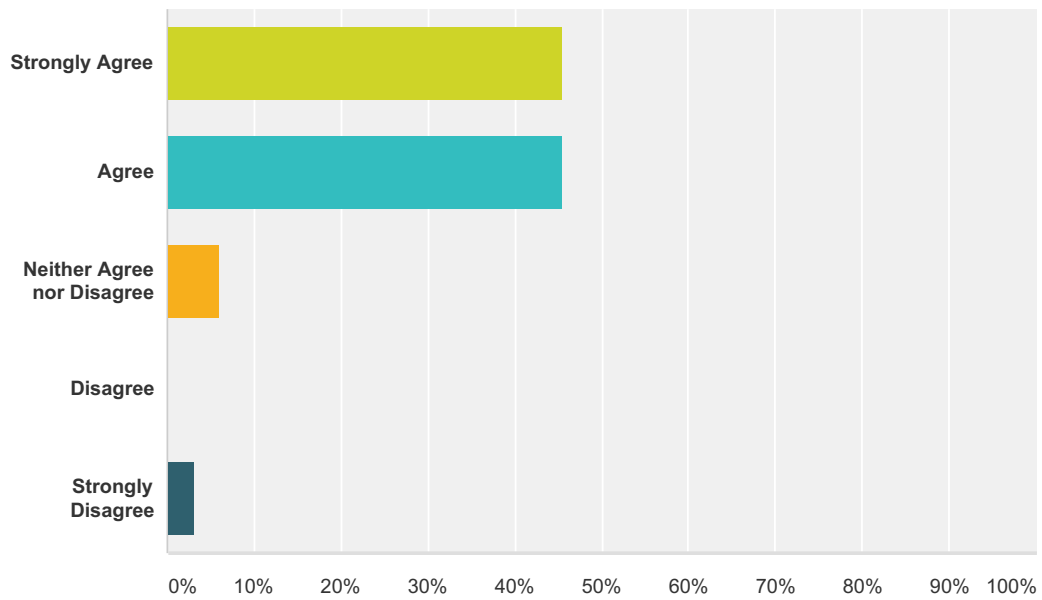
Answered: 33 Skipped: 2



Answer Choices	Responses
Strongly Agree	39.39% 13
Agree	33.33% 11
Neither Agree nor Disagree	27.27% 9
Disagree	0.00% 0
Strongly Disagree	0.00% 0
Total	33

Q28 I feel well-informed about the school's programs, services and activities.

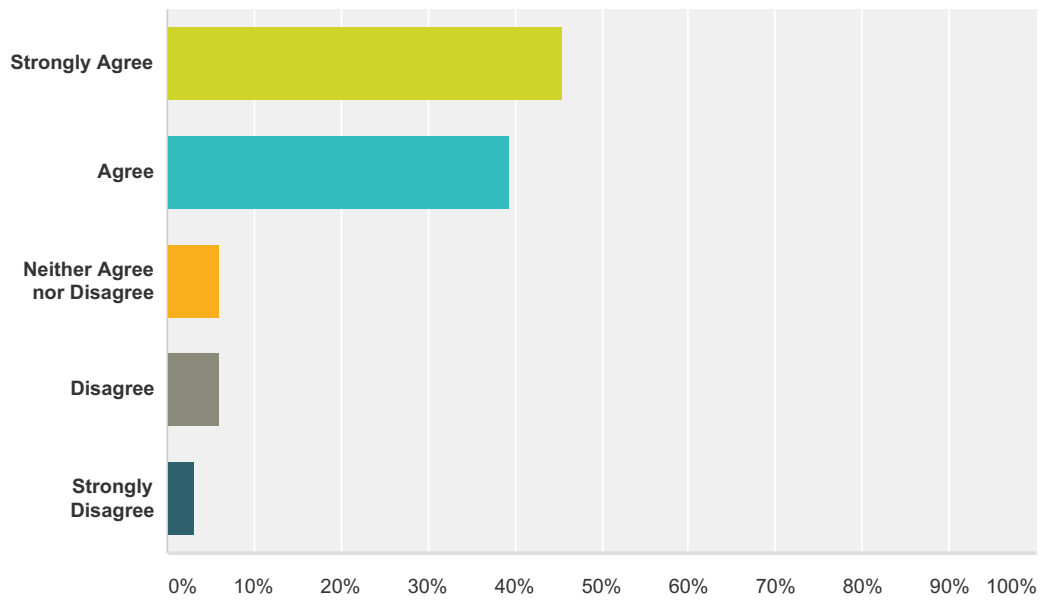
Answered: 33 Skipped: 2



Answer Choices	Responses
Strongly Agree	45.45% 15
Agree	45.45% 15
Neither Agree nor Disagree	6.06% 2
Disagree	0.00% 0
Strongly Disagree	3.03% 1
Total	33

Q29 The school keeps me informed of my child's progress.

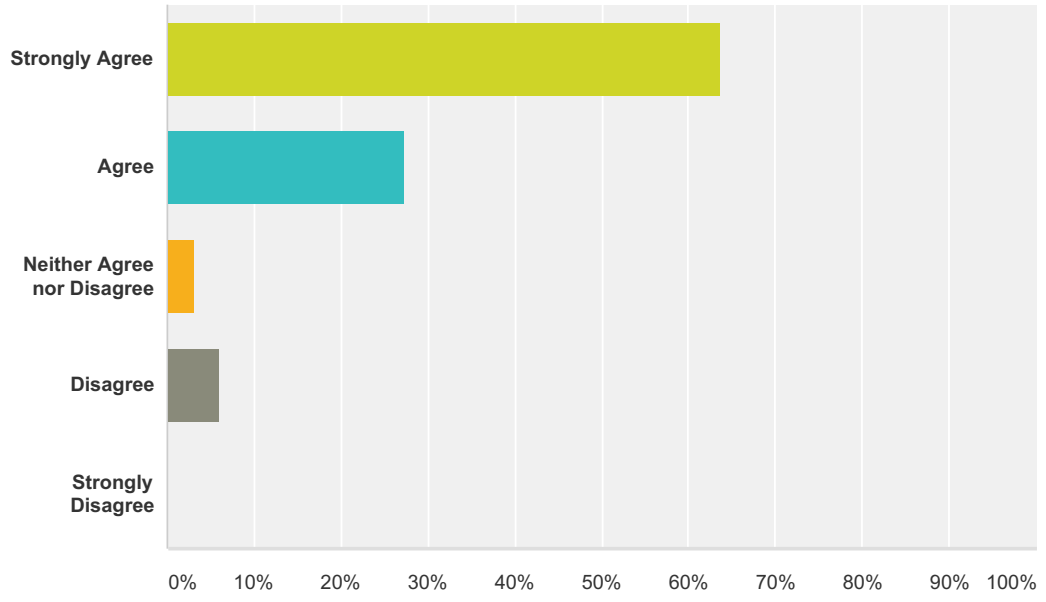
Answered: 33 Skipped: 2



Answer Choices	Responses
Strongly Agree	45.45% 15
Agree	39.39% 13
Neither Agree nor Disagree	6.06% 2
Disagree	6.06% 2
Strongly Disagree	3.03% 1
Total	33

**Q30 School staff members
(teachers/program coordinator) are
responsive to my parental concerns.**

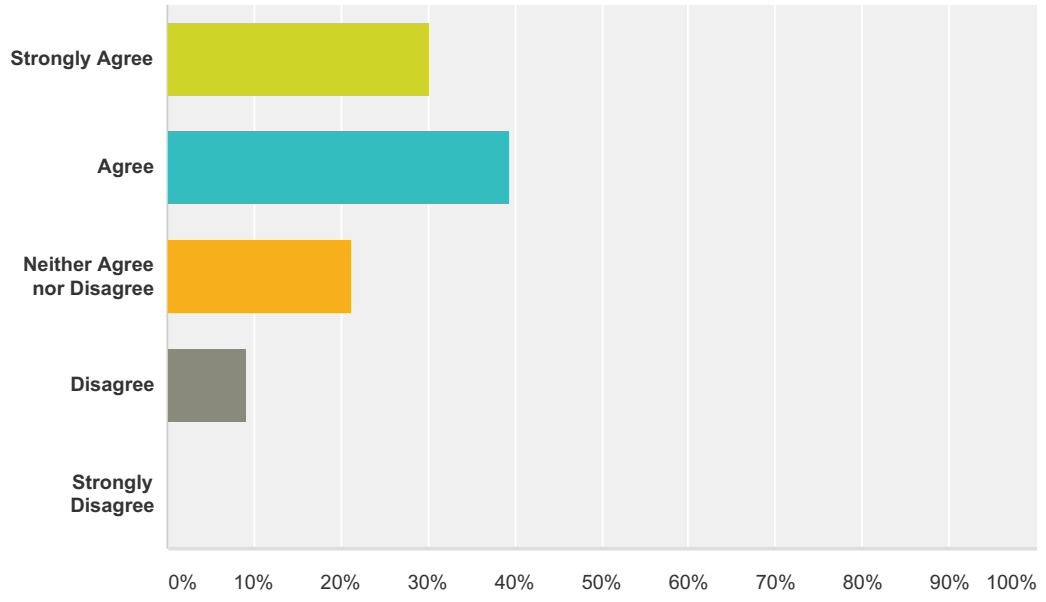
Answered: 33 Skipped: 2



Answer Choices	Responses
Strongly Agree	63.64% 21
Agree	27.27% 9
Neither Agree nor Disagree	3.03% 1
Disagree	6.06% 2
Strongly Disagree	0.00% 0
Total	33

Q31 The district administration and/or Board of Education are responsive to my parental concerns.

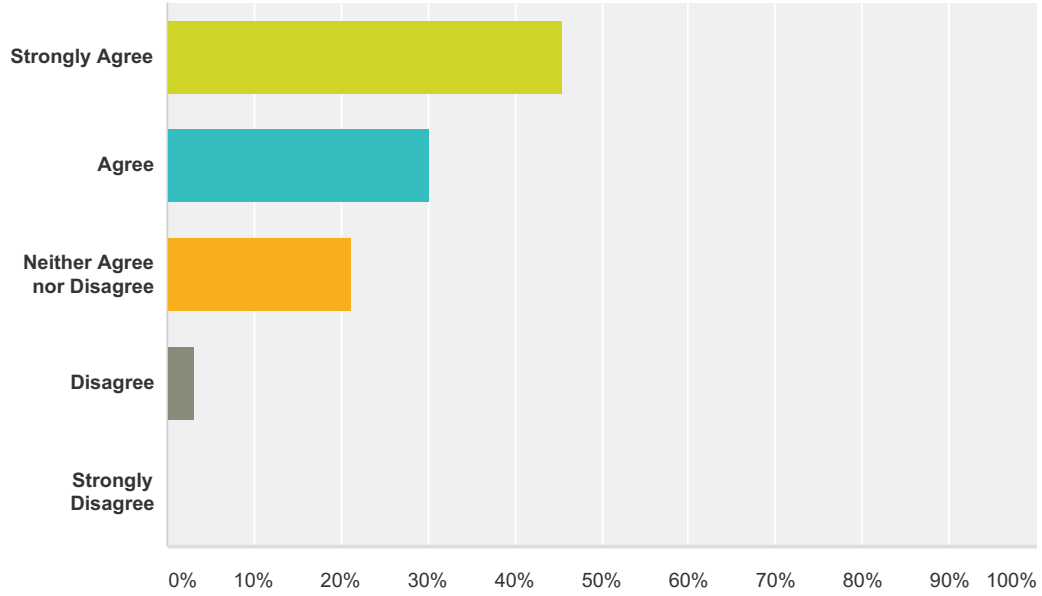
Answered: 33 Skipped: 2



Answer Choices	Responses	
Strongly Agree	30.30%	10
Agree	39.39%	13
Neither Agree nor Disagree	21.21%	7
Disagree	9.09%	3
Strongly Disagree	0.00%	0
Total		33

**Q32 I have sufficient opportunities to
express my opinions or concerns regarding
my child's school.**

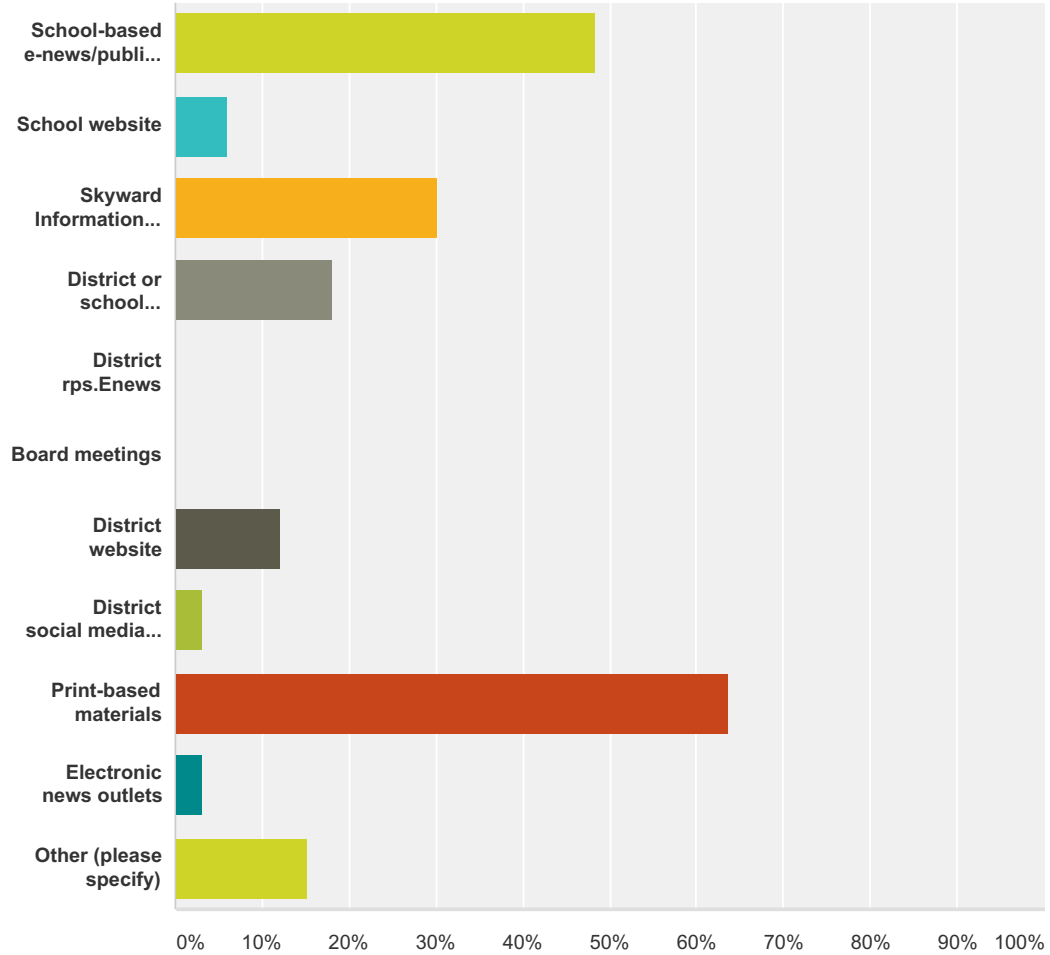
Answered: 33 Skipped: 2



Answer Choices	Responses
Strongly Agree	45.45% 15
Agree	30.30% 10
Neither Agree nor Disagree	21.21% 7
Disagree	3.03% 1
Strongly Disagree	0.00% 0
Total	33

Q33 How do you receive most of your school-related information? (Check all that apply.)

Answered: 33 Skipped: 2



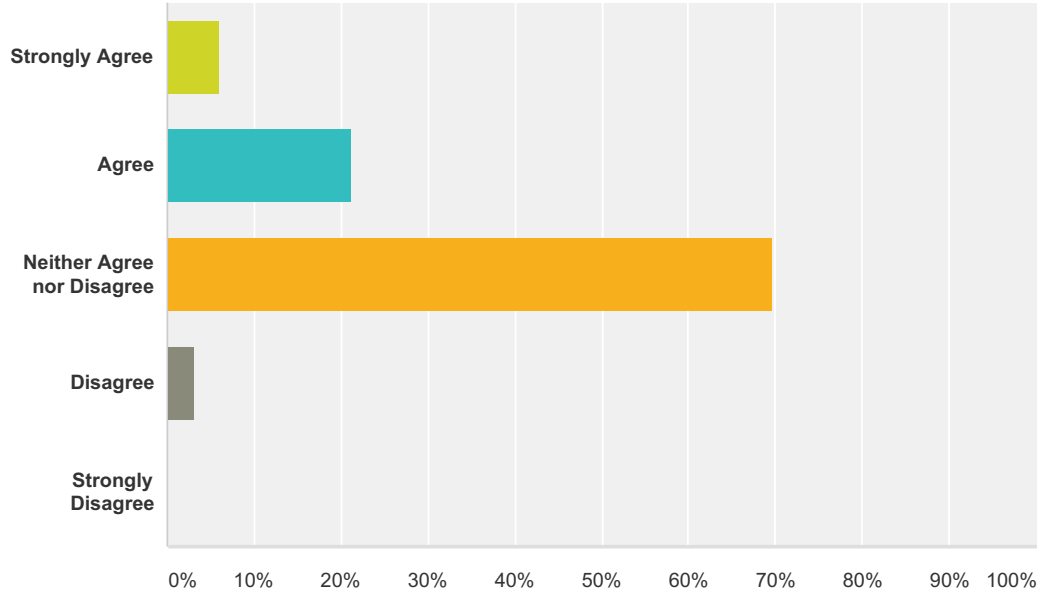
Answer Choices	Responses
School-based e-news/publications	48.48% 16
School website	6.06% 2
Skyward Information System	30.30% 10
District or school e-blasts/robo calls	18.18% 6
District rps.Enews	0.00% 0
Board meetings	0.00% 0
District website	12.12% 4
District social media (Facebook page or Twitter feed)	3.03% 1
Print-based materials	63.64% 21

2014-2015 Parent / Guardian Survey:
Glen School - R.E.D. Program

Electronic news outlets	3.03%	1
Other (please specify)	15.15%	5
Total Respondents: 33		

Q34 The district website is a useful source for all I need to know about the Ridgewood Public Schools.

Answered: 33 Skipped: 2



Answer Choices	Responses
Strongly Agree	6.06% 2
Agree	21.21% 7
Neither Agree nor Disagree	69.70% 23
Disagree	3.03% 1
Strongly Disagree	0.00% 0
Total	33