

PARENT/GUARDIAN SURVEY 2014-2015: GEORGE WASHINGTON MIDDLE SCHOOL

Results of the May 2015 survey for George Washington Middle School

Ridgewood

Public

Schools



Dear Parent or Guardian,

This past May district parents and guardians were asked to fill out a comprehensive survey on topics related to our schools and your children's education. The results of the survey for your school are presented here.

These results present an important summary that we will use as a resource for making your school and the district the best they can be.

Thank you to all who took the time to complete the survey. We appreciate your feedback and hope you enjoy reading the following report.

The Ridgewood Board of Education
Sheila Brogan, President
Vincent Loncto, Vice President
Christina Krauss
Michele Lenhard
James Morgan

Superintendent of Schools
Daniel Fishbein

How to read this report

The data in this report reflect survey results for your school only. A link to the results for the whole district is also provided below.

Please note that not all parents participated in the survey. Your school's participation rate is noted below, along with the overall district participation rate.

How was the survey conducted?

The survey was conducted via email from May 5-15, 2015 using SurveyMonkey software. Email invitations with private survey links were sent to all district parents and guardians with email addresses on file. Survey respondents participated on a secure survey website. Only one response was allowed for each email address. The survey was completely anonymous.

Numerical data were compiled and charts were created using SurveyMonkey. District data were compiled from the grade-level surveys by members of the Ridgewood Public Schools Information Technology Department. The superintendent, administrators and school board members reviewed the data and all comments.

What were the results for the whole district?

A total of 7,786 emails were sent; 2773 parents or guardians filled out surveys, representing a 35.6% participation rate. [Click here](#) for a summary of the district survey data for 2014-2015.

How many parents and guardians participated in your school's 2014-2015 survey?

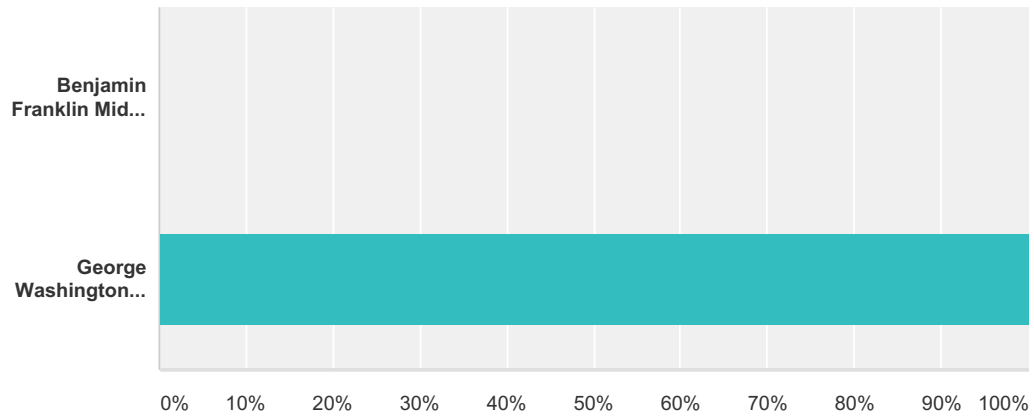
As of 5.31.15	# Enrolled Students	# Emails on File	# Survey Responses	Participation Rate
GWMS	656	983	336	34.2%
In-District	5682	7786	2773	35.6%

How will these survey results be used?

Complete survey results have been provided to your school's principal, as well as the central administration and the Ridgewood Board of Education. The data will be used as one of several resources for the ongoing review and refinement of the programs of the Ridgewood Public Schools.

Q1 Our records show that your child attends a Ridgewood middle school. The questions in this survey should be answered with this school in mind, for your youngest child attending this school. Which middle school does your child attend?

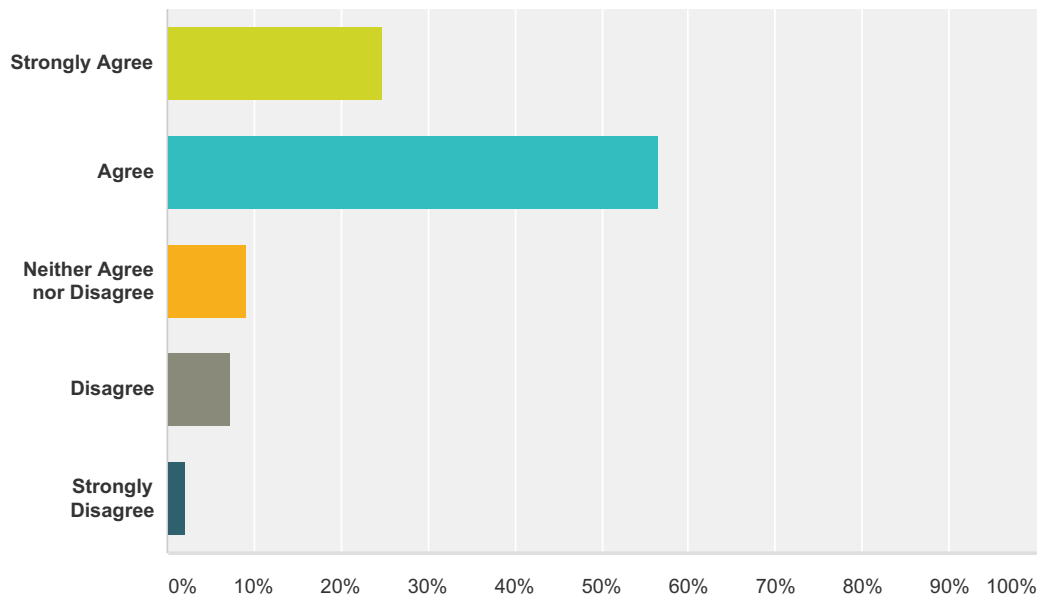
Answered: 336 Skipped: 0



Answer Choices	Responses
Benjamin Franklin Middle School	0.00% 0
George Washington Middle School	100.00% 336
Total	336

Q2 I am satisfied with the overall quality of my child's education.

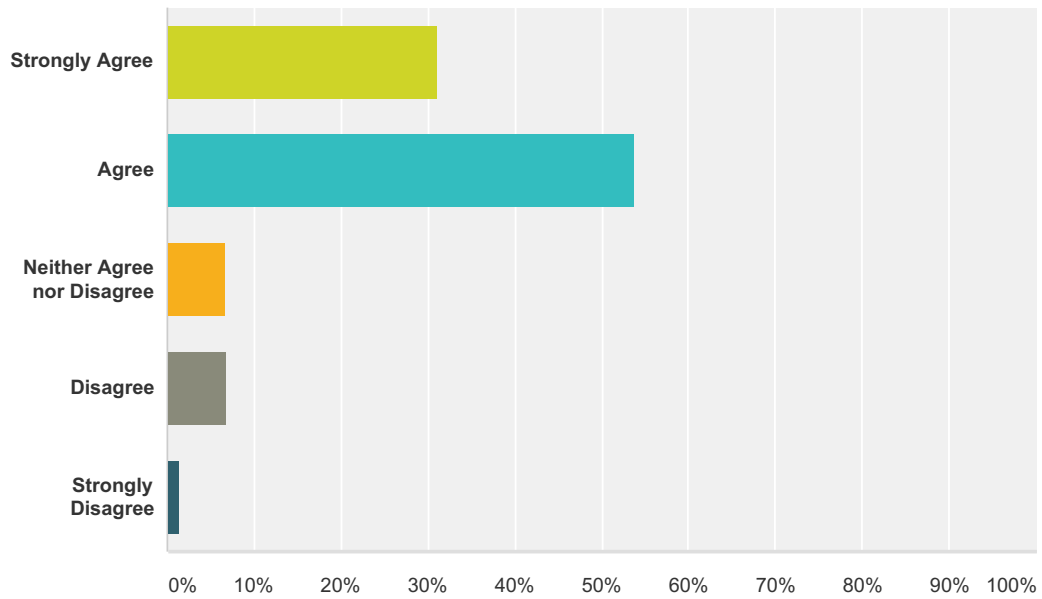
Answered: 329 Skipped: 7



Answer Choices	Responses	Count
Strongly Agree	24.92%	82
Agree	56.53%	186
Neither Agree nor Disagree	9.12%	30
Disagree	7.29%	24
Strongly Disagree	2.13%	7
Total		329

Q3 My child likes going to school.

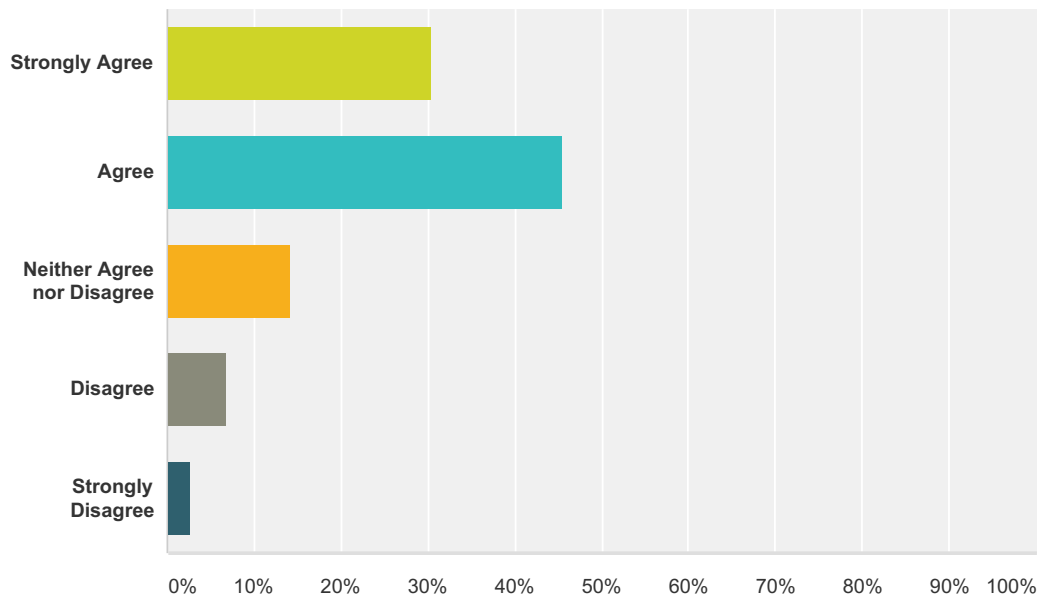
Answered: 329 Skipped: 7



Answer Choices	Responses
Strongly Agree	31.00% 102
Agree	53.80% 177
Neither Agree nor Disagree	6.69% 22
Disagree	6.99% 23
Strongly Disagree	1.52% 5
Total	329

Q4 I would recommend my child's school to other parents.

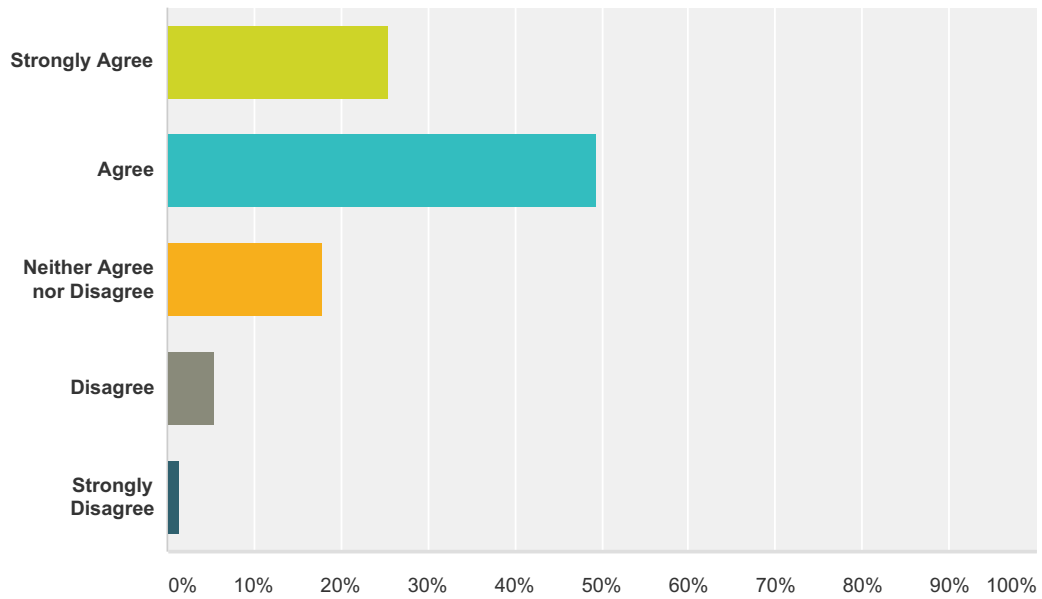
Answered: 329 Skipped: 7



Answer Choices	Responses	
Strongly Agree	30.40%	100
Agree	45.59%	150
Neither Agree nor Disagree	14.29%	47
Disagree	6.99%	23
Strongly Disagree	2.74%	9
Total		329

Q5 I feel welcome in my child's school.

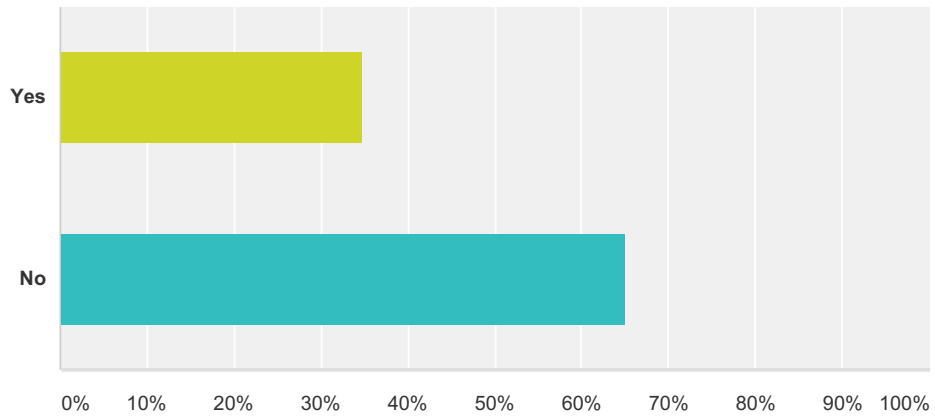
Answered: 329 Skipped: 7



Answer Choices	Responses
Strongly Agree	25.53% 84
Agree	49.54% 163
Neither Agree nor Disagree	17.93% 59
Disagree	5.47% 18
Strongly Disagree	1.52% 5
Total	329

**Q6 I would like to be more involved in my
child's school.**

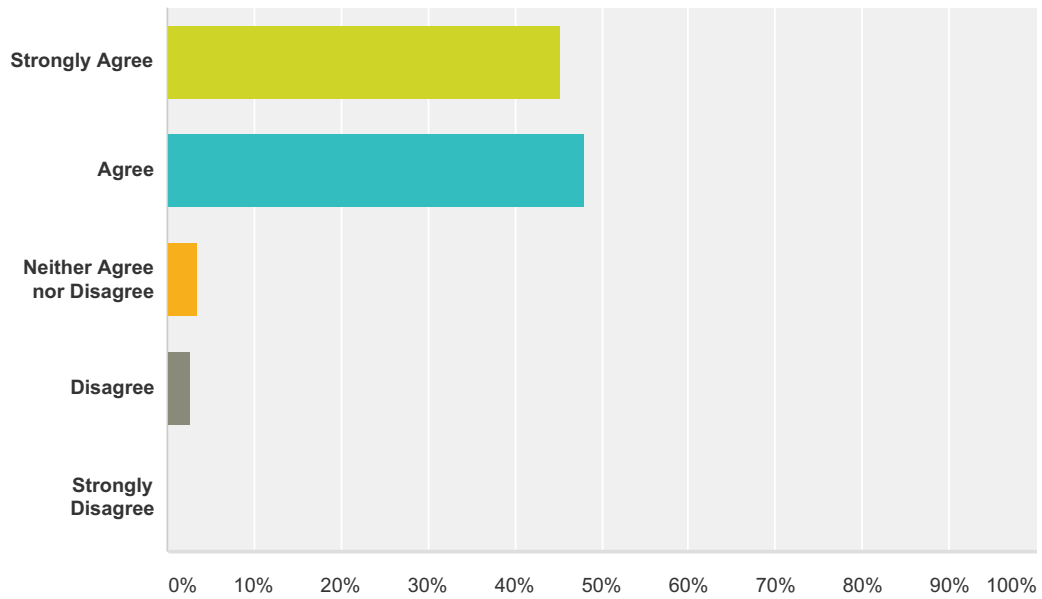
Answered: 329 Skipped: 7



Answer Choices	Responses
Yes	34.95% 115
No	65.05% 214
Total	329

Q7 My child feels safe at school.

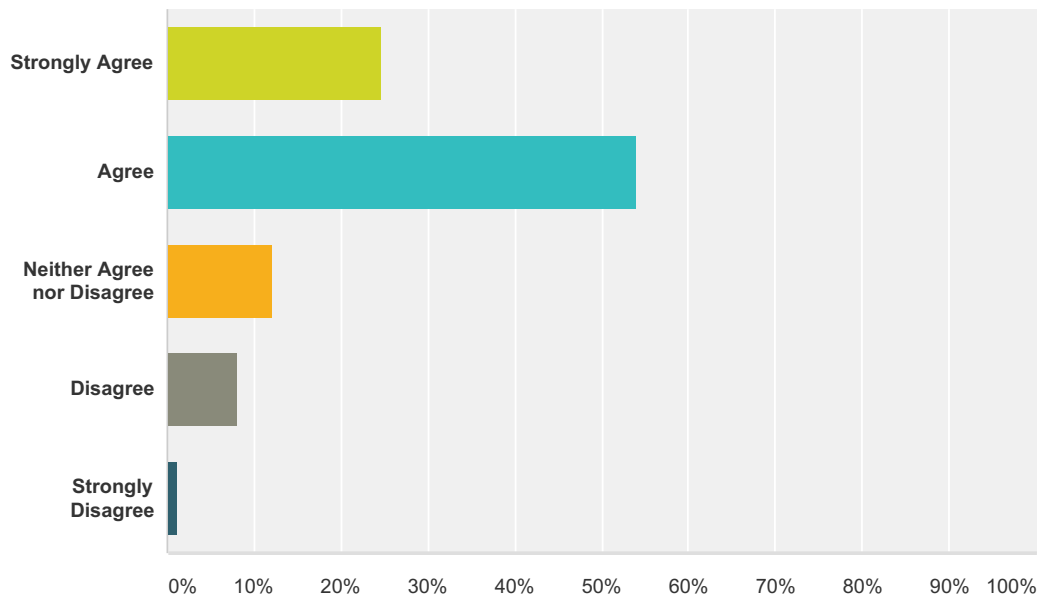
Answered: 329 Skipped: 7



Answer Choices	Responses	
Strongly Agree	45.29%	149
Agree	48.02%	158
Neither Agree nor Disagree	3.65%	12
Disagree	2.74%	9
Strongly Disagree	0.30%	1
Total		329

Q9 I am satisfied with the academic progress of my child.

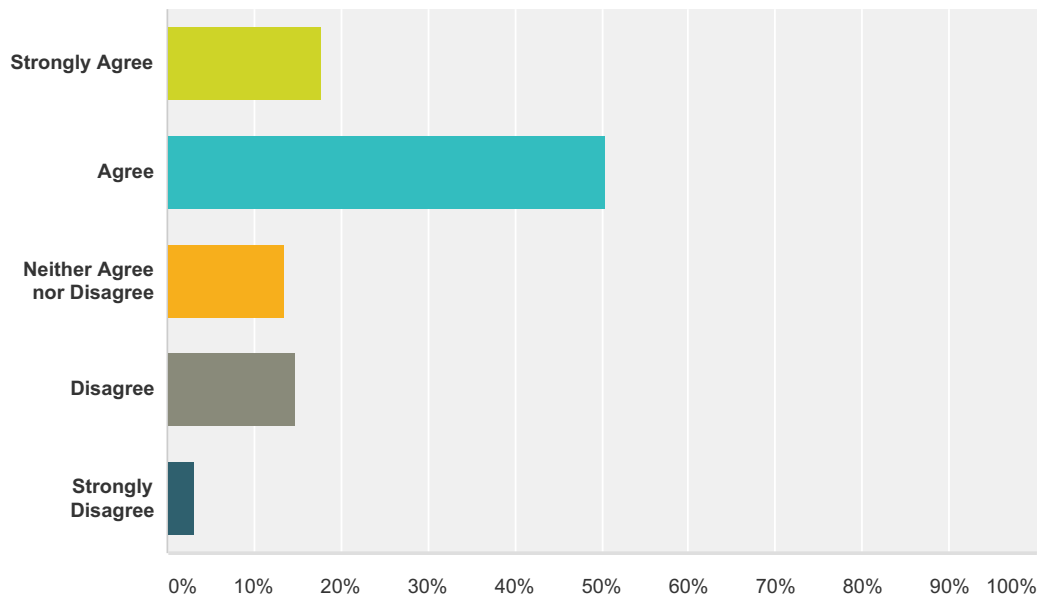
Answered: 322 Skipped: 14



Answer Choices	Responses
Strongly Agree	24.53% 79
Agree	54.04% 174
Neither Agree nor Disagree	12.11% 39
Disagree	8.07% 26
Strongly Disagree	1.24% 4
Total	322

Q10 The academic challenge for my child is appropriate.

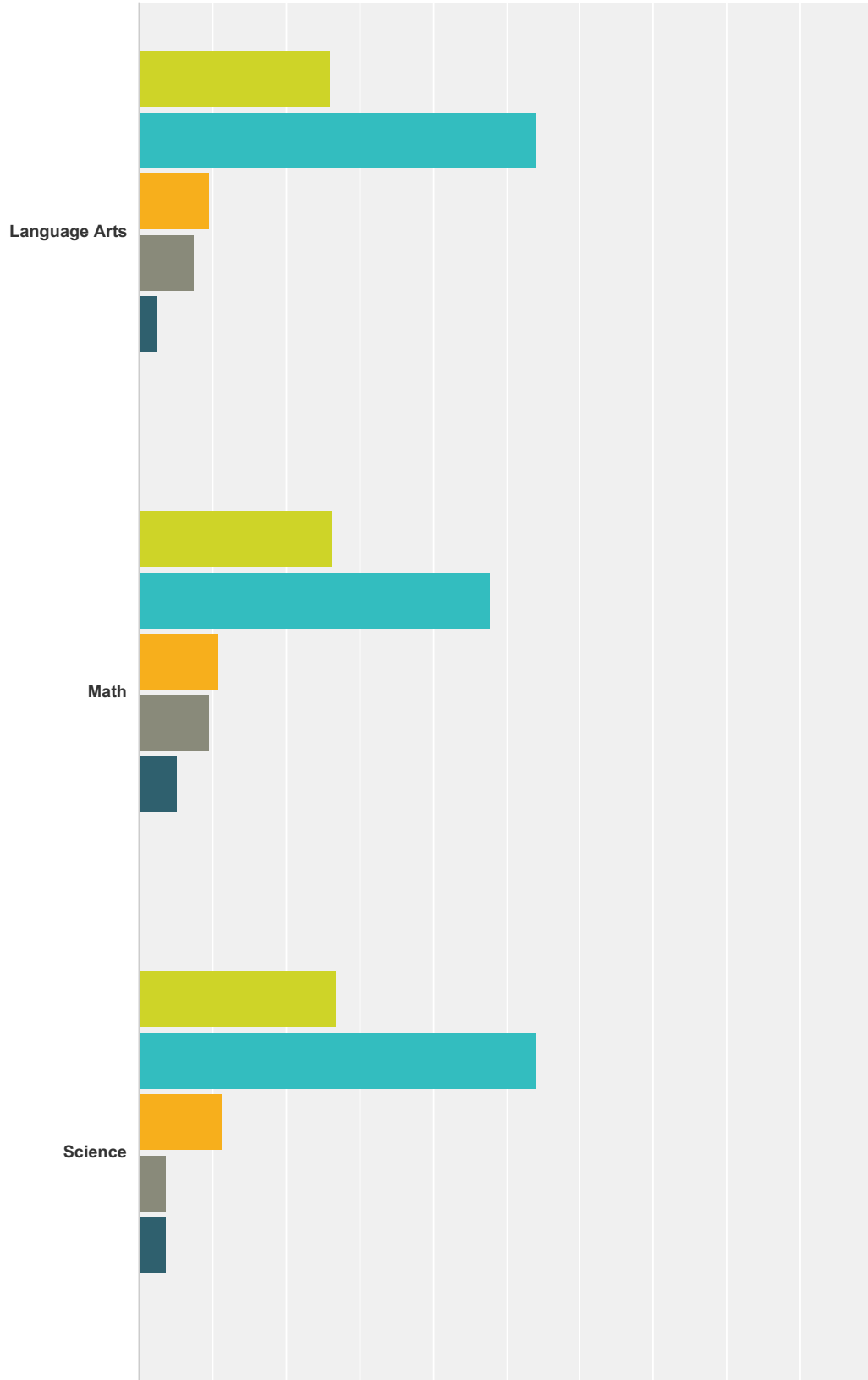
Answered: 322 Skipped: 14



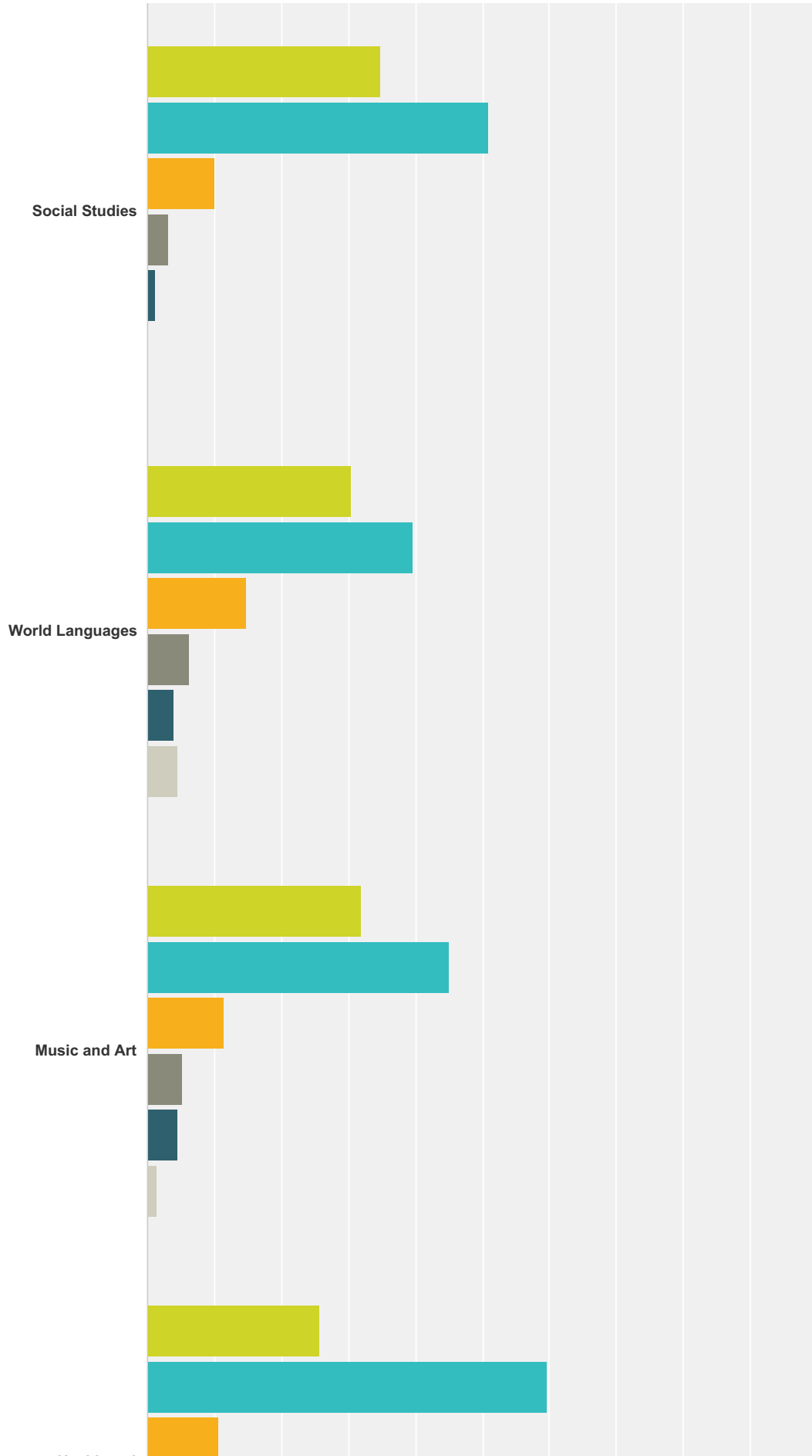
Answer Choices	Responses
Strongly Agree	17.70% 57
Agree	50.62% 163
Neither Agree nor Disagree	13.66% 44
Disagree	14.91% 48
Strongly Disagree	3.11% 10
Total	322

**Q11 Please indicate your satisfaction with
the following programs at your child's
school.**

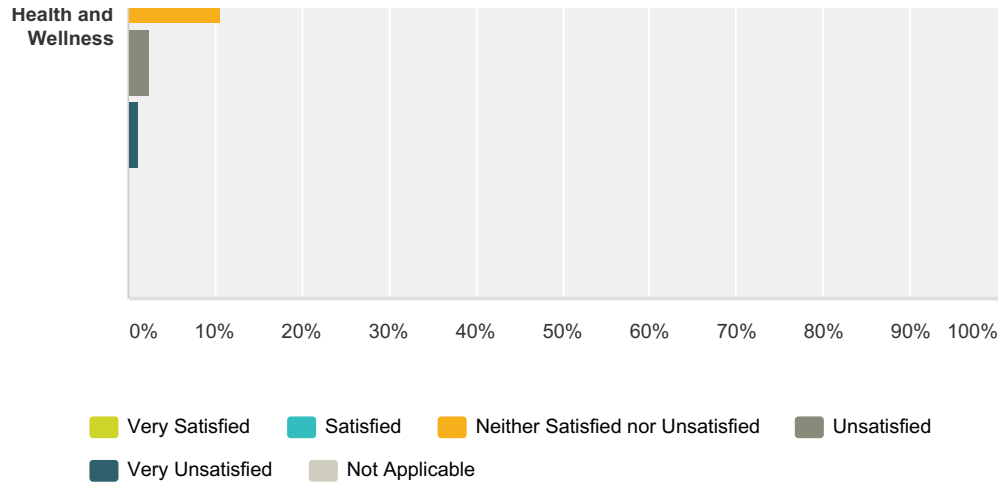
Answered: 322 Skipped: 14



2014-2015 Parent / Guardian Survey:
Middle School



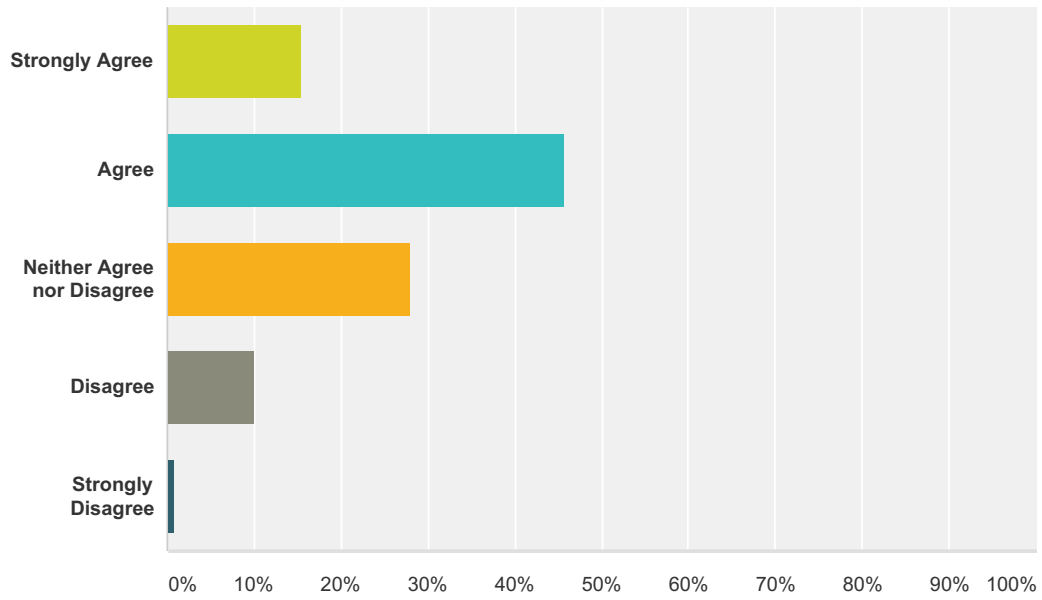
2014-2015 Parent / Guardian Survey: Middle School



	Very Satisfied	Satisfied	Neither Satisfied nor Unsatisfied	Unsatisfied	Very Unsatisfied	Not Applicable	Total
Language Arts	26.09% 84	54.04% 174	9.63% 31	7.45% 24	2.48% 8	0.31% 1	322
Math	26.40% 85	47.83% 154	10.87% 35	9.63% 31	5.28% 17	0.00% 0	322
Science	27.02% 87	54.04% 174	11.49% 37	3.73% 12	3.73% 12	0.00% 0	322
Social Studies	34.78% 112	50.93% 164	9.94% 32	3.11% 10	1.24% 4	0.00% 0	322
World Languages	30.43% 98	39.75% 128	14.91% 48	6.21% 20	4.04% 13	4.66% 15	322
Music and Art	31.99% 103	45.03% 145	11.49% 37	5.28% 17	4.66% 15	1.55% 5	322
Health and Wellness	25.78% 83	59.63% 192	10.56% 34	2.48% 8	1.24% 4	0.31% 1	322

Q12 My child is encouraged to try new things at school.

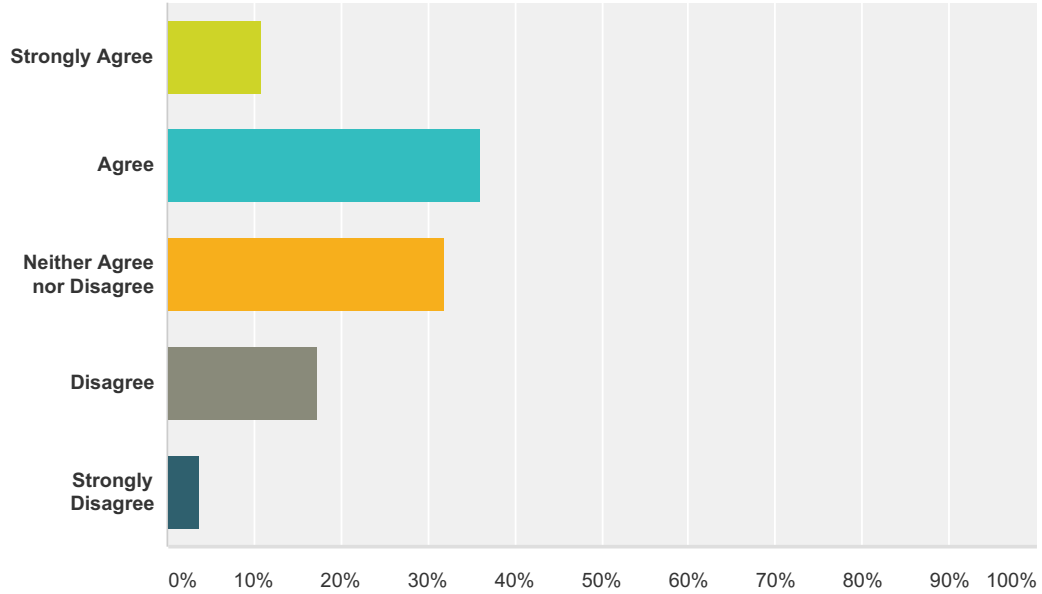
Answered: 322 Skipped: 14



Answer Choices	Responses
Strongly Agree	15.53% 50
Agree	45.65% 147
Neither Agree nor Disagree	27.95% 90
Disagree	9.94% 32
Strongly Disagree	0.93% 3
Total	322

Q13 The school gives me ideas and opportunities to help my child do his/her best.

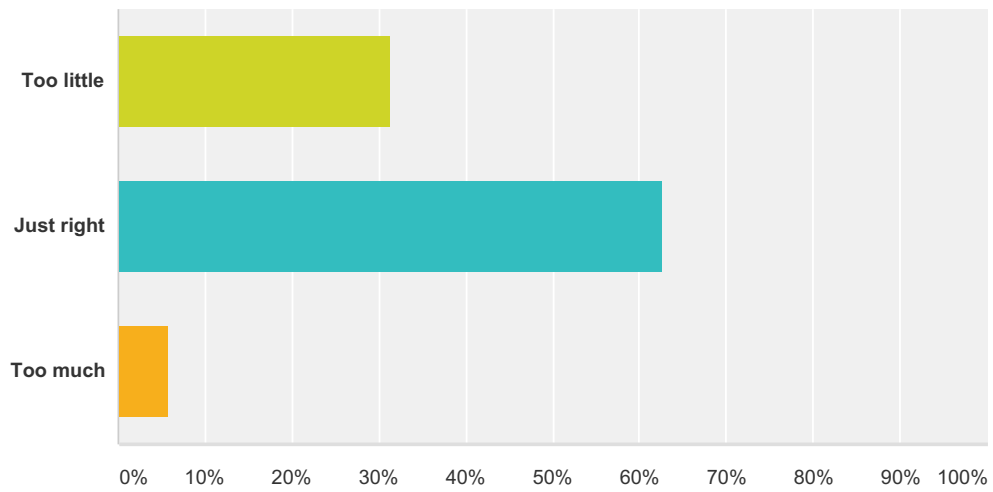
Answered: 322 Skipped: 14



Answer Choices	Responses
Strongly Agree	10.87% 35
Agree	36.02% 116
Neither Agree nor Disagree	31.99% 103
Disagree	17.39% 56
Strongly Disagree	3.73% 12
Total	322

Q14 The amount of homework my child receives is:

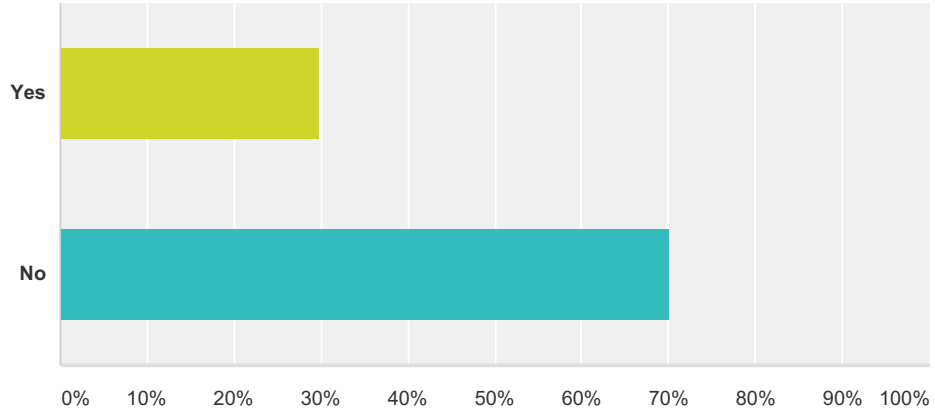
Answered: 322 Skipped: 14



Answer Choices	Responses
Too little	31.37% 101
Just right	62.73% 202
Too much	5.90% 19
Total	322

Q15 I supplement my child's education with professional tutoring in core subjects such as math or reading (other than SAT prep).

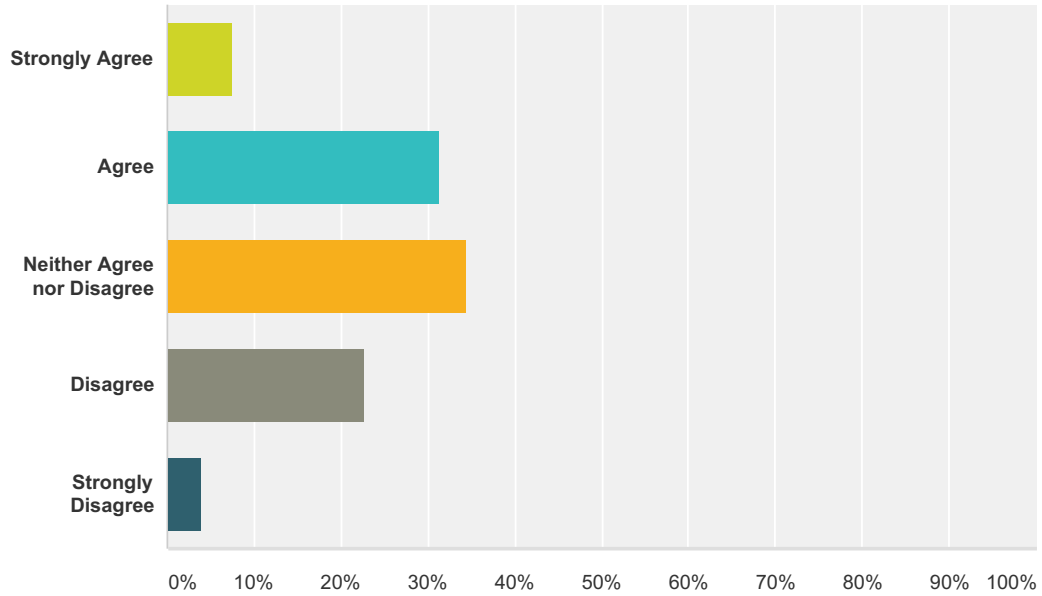
Answered: 322 Skipped: 14



Answer Choices	Responses
Yes	29.81% 96
No	70.19% 226
Total	322

**Q18 I am satisfied with the club and
afterschool opportunities at my child's
school.**

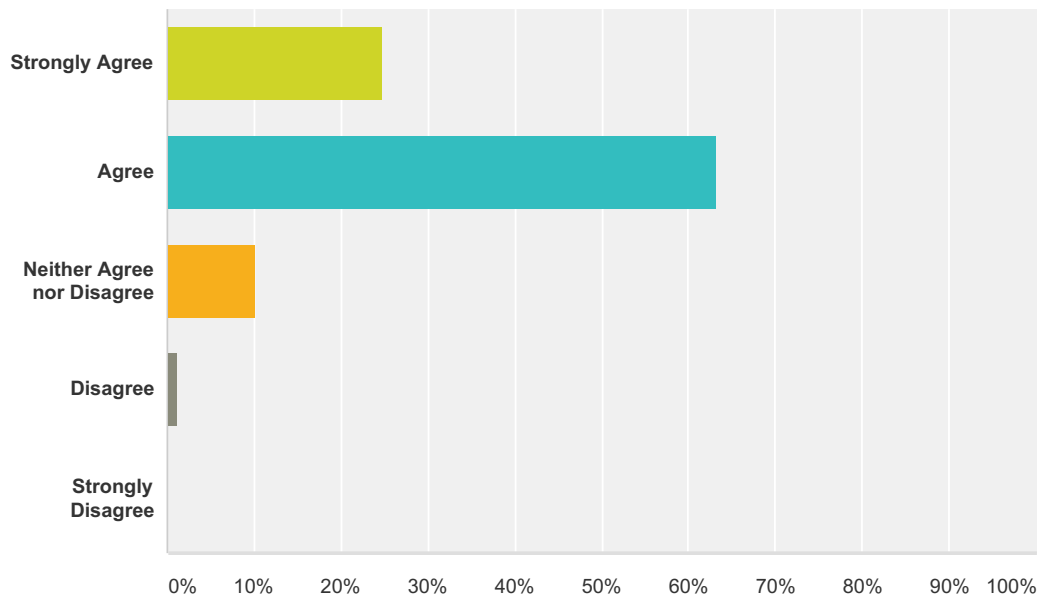
Answered: 322 Skipped: 14



Answer Choices	Responses
Strongly Agree	7.45% 24
Agree	31.37% 101
Neither Agree nor Disagree	34.47% 111
Disagree	22.67% 73
Strongly Disagree	4.04% 13
Total	322

Q23 My child's school is clean and well-maintained.

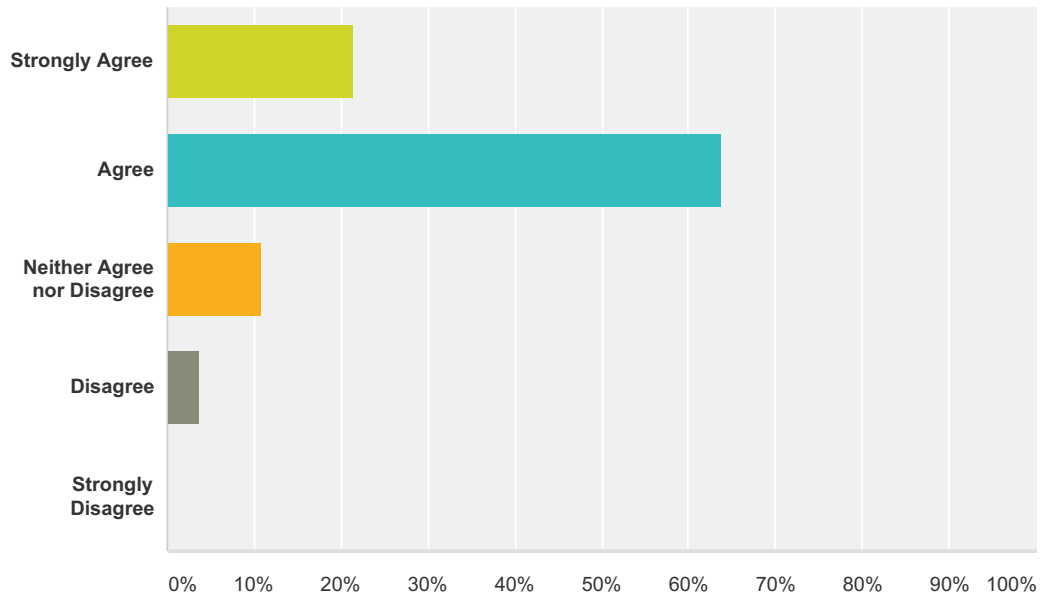
Answered: 321 Skipped: 15



Answer Choices	Responses	
Strongly Agree	24.92%	80
Agree	63.24%	203
Neither Agree nor Disagree	10.28%	33
Disagree	1.25%	4
Strongly Disagree	0.31%	1
Total		321

Q24 I am satisfied with the quality of the physical spaces at my child's school.

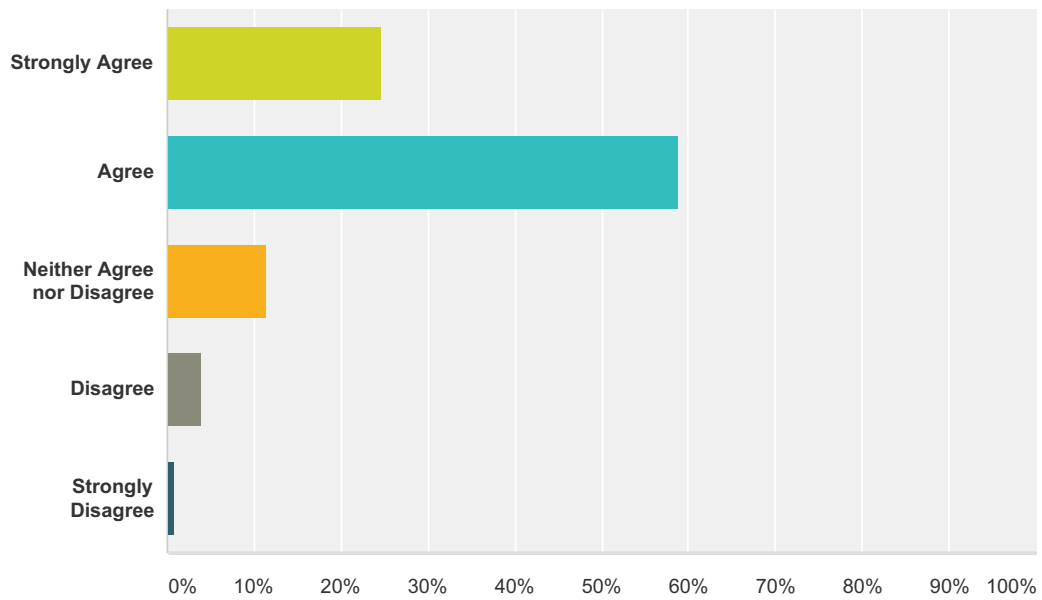
Answered: 321 Skipped: 15



Answer Choices	Responses	
Strongly Agree	21.50%	69
Agree	63.86%	205
Neither Agree nor Disagree	10.90%	35
Disagree	3.74%	12
Strongly Disagree	0.00%	0
Total		321

Q25 The condition/quality of the school's athletic facilities is acceptable.

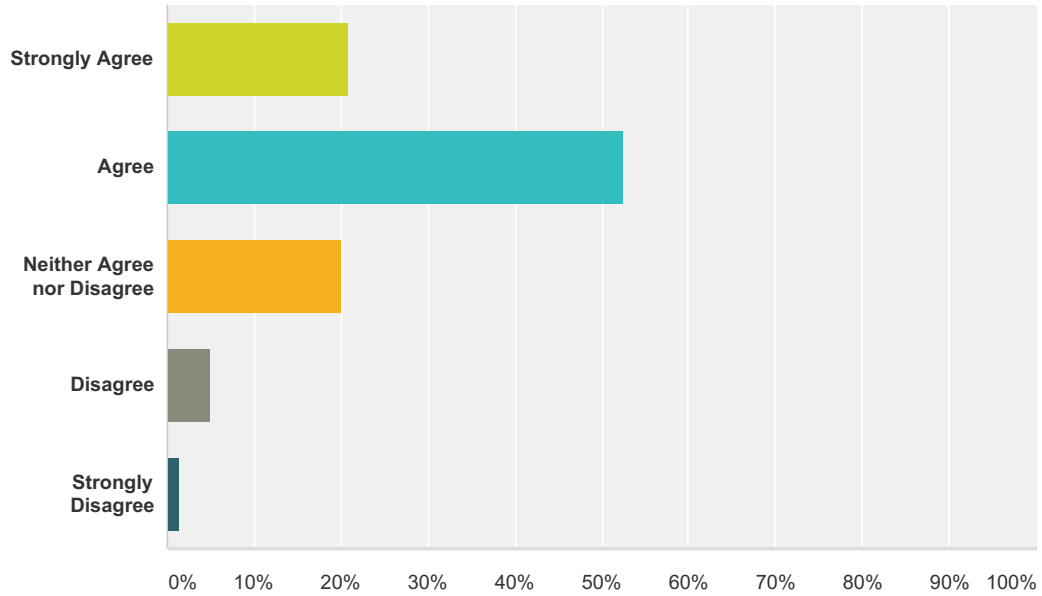
Answered: 321 Skipped: 15



Answer Choices	Responses
Strongly Agree	24.61% 79
Agree	58.88% 189
Neither Agree nor Disagree	11.53% 37
Disagree	4.05% 13
Strongly Disagree	0.93% 3
Total	321

**Q26 The condition/quality of the school's
fine and performing arts spaces is
acceptable.**

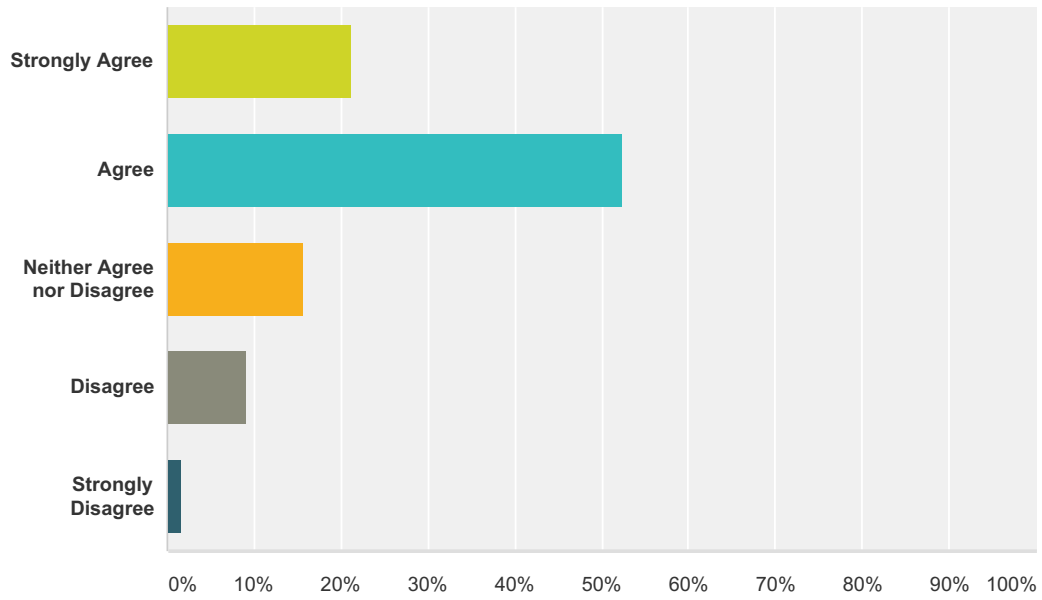
Answered: 321 Skipped: 15



Answer Choices	Responses
Strongly Agree	20.87% 67
Agree	52.65% 169
Neither Agree nor Disagree	19.94% 64
Disagree	4.98% 16
Strongly Disagree	1.56% 5
Total	321

Q28 I feel well-informed about the school's programs, services and activities.

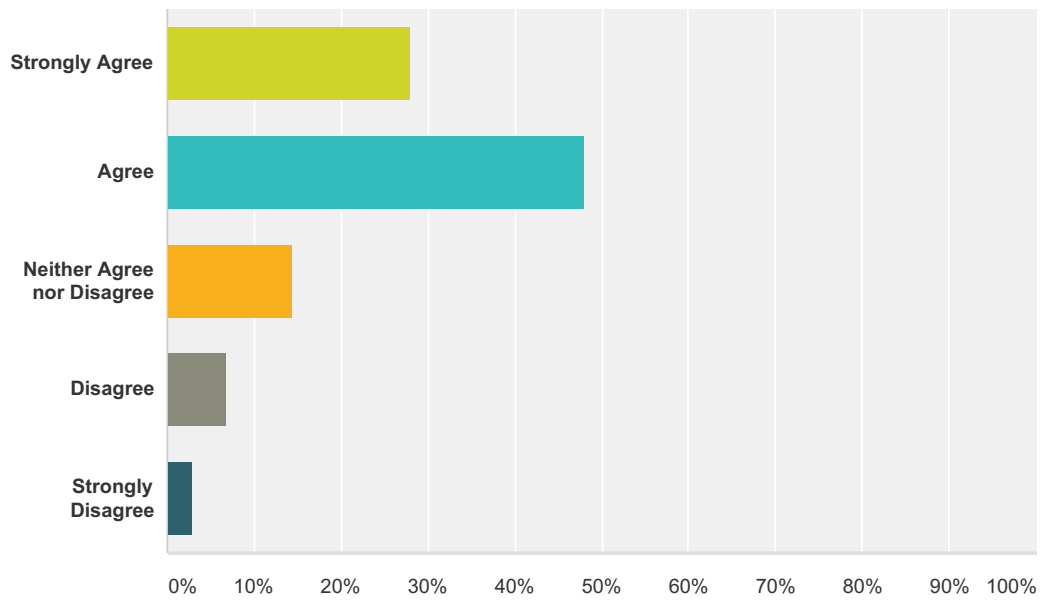
Answered: 319 Skipped: 17



Answer Choices	Responses
Strongly Agree	21.32% 68
Agree	52.35% 167
Neither Agree nor Disagree	15.67% 50
Disagree	9.09% 29
Strongly Disagree	1.57% 5
Total	319

Q29 The school keeps me informed of my child's progress.

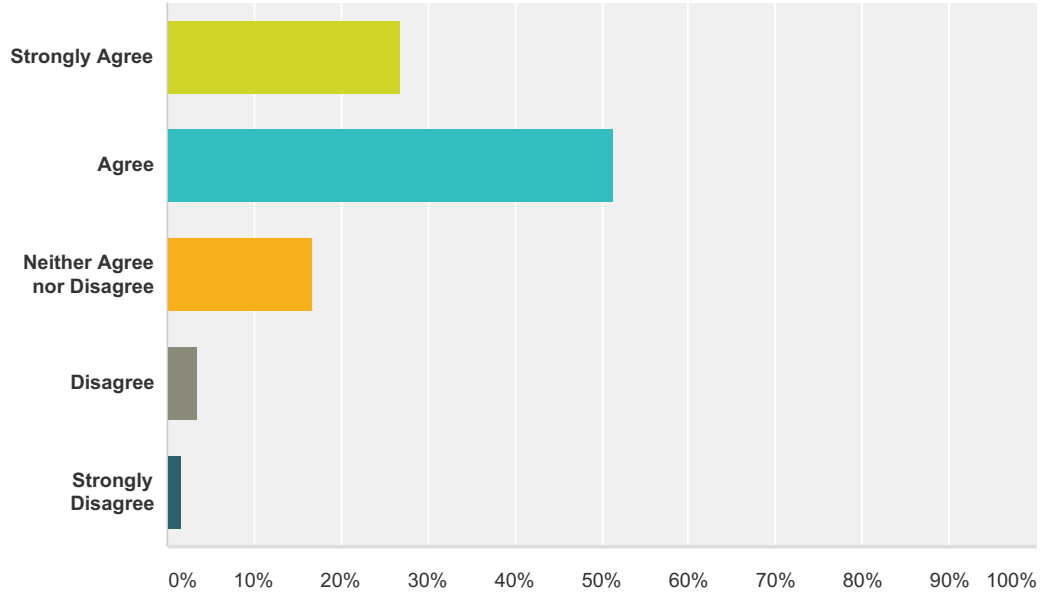
Answered: 319 Skipped: 17



Answer Choices	Responses	Count
Strongly Agree	27.90%	89
Agree	47.96%	153
Neither Agree nor Disagree	14.42%	46
Disagree	6.90%	22
Strongly Disagree	2.82%	9
Total		319

**Q30 School staff members
(teachers/principal) are responsive to my
parental concerns.**

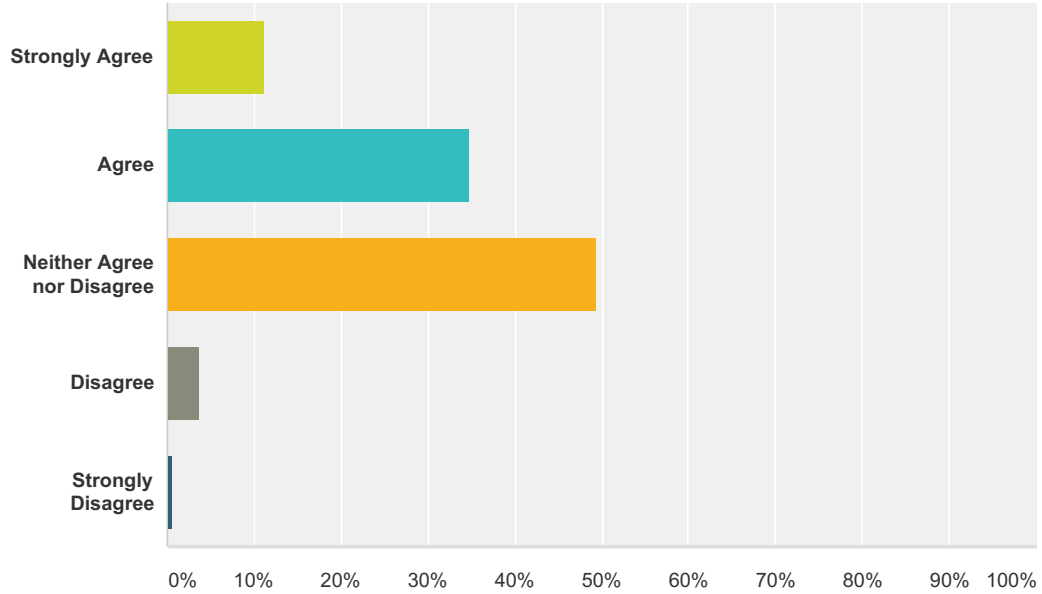
Answered: 319 Skipped: 17



Answer Choices	Responses
Strongly Agree	26.96% 86
Agree	51.41% 164
Neither Agree nor Disagree	16.61% 53
Disagree	3.45% 11
Strongly Disagree	1.57% 5
Total	319

Q31 The district administration and/or Board of Education are responsive to my parental concerns.

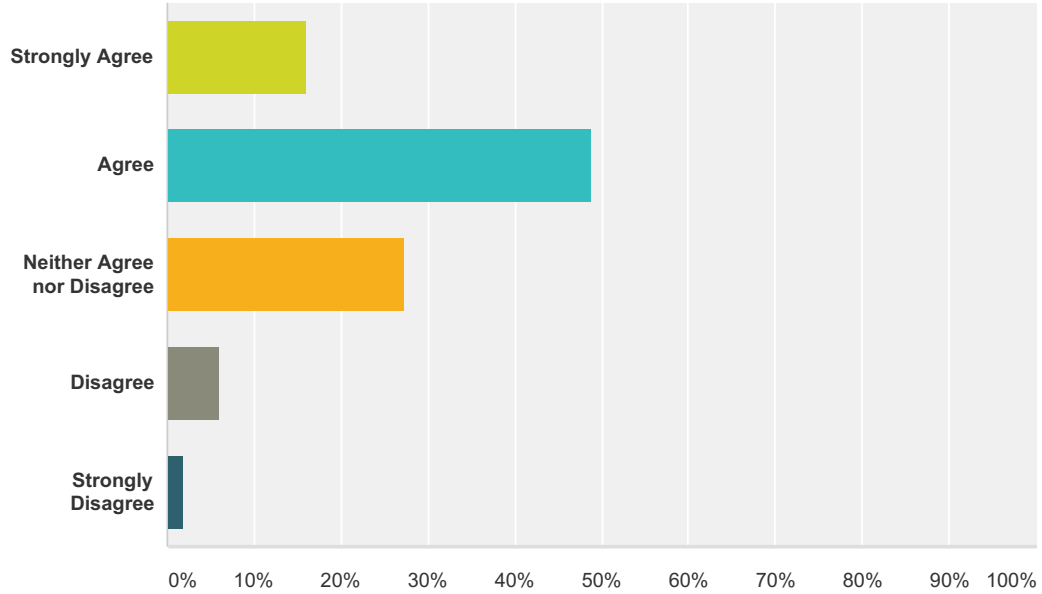
Answered: 319 Skipped: 17



Answer Choices	Responses
Strongly Agree	11.29% 36
Agree	34.80% 111
Neither Agree nor Disagree	49.53% 158
Disagree	3.76% 12
Strongly Disagree	0.63% 2
Total	319

**Q32 I have sufficient opportunities to
express my opinions or concerns regarding
my child's school.**

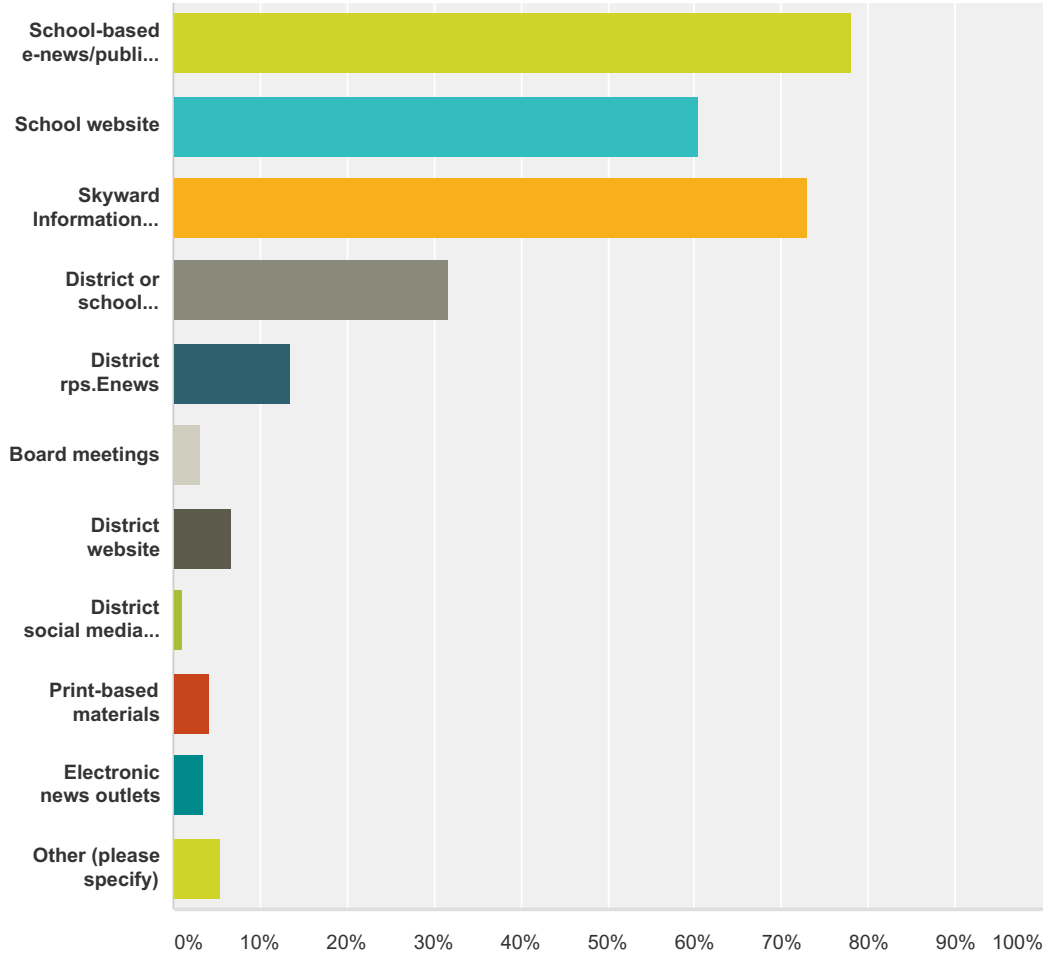
Answered: 319 Skipped: 17



Answer Choices	Responses
Strongly Agree	15.99% 51
Agree	48.90% 156
Neither Agree nor Disagree	27.27% 87
Disagree	5.96% 19
Strongly Disagree	1.88% 6
Total	319

Q33 How do you receive most of your school-related information? (Check all that apply.)

Answered: 319 Skipped: 17



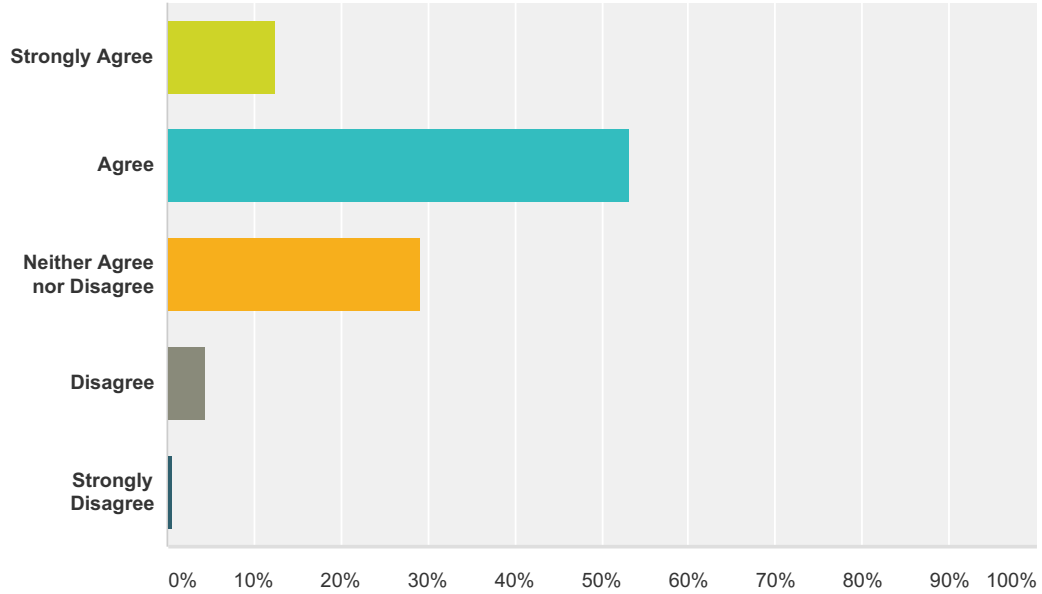
Answer Choices	Responses
School-based e-news/publications	78.06% 249
School website	60.50% 193
Skyward Information System	73.04% 233
District or school e-blasts/robo calls	31.66% 101
District rps.Enews	13.48% 43
Board meetings	3.13% 10
District website	6.58% 21
District social media (Facebook page or Twitter feed)	0.94% 3
Print-based materials	4.08% 13

2014-2015 Parent / Guardian Survey:
Middle School

Electronic news outlets	3.45%	11
Other (please specify)	5.33%	17
Total Respondents: 319		

Q34 The district website is a useful source for all I need to know about the Ridgewood Public Schools.

Answered: 319 Skipped: 17



Answer Choices	Responses
Strongly Agree	12.54% 40
Agree	53.29% 170
Neither Agree nor Disagree	29.15% 93
Disagree	4.39% 14
Strongly Disagree	0.63% 2
Total	319