

PARENT/GUARDIAN SURVEY 2016-2017: BENJAMIN FRANKLIN MIDDLE SCHOOL

Results of the May 2017 survey for Benjamin Franklin Middle School

Ridgewood

Public

Schools



Dear Parent or Guardian,

This past May district parents and guardians were asked to fill out a comprehensive survey on topics related to Ridgewood’s schools and your children’s education. The results of the survey for Benjamin Franklin Middle school are presented here.

These results present an important summary that we will use as a resource for making your school and the district the best they can be.

Thank you to all who took the time to complete the survey. We appreciate your feedback and hope you enjoy reading the following report.

The Ridgewood Board of Education

Vincent Loncto, President

James Morgan, Vice President

Sheila Brogan

Christina Krauss

Jennie Smith Wilson

Superintendent of Schools

Daniel Fishbein

How to read this report

The data in this report reflect survey results for Benjamin Franklin Middle School.

How was the survey conducted?

The survey was conducted via email from May 8-19, 2017 using SurveyMonkey software. Email invitations with private survey links were sent to all district parents and guardians with email addresses on file. Only one response was allowed for each email address. The survey was completely anonymous.

Numerical data were compiled and charts were created using SurveyMonkey. District data were compiled from the grade-level surveys by the Ridgewood Public Schools Information Technology Department. The superintendent, administrators and school board members reviewed the data and all comments.

What were the results for the whole district?

A total of 8,120 valid emails were sent; 2498 parents or guardians competed or partially completed the surveys, representing a 30.8 percent participation rate. [Click here](#) for a summary of the district data for the 2017 survey.

Full results for the individual schools may be found on the website of the Ridgewood Public Schools at www.ridgewood.k12.nj.us.

How many parents and guardians participated in your school’s 2016-2017 survey?

As of 5.01.17	# Enrolled Students	# Emails Sent*	# Survey Responses	Participation Rate
BFMS	712	1251	335	26.8%
In-District	5690	8183 (8120 valid)	2498	30.8%

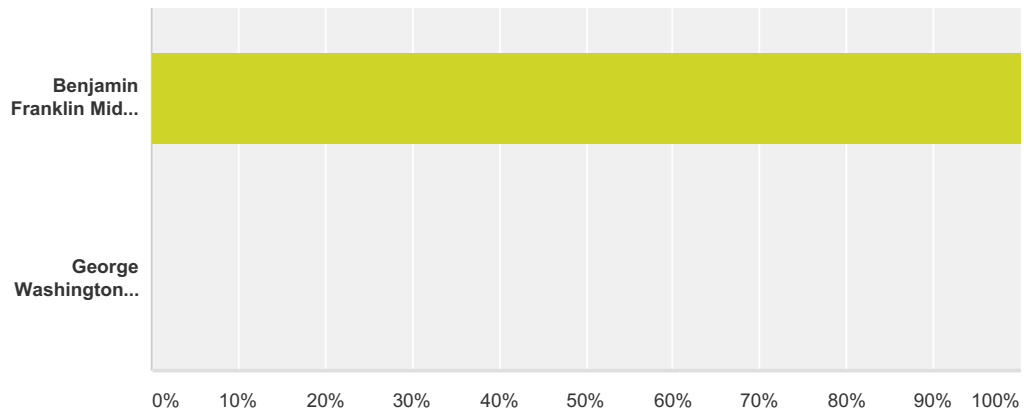
*Includes bounced emails

How will these survey results be used?

Complete survey results have been provided to your school’s principal, the central administration and the Ridgewood Board of Education. The data will be used as one of several resources for the ongoing review and refinement of the programs and practices of the Ridgewood Public Schools.

Q1 Our records show that your child attends a Ridgewood middle school. The questions in this survey should be answered about this school, with your youngest child attending this school in mind. Which middle school does your child attend?

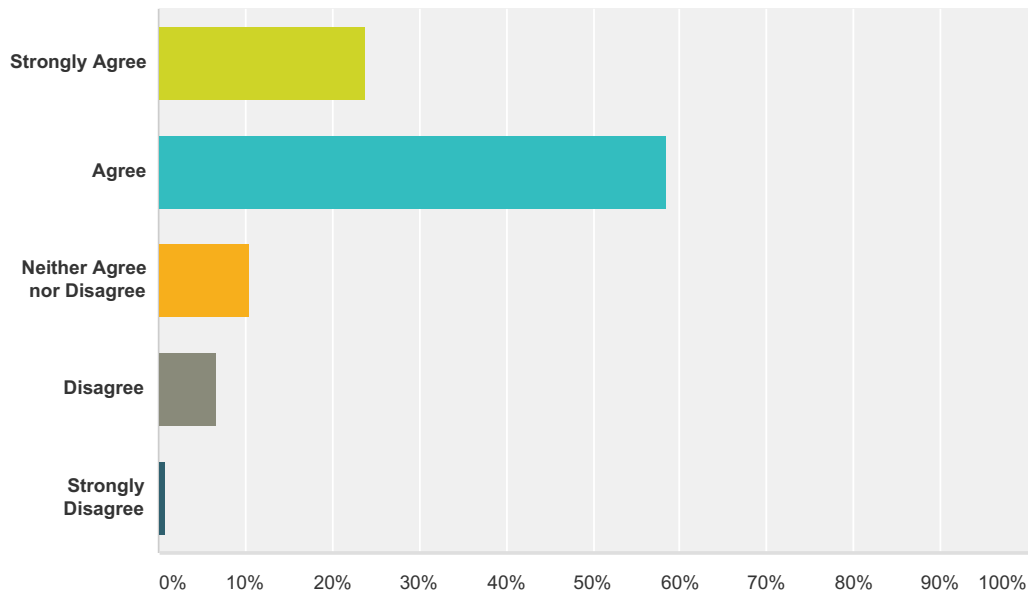
Answered: 335 Skipped: 0



Answer Choices	Responses
Benjamin Franklin Middle School	100.00% 335
George Washington Middle School	0.00% 0
Total	335

Q2 I am satisfied with the overall quality of my child's education.

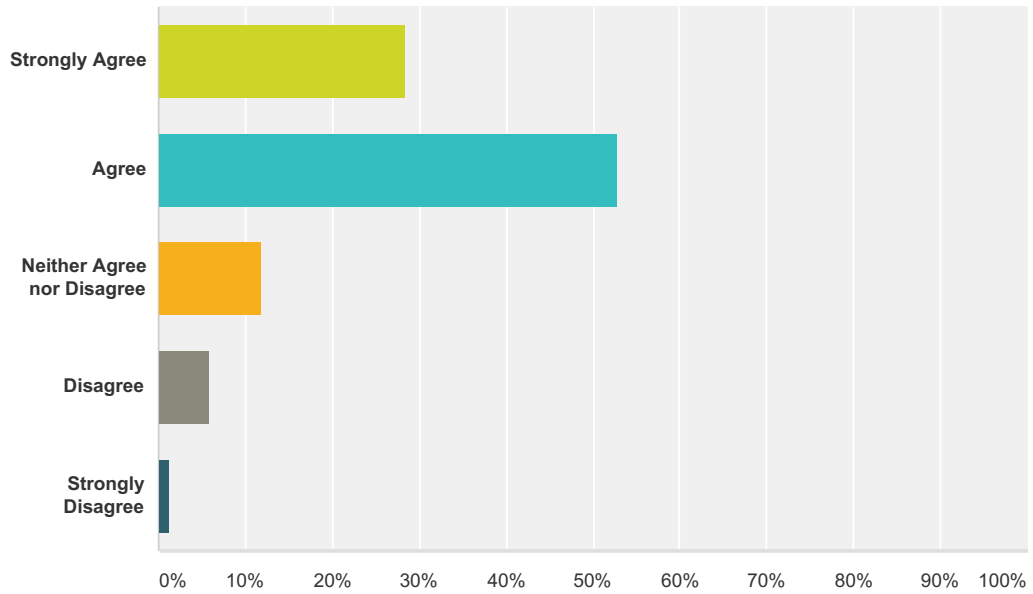
Answered: 329 Skipped: 6



Answer Choices	Responses
Strongly Agree	23.71% 78
Agree	58.36% 192
Neither Agree nor Disagree	10.33% 34
Disagree	6.69% 22
Strongly Disagree	0.91% 3
Total	329

Q3 My child likes going to school.

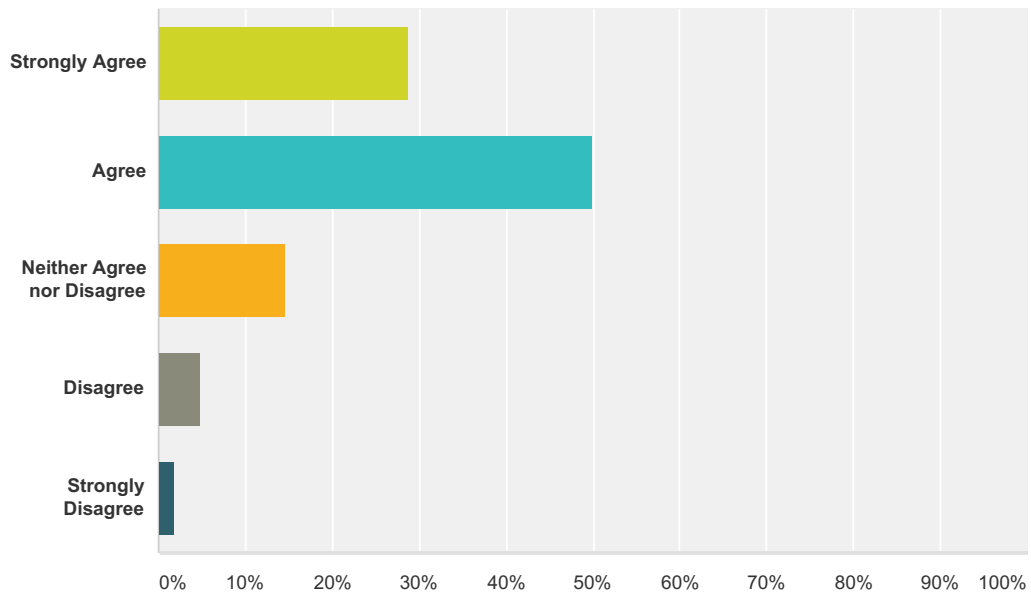
Answered: 328 Skipped: 7



Answer Choices	Responses
Strongly Agree	28.35% 93
Agree	52.74% 173
Neither Agree nor Disagree	11.89% 39
Disagree	5.79% 19
Strongly Disagree	1.22% 4
Total	328

Q4 I would recommend my child's school to other parents.

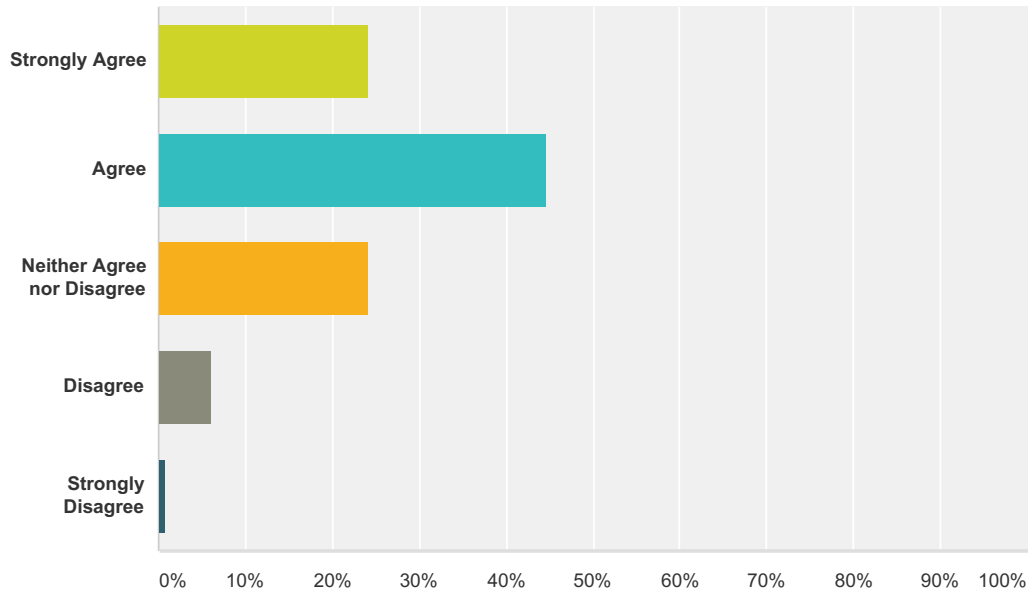
Answered: 327 Skipped: 8



Answer Choices	Responses	
Strongly Agree	28.75%	94
Agree	49.85%	163
Neither Agree nor Disagree	14.68%	48
Disagree	4.89%	16
Strongly Disagree	1.83%	6
Total		327

Q5 I feel welcome in my child's school.

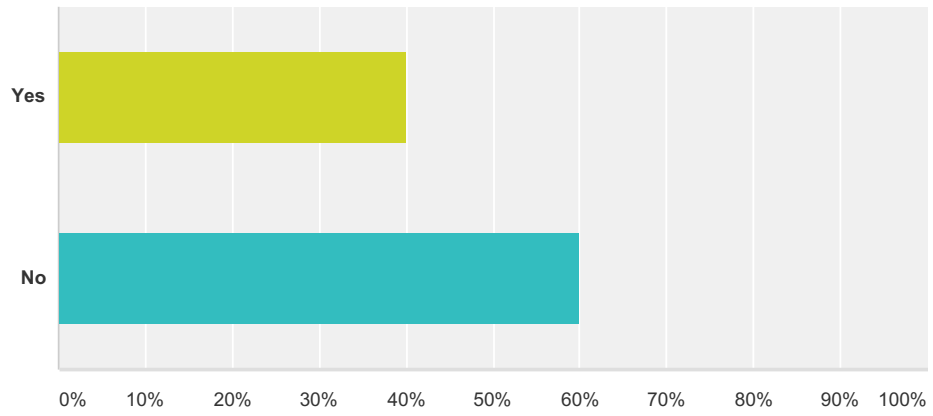
Answered: 327 Skipped: 8



Answer Choices	Responses
Strongly Agree	24.16% 79
Agree	44.65% 146
Neither Agree nor Disagree	24.16% 79
Disagree	6.12% 20
Strongly Disagree	0.92% 3
Total	327

Q6 I would like to be more involved in my child's school.

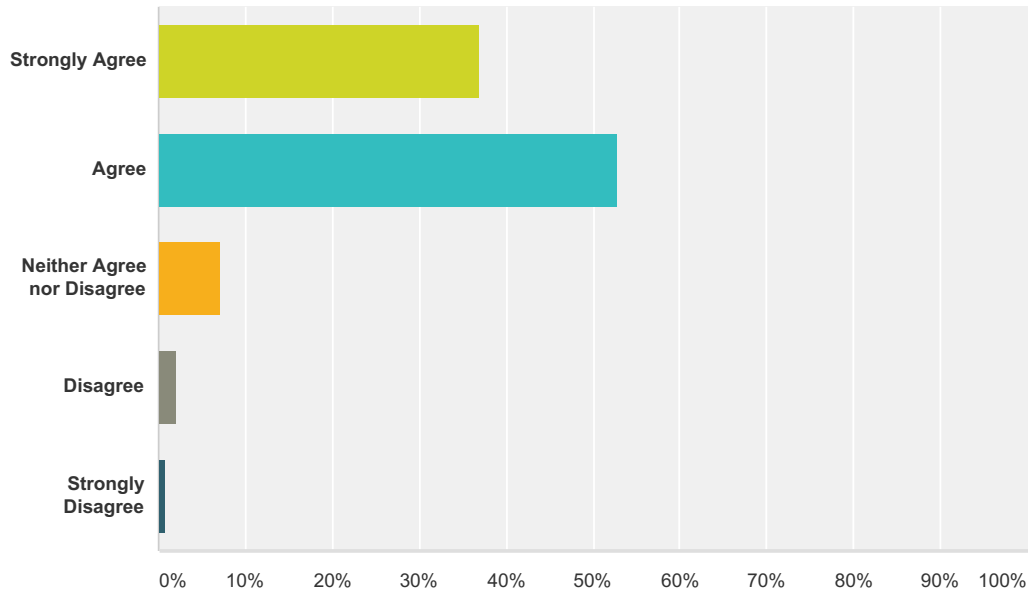
Answered: 325 Skipped: 10



Answer Choices	Responses	
Yes	40.00%	130
No	60.00%	195
Total		325

Q7 My child feels safe at school.

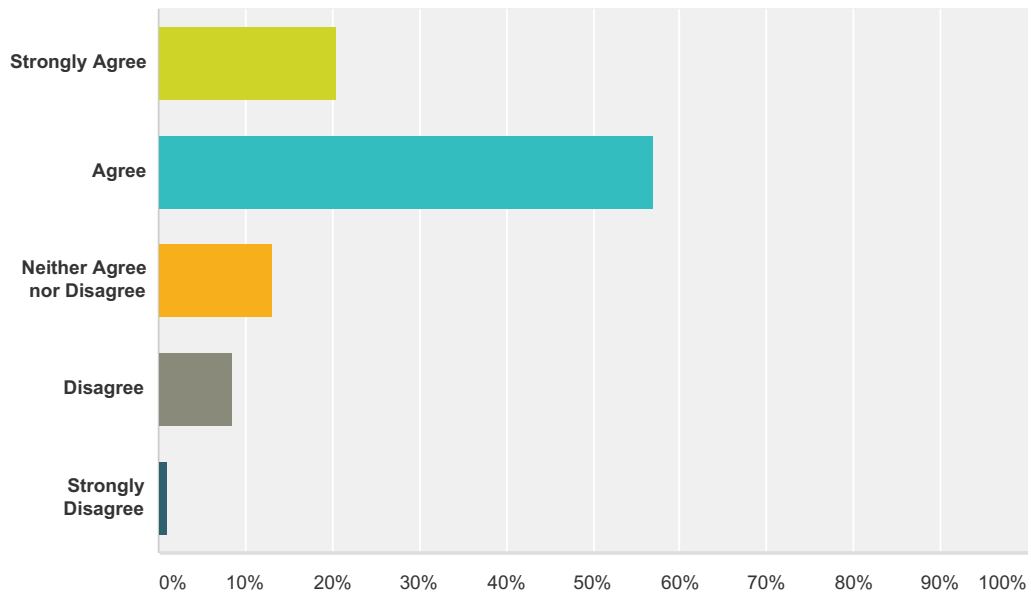
Answered: 324 Skipped: 11



Answer Choices	Responses	
Strongly Agree	37.04%	120
Agree	52.78%	171
Neither Agree nor Disagree	7.10%	23
Disagree	2.16%	7
Strongly Disagree	0.93%	3
Total		324

Q9 I am satisfied with the academic progress of my child.

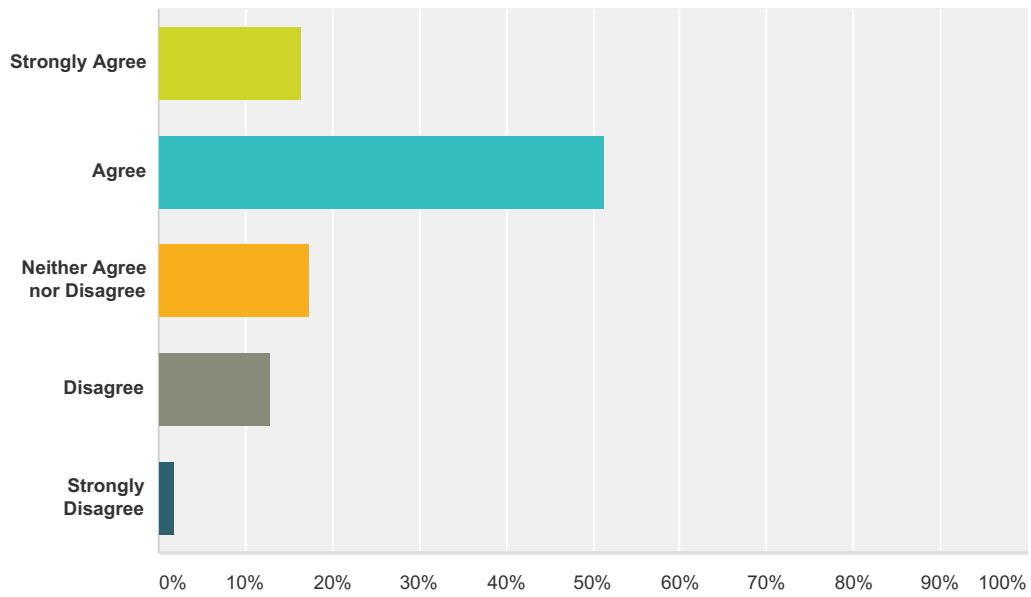
Answered: 318 Skipped: 17



Answer Choices	Responses	Count
Strongly Agree	20.44%	65
Agree	56.92%	181
Neither Agree nor Disagree	13.21%	42
Disagree	8.49%	27
Strongly Disagree	0.94%	3
Total		318

Q10 The academic challenge is appropriate for my child.

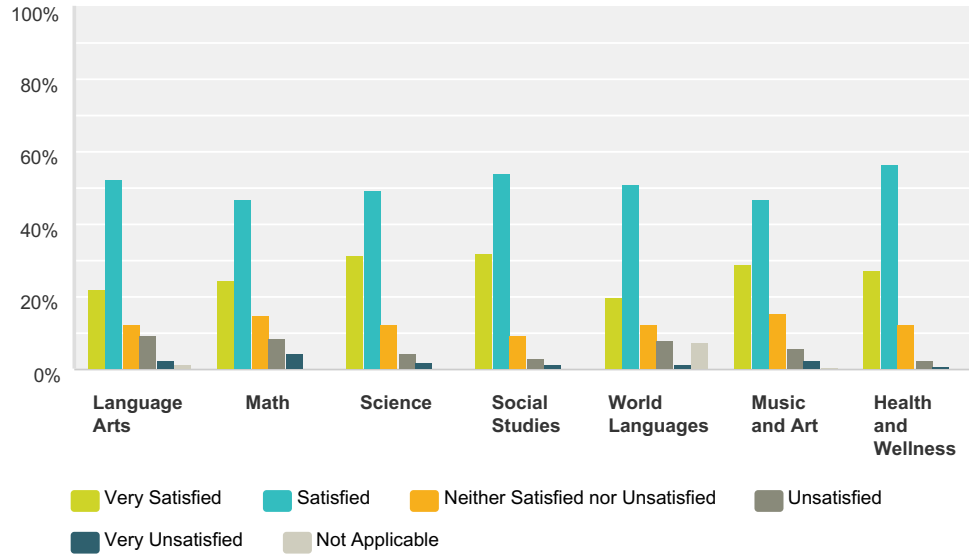
Answered: 317 Skipped: 18



Answer Choices	Responses
Strongly Agree	16.40% 52
Agree	51.42% 163
Neither Agree nor Disagree	17.35% 55
Disagree	12.93% 41
Strongly Disagree	1.89% 6
Total	317

Q11 Please indicate your satisfaction with the following programs at your child's school.

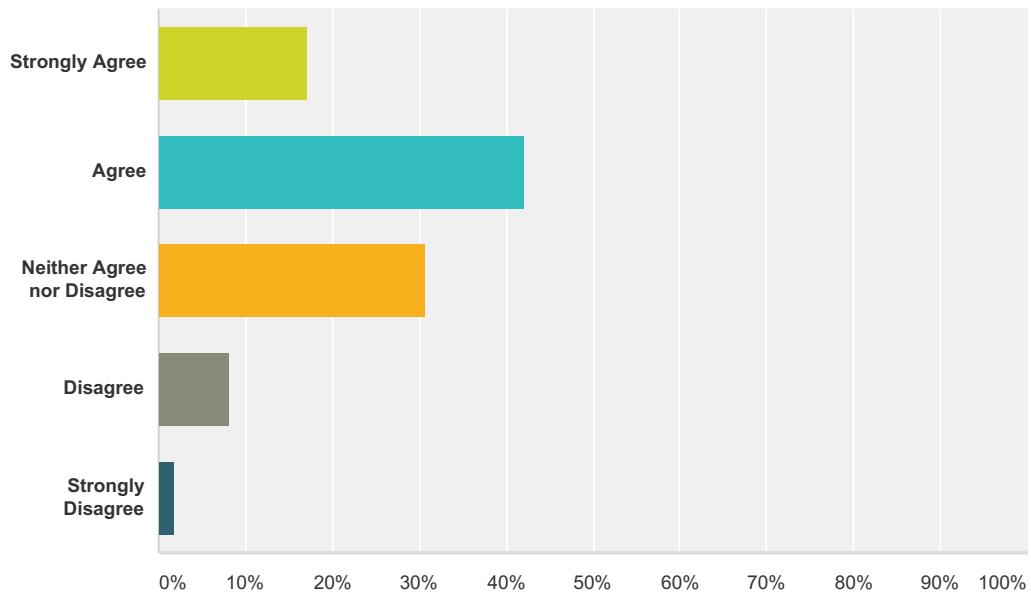
Answered: 310 Skipped: 25



	Very Satisfied	Satisfied	Neither Satisfied nor Unsatisfied	Unsatisfied	Very Unsatisfied	Not Applicable	Total
Language Arts	21.94% 68	52.58% 163	12.26% 38	9.68% 30	2.26% 7	1.29% 4	310
Math	24.52% 76	47.10% 146	15.16% 47	8.71% 27	4.52% 14	0.00% 0	310
Science	31.61% 98	49.68% 154	12.26% 38	4.52% 14	1.94% 6	0.00% 0	310
Social Studies	31.94% 99	54.19% 168	9.68% 30	2.90% 9	1.29% 4	0.00% 0	310
World Languages	20.00% 62	50.97% 158	12.26% 38	8.06% 25	1.29% 4	7.42% 23	310
Music and Art	29.03% 90	47.10% 146	15.48% 48	5.81% 18	2.26% 7	0.32% 1	310
Health and Wellness	27.74% 86	56.45% 175	12.26% 38	2.58% 8	0.97% 3	0.00% 0	310

Q12 My child is encouraged to try new things at school.

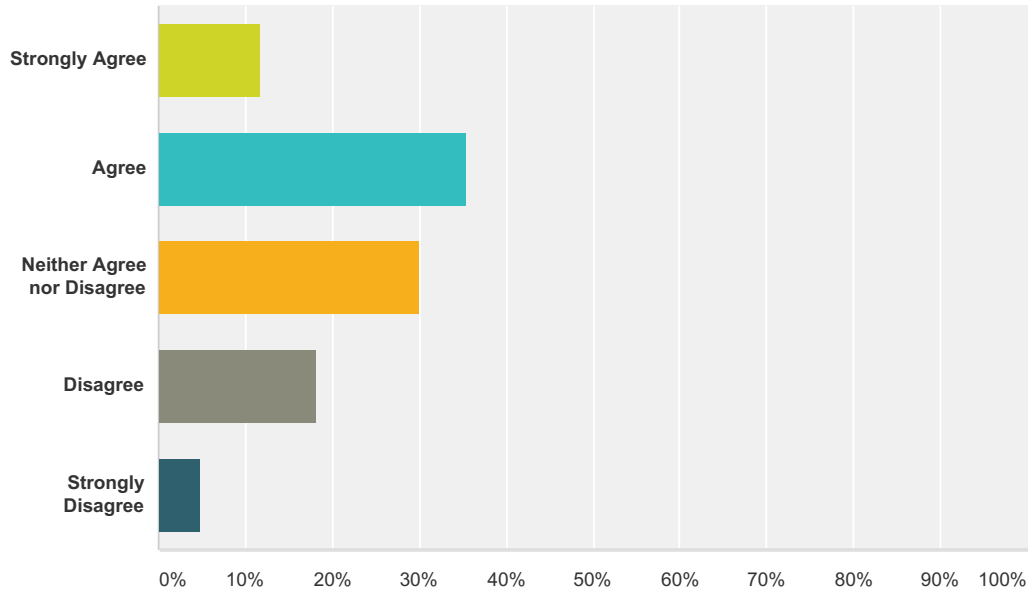
Answered: 310 Skipped: 25



Answer Choices	Responses	
Strongly Agree	17.10%	53
Agree	42.26%	131
Neither Agree nor Disagree	30.65%	95
Disagree	8.06%	25
Strongly Disagree	1.94%	6
Total		310

Q13 The school gives me ideas and opportunities to help my child do his/her best.

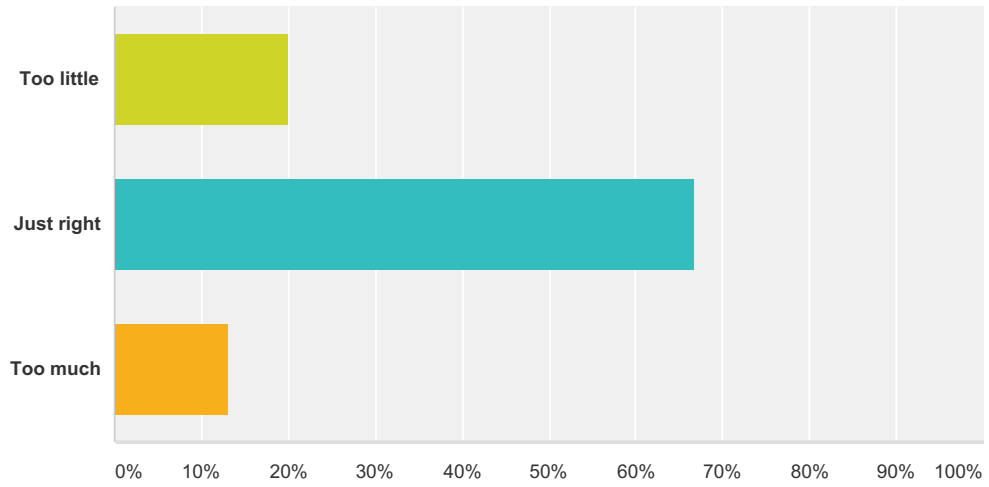
Answered: 310 Skipped: 25



Answer Choices	Responses
Strongly Agree	11.61% 36
Agree	35.48% 110
Neither Agree nor Disagree	30.00% 93
Disagree	18.06% 56
Strongly Disagree	4.84% 15
Total	310

Q14 The amount of homework my child receives is:

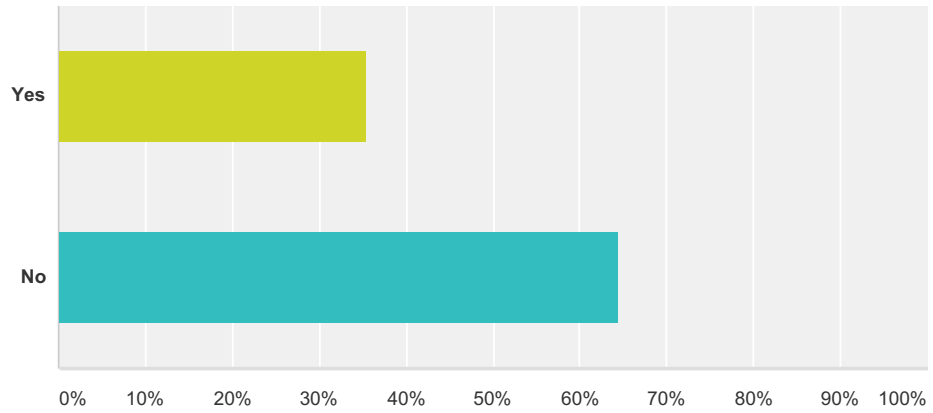
Answered: 310 Skipped: 25



Answer Choices	Responses
Too little	20.00% 62
Just right	66.77% 207
Too much	13.23% 41
Total	310

Q15 I supplement my child's education with professional tutoring in core subjects such as math or reading.

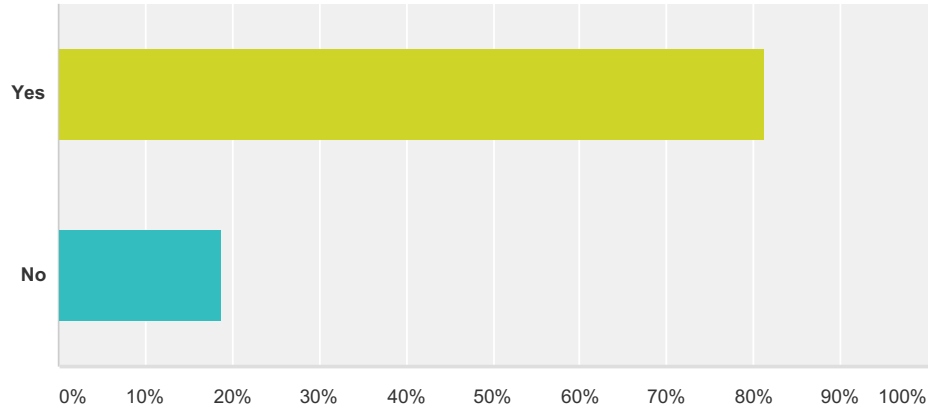
Answered: 310 Skipped: 25



Answer Choices	Responses
Yes	35.48% 110
No	64.52% 200
Total	310

Q16 Are you aware that the District teaches students about the responsible use of technology as part of the curriculum?

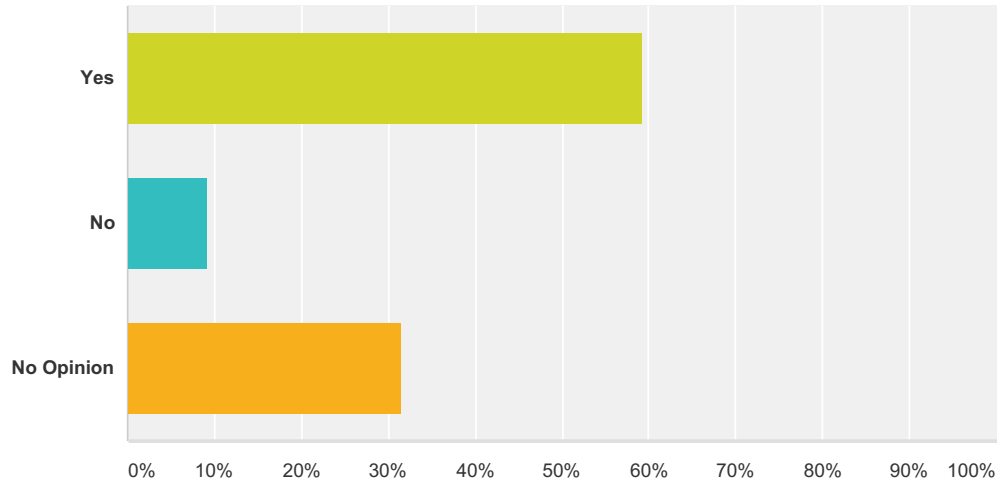
Answered: 309 Skipped: 26



Answer Choices	Responses
Yes	81.23% 251
No	18.77% 58
Total	309

Q17 Do you believe the District does a good job of teaching the importance of Internet safety?

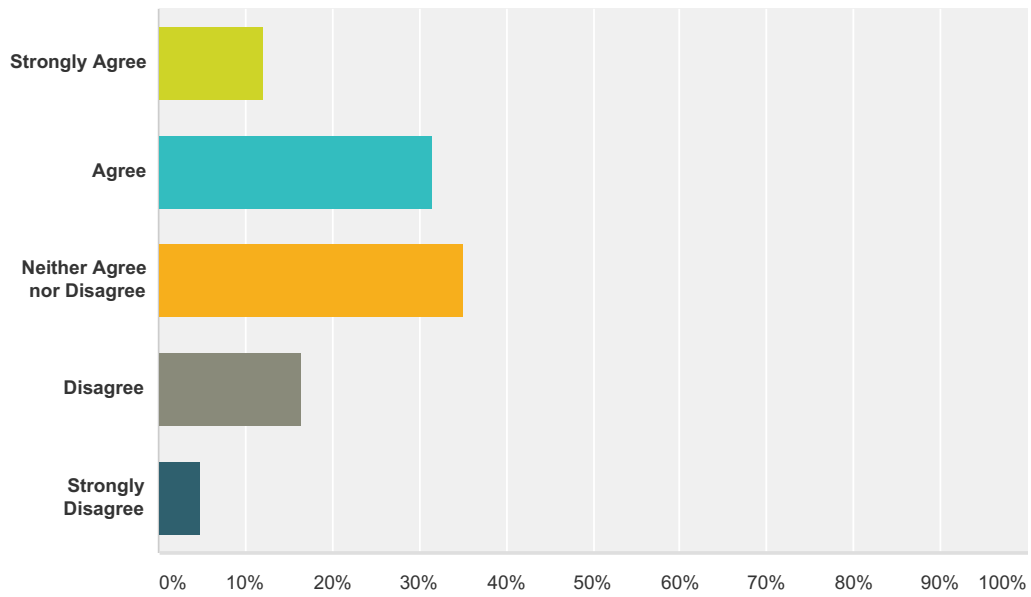
Answered: 251 Skipped: 84



Answer Choices	Responses
Yes	59.36% 149
No	9.16% 23
No Opinion	31.47% 79
Total	251

Q19 I am satisfied with the club and after-school opportunities at my child's school.

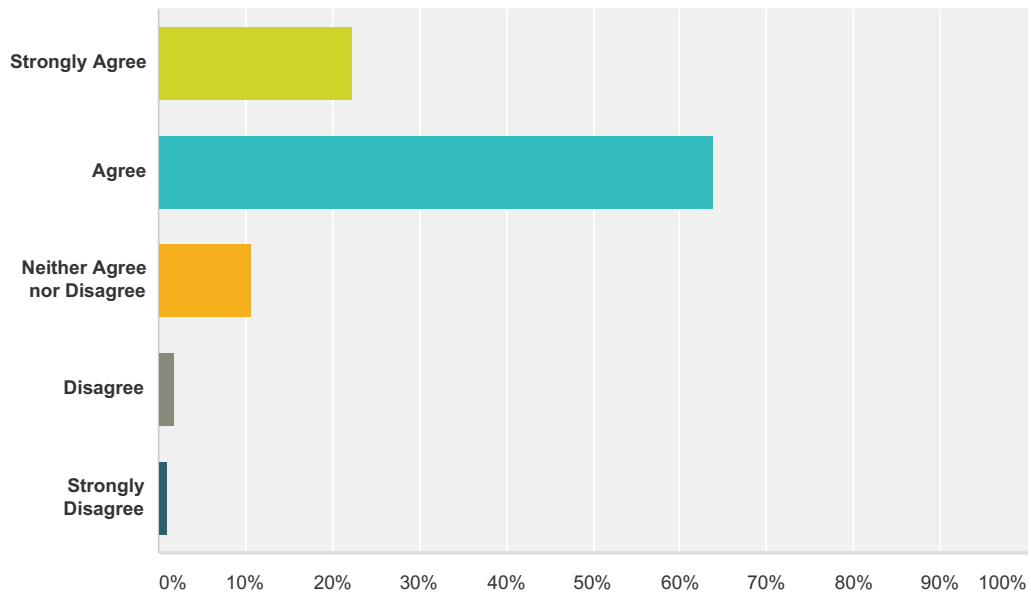
Answered: 308 Skipped: 27



Answer Choices	Responses
Strongly Agree	12.01% 37
Agree	31.49% 97
Neither Agree nor Disagree	35.06% 108
Disagree	16.56% 51
Strongly Disagree	4.87% 15
Total	308

Q21 My child's school is clean and well-maintained.

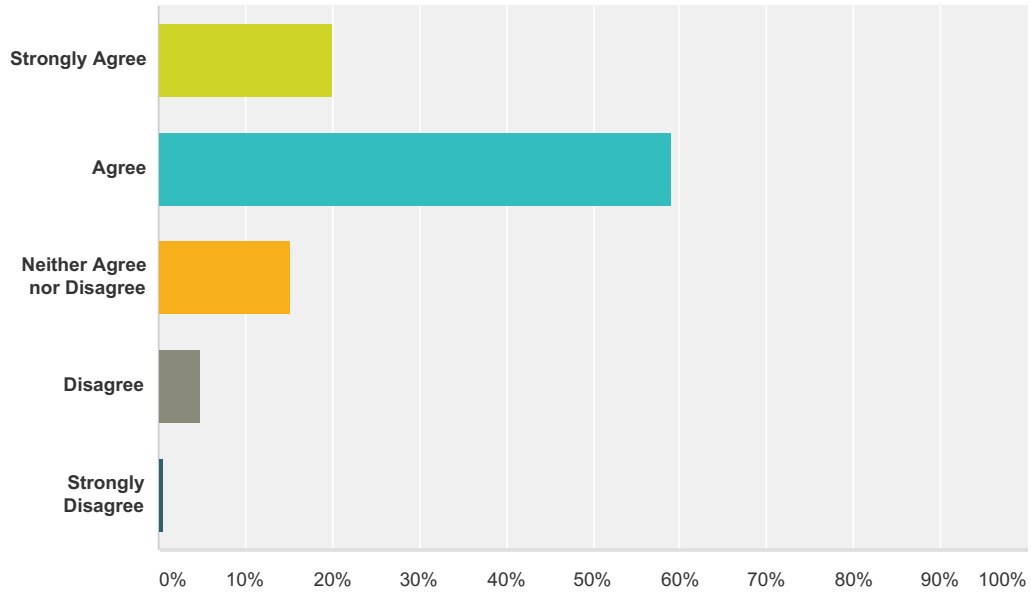
Answered: 308 Skipped: 27



Answer Choices	Responses
Strongly Agree	22.40% 69
Agree	63.96% 197
Neither Agree nor Disagree	10.71% 33
Disagree	1.95% 6
Strongly Disagree	0.97% 3
Total	308

Q22 I am satisfied with the condition / quality of the physical spaces at my child's school.

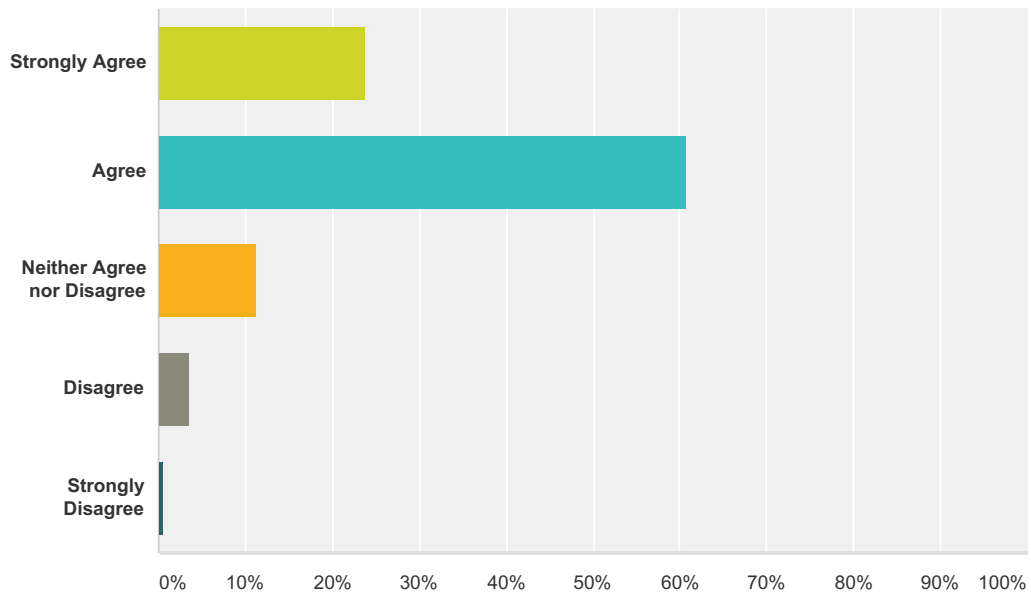
Answered: 308 Skipped: 27



Answer Choices	Responses
Strongly Agree	20.13% 62
Agree	59.09% 182
Neither Agree nor Disagree	15.26% 47
Disagree	4.87% 15
Strongly Disagree	0.65% 2
Total	308

Q23 The condition / quality of the school's athletic facilities is acceptable.

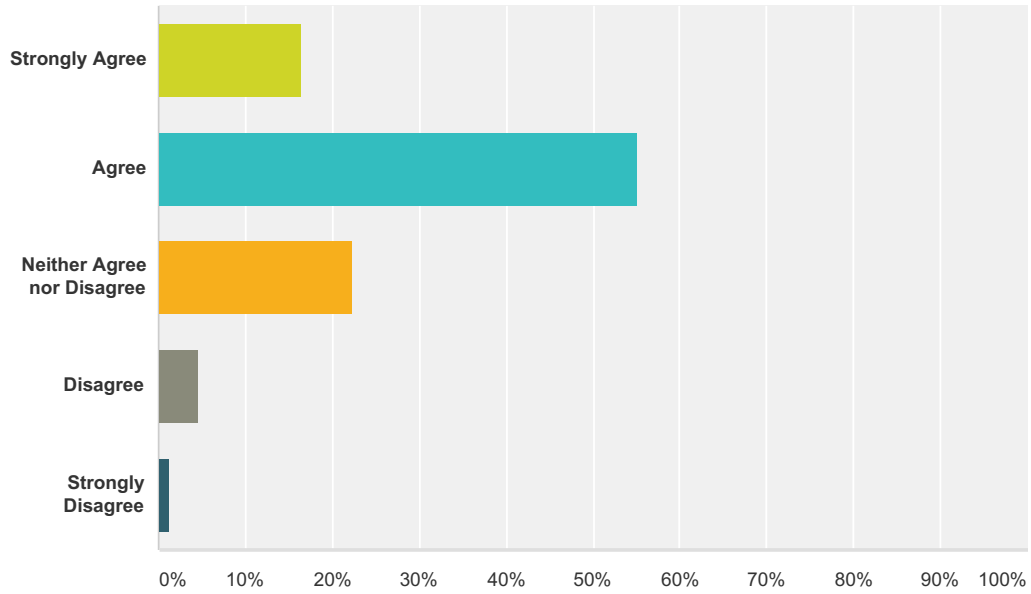
Answered: 308 Skipped: 27



Answer Choices	Responses
Strongly Agree	23.70% 73
Agree	60.71% 187
Neither Agree nor Disagree	11.36% 35
Disagree	3.57% 11
Strongly Disagree	0.65% 2
Total	308

Q24 The condition / quality of the school's fine and performing arts spaces is acceptable.

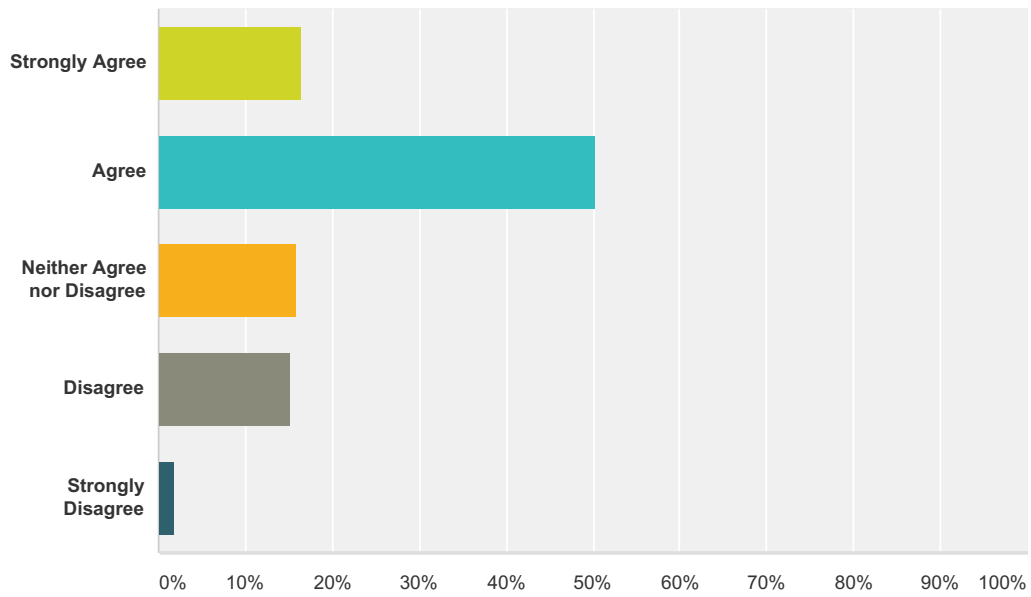
Answered: 308 Skipped: 27



Answer Choices	Responses	
Strongly Agree	16.56%	51
Agree	55.19%	170
Neither Agree nor Disagree	22.40%	69
Disagree	4.55%	14
Strongly Disagree	1.30%	4
Total		308

Q26 I feel well-informed about the school's programs, services and activities.

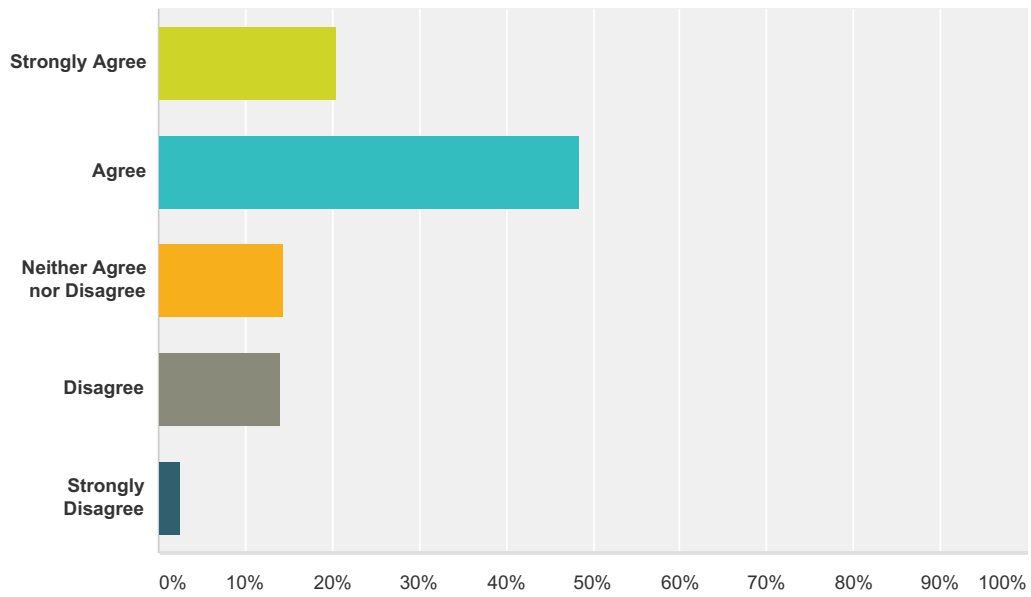
Answered: 308 Skipped: 27



Answer Choices	Responses	
Strongly Agree	16.56%	51
Agree	50.32%	155
Neither Agree nor Disagree	15.91%	49
Disagree	15.26%	47
Strongly Disagree	1.95%	6
Total		308

Q27 The school keeps me informed of my child's progress.

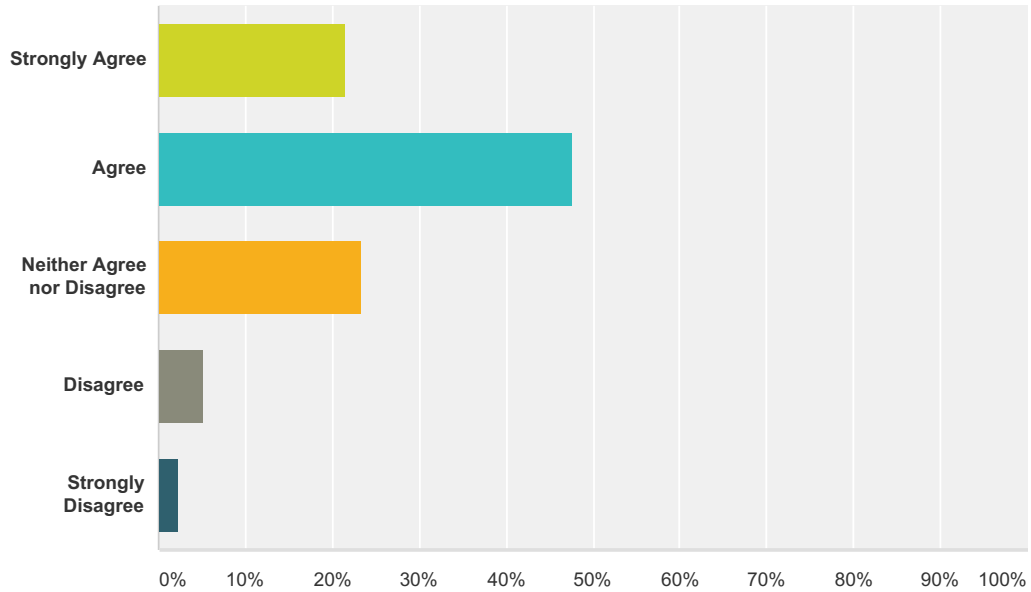
Answered: 307 Skipped: 28



Answer Choices	Responses
Strongly Agree	20.52% 63
Agree	48.53% 149
Neither Agree nor Disagree	14.33% 44
Disagree	14.01% 43
Strongly Disagree	2.61% 8
Total	307

Q28 School staff members (teachers / principal / support staff) are responsive to my parental concerns.

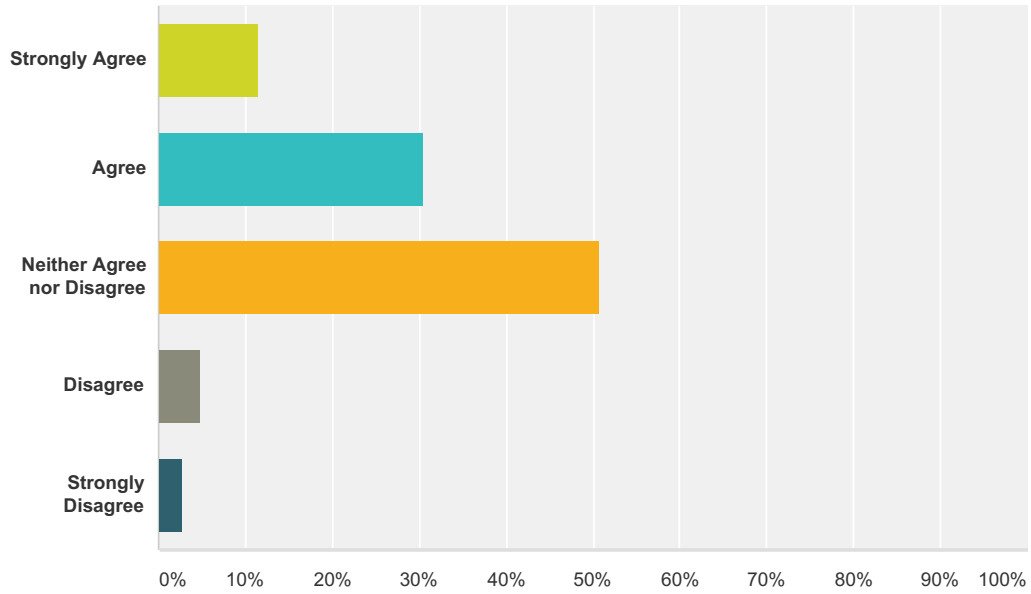
Answered: 307 Skipped: 28



Answer Choices	Responses	
Strongly Agree	21.50%	66
Agree	47.56%	146
Neither Agree nor Disagree	23.45%	72
Disagree	5.21%	16
Strongly Disagree	2.28%	7
Total		307

Q29 The district administration and/or Board of Education are responsive to my parental concerns.

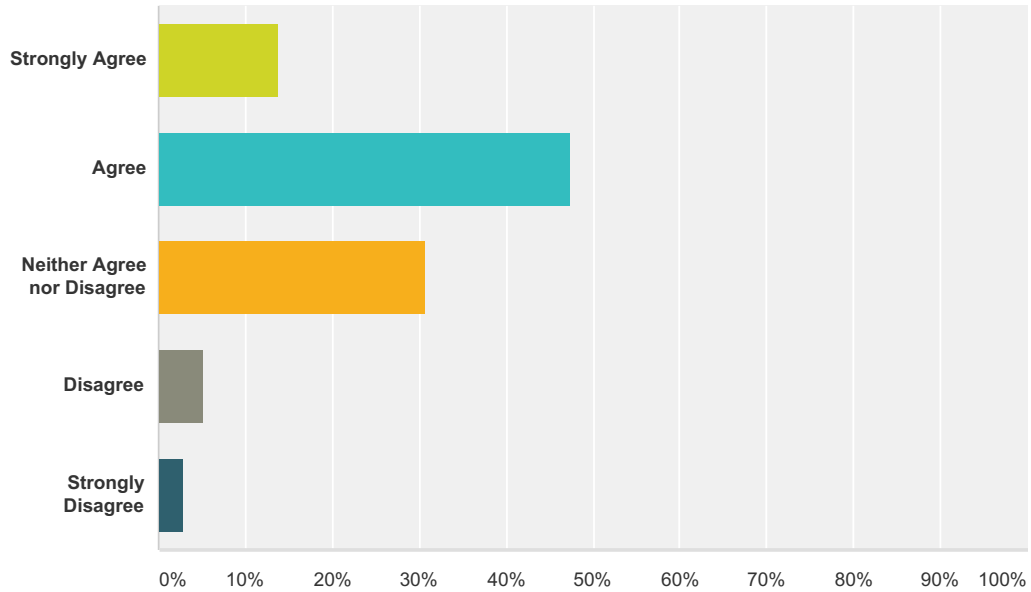
Answered: 306 Skipped: 29



Answer Choices	Responses	
Strongly Agree	11.44%	35
Agree	30.39%	93
Neither Agree nor Disagree	50.65%	155
Disagree	4.90%	15
Strongly Disagree	2.61%	8
Total		306

Q30 I have sufficient opportunities to express my opinions or concerns regarding my child's school.

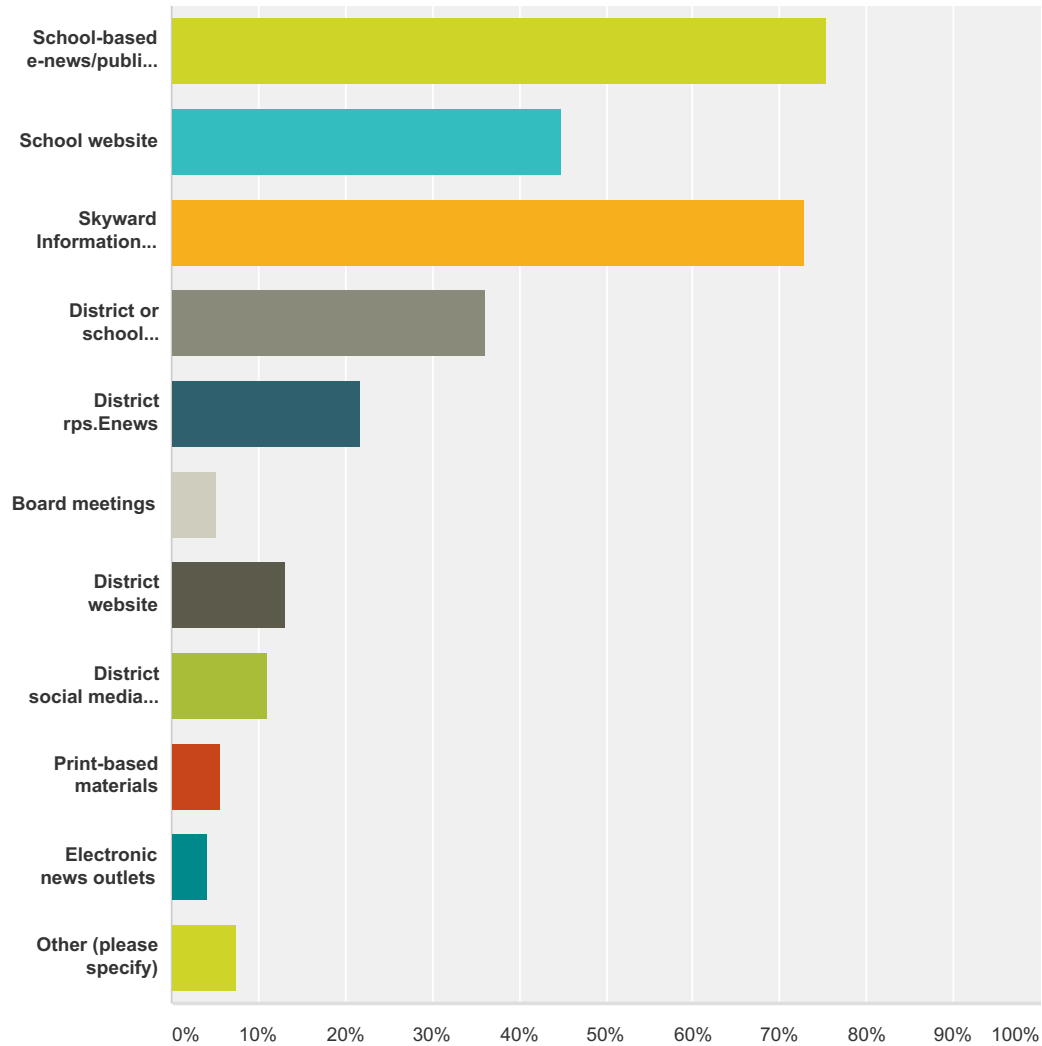
Answered: 306 Skipped: 29



Answer Choices	Responses
Strongly Agree	13.73% 42
Agree	47.39% 145
Neither Agree nor Disagree	30.72% 94
Disagree	5.23% 16
Strongly Disagree	2.94% 9
Total	306

Q31 How do you receive most of your school-related information? (Check all that apply.)

Answered: 305 Skipped: 30



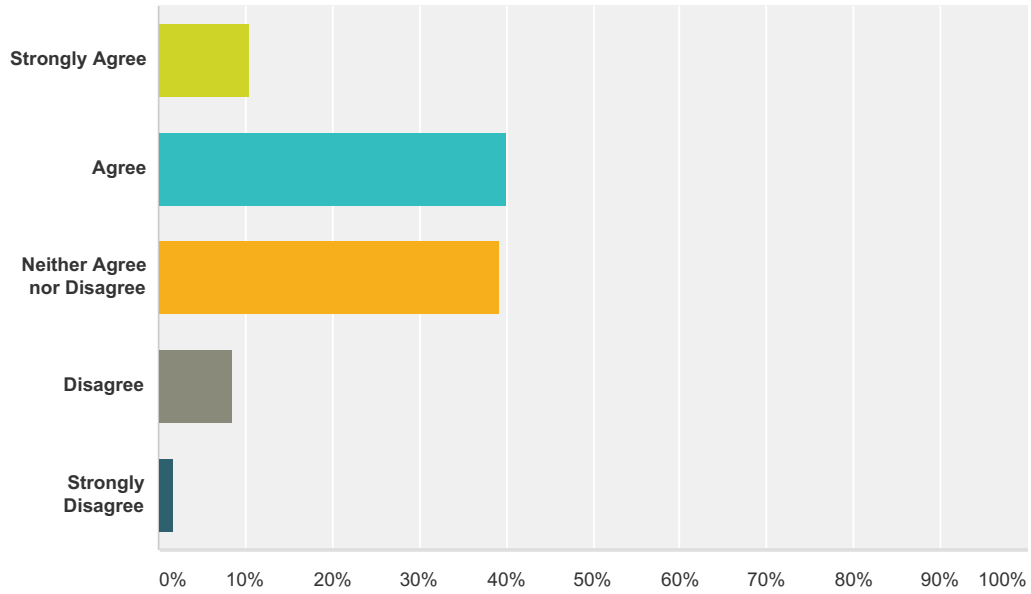
Answer Choices	Responses	Count
School-based e-news/publications	75.41%	230
School website	44.92%	137
Skyward Information System	72.79%	222
District or school e-blasts/robo calls	36.07%	110
District rps.Enews	21.64%	66
Board meetings	5.25%	16
District website	13.11%	40
District social media (Facebook page or Twitter feed)	11.15%	34

2016-2017 Parent / Guardian Survey BFMS

Print-based materials	5.57%	17
Electronic news outlets	4.26%	13
Other (please specify)	7.54%	23
Total Respondents: 305		

Q32 The new district website (launched Fall 2016) is a useful source for all I need to know about the Ridgewood Public Schools.

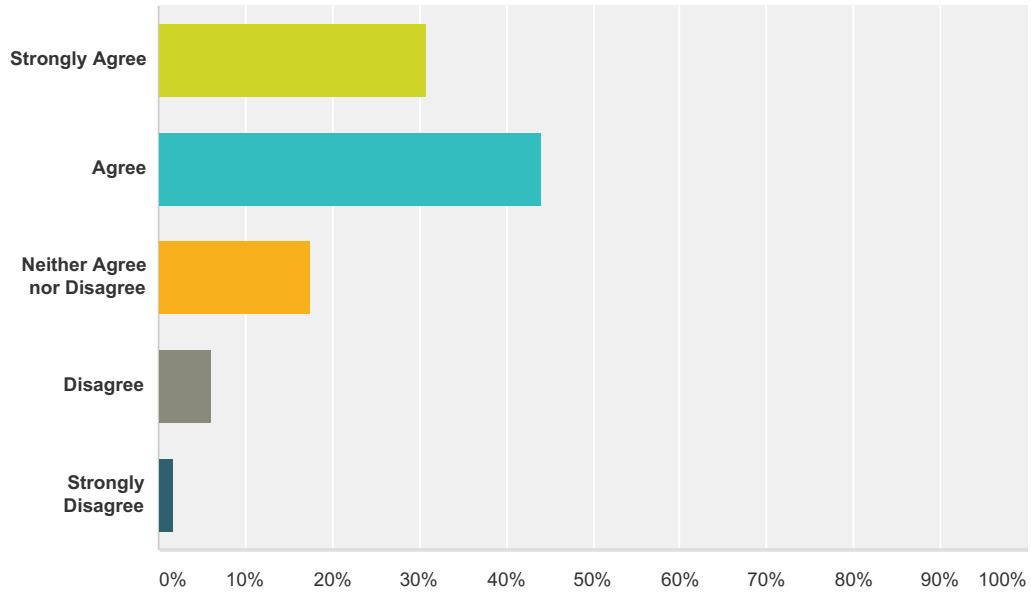
Answered: 304 Skipped: 31



Answer Choices	Responses	Count
Strongly Agree	10.53%	32
Agree	40.13%	122
Neither Agree nor Disagree	39.14%	119
Disagree	8.55%	26
Strongly Disagree	1.64%	5
Total		304

Q34 The 1:1 Chromebook Initiative has had a positive impact on my child's educational experience.

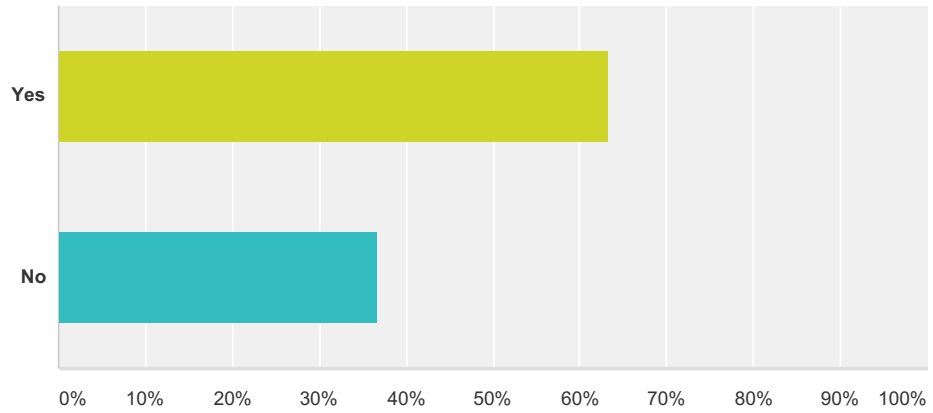
Answered: 302 Skipped: 33



Answer Choices	Responses	Count
Strongly Agree	30.79%	93
Agree	44.04%	133
Neither Agree nor Disagree	17.55%	53
Disagree	5.96%	18
Strongly Disagree	1.66%	5
Total		302

Q35 My child uses the Chromebook outside of the school environment to collaborate with other students.

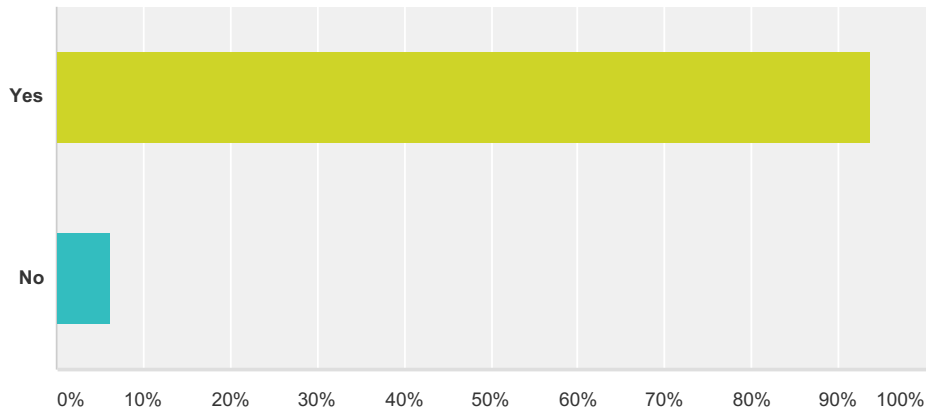
Answered: 302 Skipped: 33



Answer Choices	Responses
Yes	63.25% 191
No	36.75% 111
Total	302

Q36 My child uses the Chromebook at home.

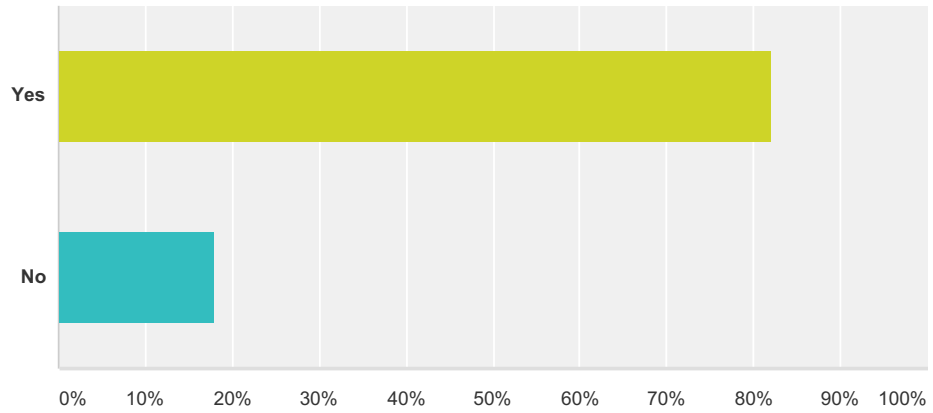
Answered: 302 Skipped: 33



Answer Choices	Responses	
Yes	93.71%	283
No	6.29%	19
Total		302

Q37 My child has shared information about Google Suite (Google Apps, Docs and other applications) used in school.

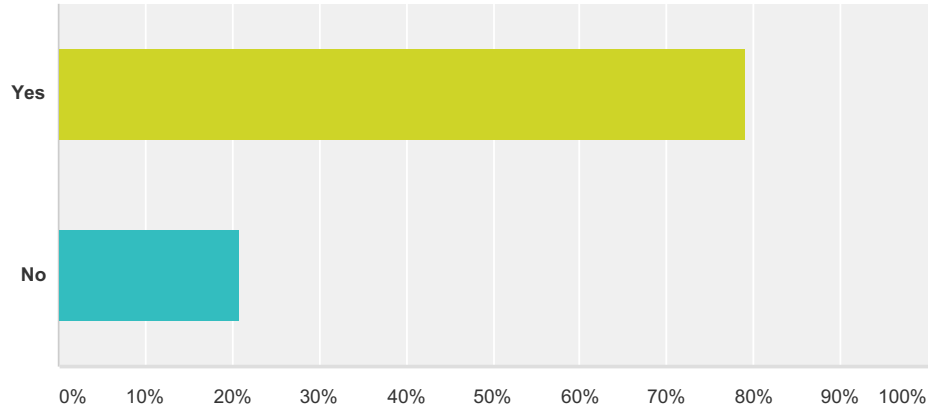
Answered: 302 Skipped: 33



Answer Choices	Responses
Yes	82.12% 248
No	17.88% 54
Total	302

Q38 I am familiar with Chromebooks and Google Suite (Google Apps, Docs and other applications) that my child uses.

Answered: 302 Skipped: 33



Answer Choices	Responses
Yes	79.14% 239
No	20.86% 63
Total	302