

PARENT/GUARDIAN SURVEY 2016-2017: ELEMENTARY SCHOOLS

Results of the May 2017 survey for the district's six elementary schools

Ridgewood

Public

Schools



Dear Parent or Guardian,

This past May district parents and guardians were asked to fill out a comprehensive survey on topics related to Ridgewood’s schools and their children’s education. The combined results of the survey for the district’s six elementary schools are presented here.

These results present an important summary that we will use as a resource for making your school and the district the best they can be.

Thank you to all who took the time to complete the survey. We appreciate your feedback and hope you enjoy reading the following report.

The Ridgewood Board of Education
Vincent Loncto, President
James Morgan, Vice President
Sheila Brogan
Christina Krauss
Jennie Smith Wilson

Superintendent of Schools
Daniel Fishbein

How to read this report

The data in this report reflect survey results for the district’s six elementary schools.

How was the survey conducted?

The survey was conducted via email from May 8-19, 2017 using SurveyMonkey software. Email invitations with private survey links were sent to all district parents and guardians with email addresses on file. Only one response was allowed for each email address. The survey was completely anonymous.

Numerical data were compiled and charts were created using SurveyMonkey. District data were compiled from the grade-level surveys by the Ridgewood Public Schools Information Technology Department. The superintendent, administrators and school board members reviewed the data and all comments.

What were the results for the whole district?

A total of 8,120 valid emails were sent; 2498 parents or guardians completed or partially completed the surveys, representing a 30.8 percent participation rate. [Click here](#) for a summary of the district data for the 2017 survey.

Full results for the individual schools and the entire district may be found on the website of the Ridgewood Public Schools at www.ridgewood.k12.nj.us.

How many parents and guardians participated in the 2016-2017 elementary school survey?

As of 5.01.17	# Enrolled Students	# Emails Sent*	# Survey Responses	Participation Rate
Elementary Schools	2465	3258 (19 bounced)	1123	34.7%
In-District	5690	8183 (8120 valid)	2498	30.8%

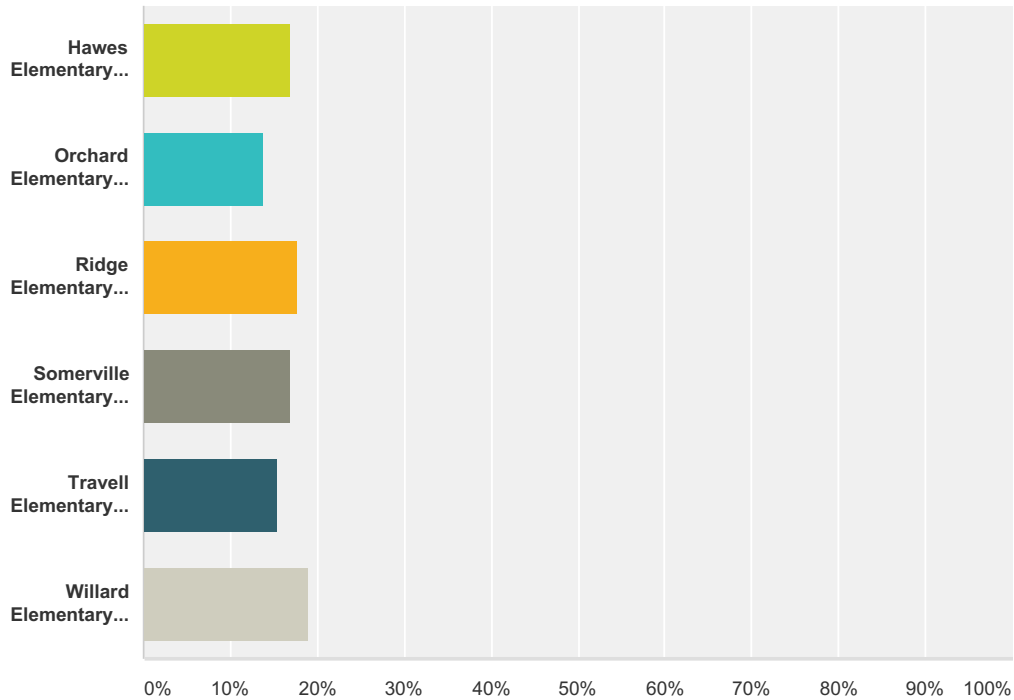
*Includes bounced emails

How will these survey results be used?

Complete survey results have been provided to your school’s principal, the central administration and the Ridgewood Board of Education. The data will be used as one of several resources for the ongoing review and refinement of the programs and practices of the Ridgewood Public Schools.

Q1 Our records show that your child attends a Ridgewood elementary school. The questions in this survey should be answered about this school, with your youngest child attending this school in mind. Which elementary school does your child attend?

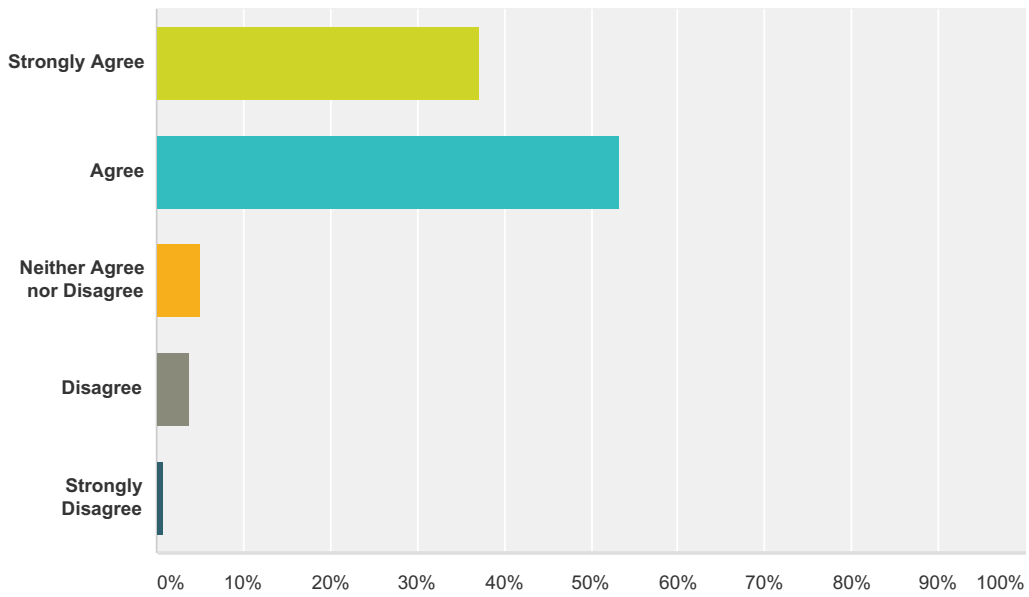
Answered: 1,123 Skipped: 0



Answer Choices	Responses
Hawes Elementary School	17.01% 191
Orchard Elementary School	13.80% 155
Ridge Elementary School	17.81% 200
Somerville Elementary School	17.01% 191
Travell Elementary School	15.41% 173
Willard Elementary School	18.97% 213
Total	1,123

Q2 I am satisfied with the overall quality of my child's education.

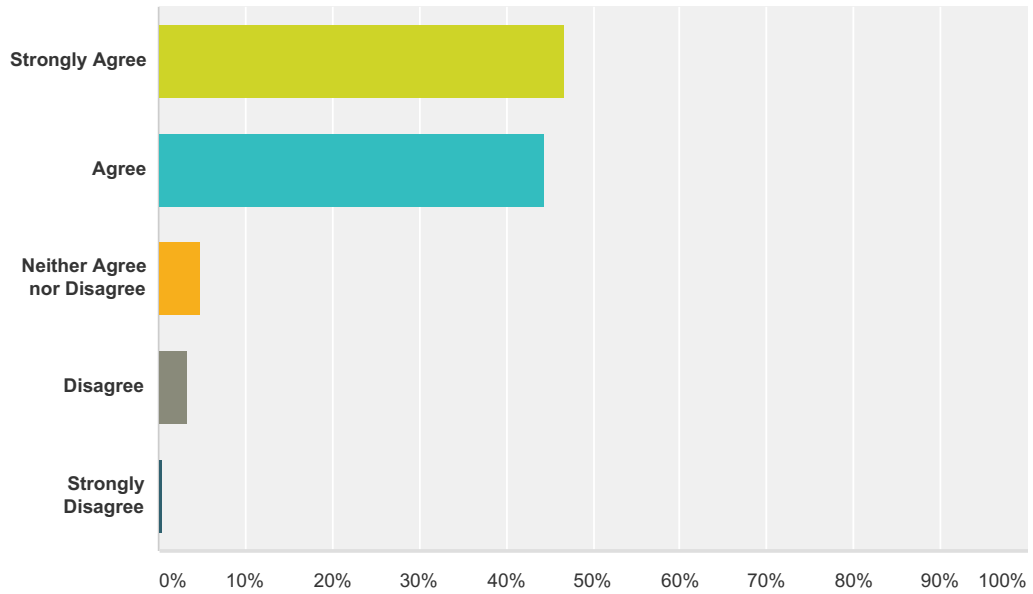
Answered: 1,118 Skipped: 5



Answer Choices	Responses
Strongly Agree	37.12% 415
Agree	53.22% 595
Neither Agree nor Disagree	5.10% 57
Disagree	3.76% 42
Strongly Disagree	0.81% 9
Total	1,118

Q3 My child likes going to school.

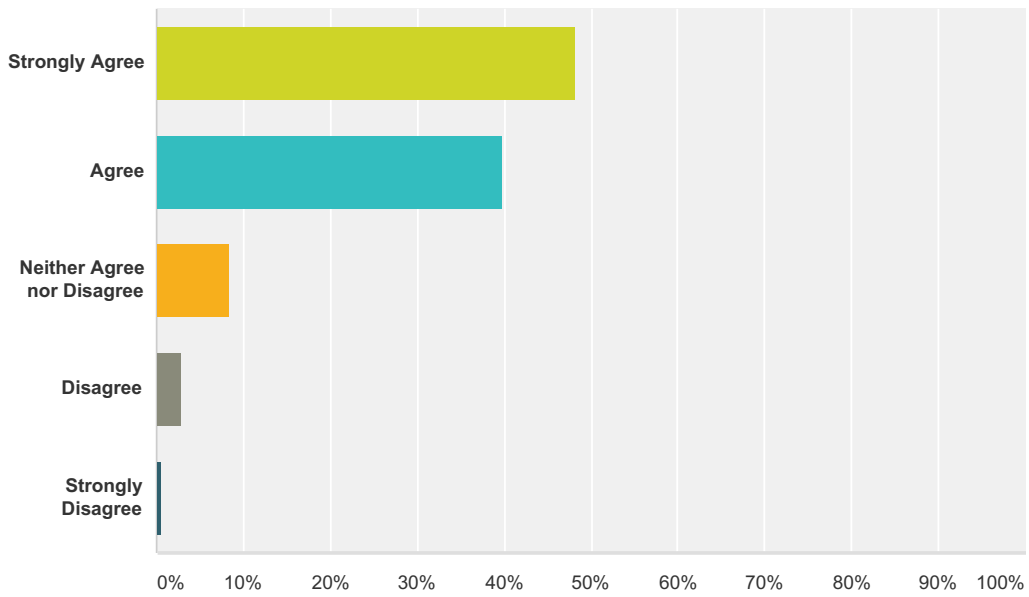
Answered: 1,116 Skipped: 7



Answer Choices	Responses
Strongly Agree	46.86% 523
Agree	44.44% 496
Neither Agree nor Disagree	4.84% 54
Disagree	3.41% 38
Strongly Disagree	0.45% 5
Total	1,116

Q4 I would recommend my child's school to other parents.

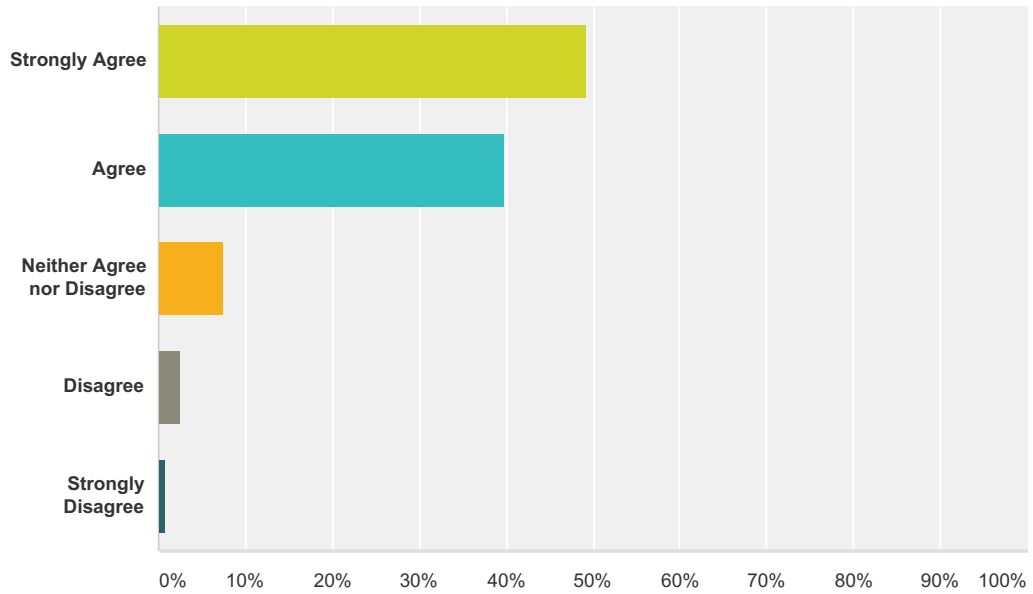
Answered: 1,115 Skipped: 8



Answer Choices	Responses
Strongly Agree	48.16% 537
Agree	39.91% 445
Neither Agree nor Disagree	8.43% 94
Disagree	2.87% 32
Strongly Disagree	0.63% 7
Total	1,115

Q5 I feel welcome in my child's school.

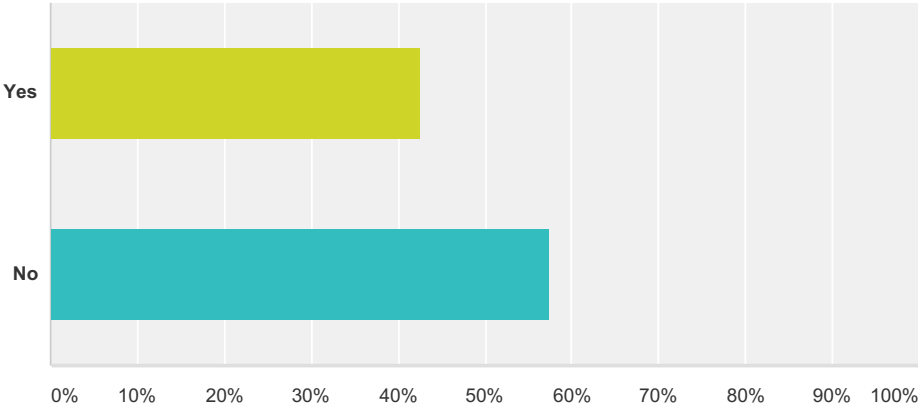
Answered: 1,114 Skipped: 9



Answer Choices	Responses
Strongly Agree	49.37% 550
Agree	39.86% 444
Neither Agree nor Disagree	7.45% 83
Disagree	2.51% 28
Strongly Disagree	0.81% 9
Total	1,114

Q6 I would like to be more involved in my child's school.

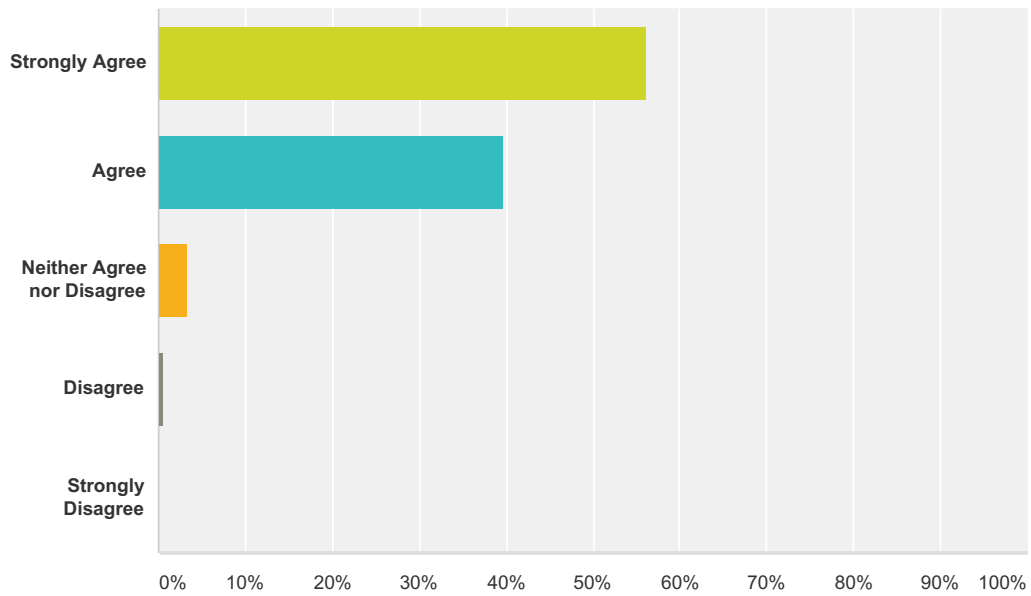
Answered: 1,111 Skipped: 12



Answer Choices	Responses
Yes	42.57% 473
No	57.43% 638
Total	1,111

Q7 My child feels safe at school.

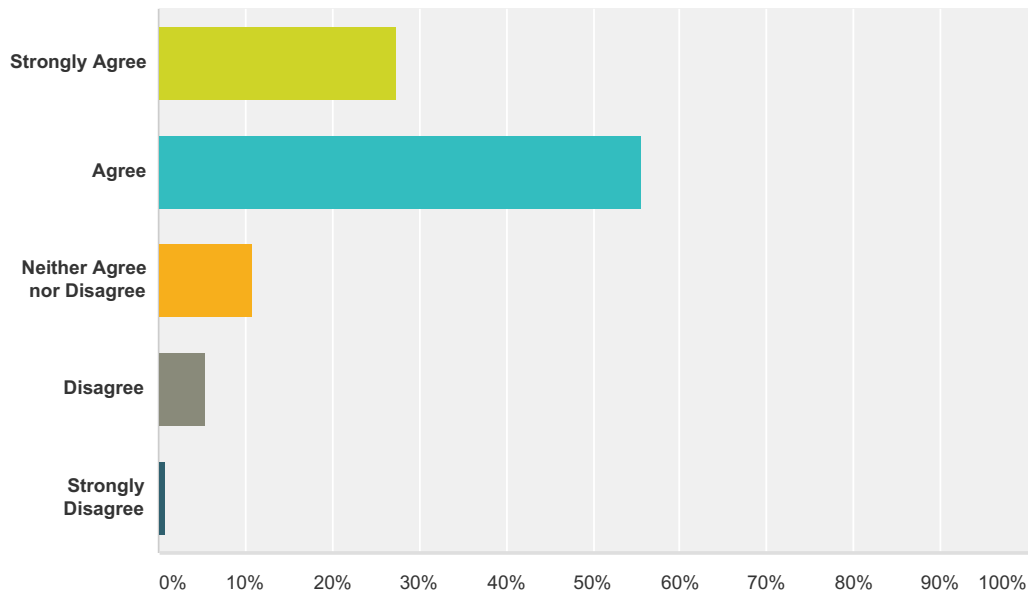
Answered: 1,110 Skipped: 13



Answer Choices	Responses	
Strongly Agree	56.22%	624
Agree	39.64%	440
Neither Agree nor Disagree	3.33%	37
Disagree	0.72%	8
Strongly Disagree	0.09%	1
Total		1,110

Q9 I am satisfied with the academic progress of my child.

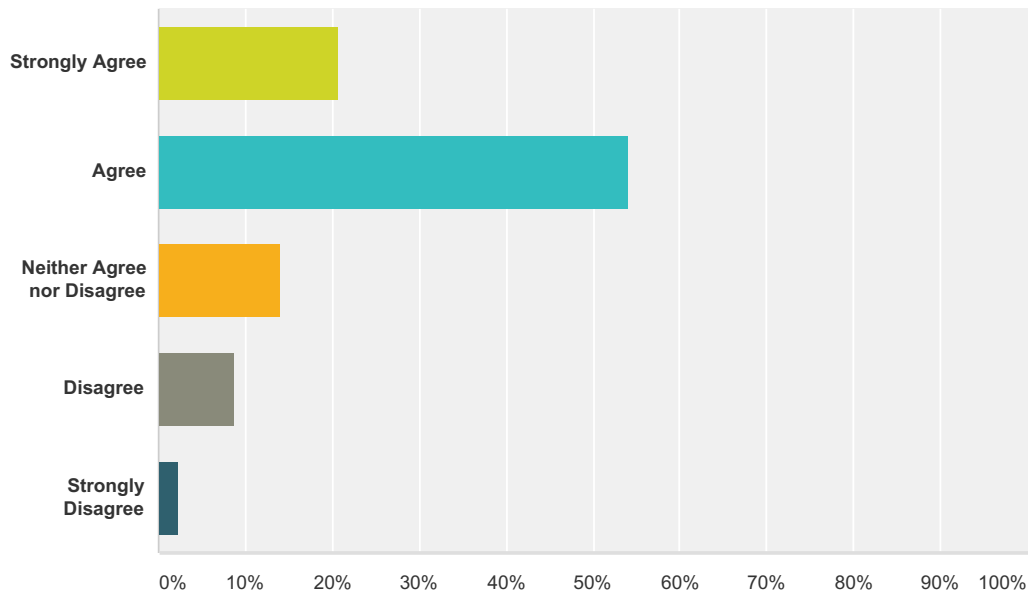
Answered: 1,104 Skipped: 19



Answer Choices	Responses
Strongly Agree	27.36% 302
Agree	55.53% 613
Neither Agree nor Disagree	10.78% 119
Disagree	5.43% 60
Strongly Disagree	0.91% 10
Total	1,104

Q10 The academic challenge is appropriate for my child.

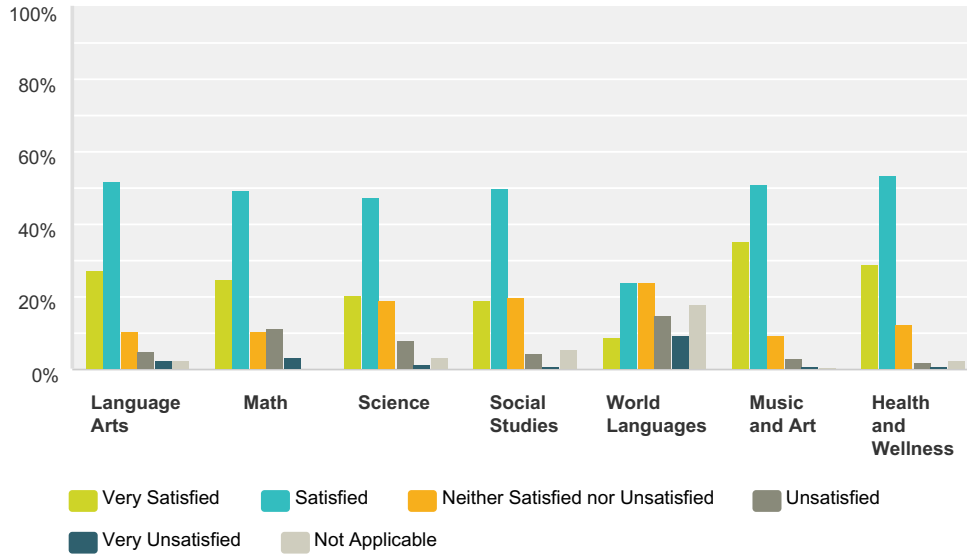
Answered: 1,104 Skipped: 19



Answer Choices	Responses	
Strongly Agree	20.74%	229
Agree	54.17%	598
Neither Agree nor Disagree	14.04%	155
Disagree	8.79%	97
Strongly Disagree	2.26%	25
Total		1,104

Q11 Please indicate your satisfaction with the following programs at your child's school.

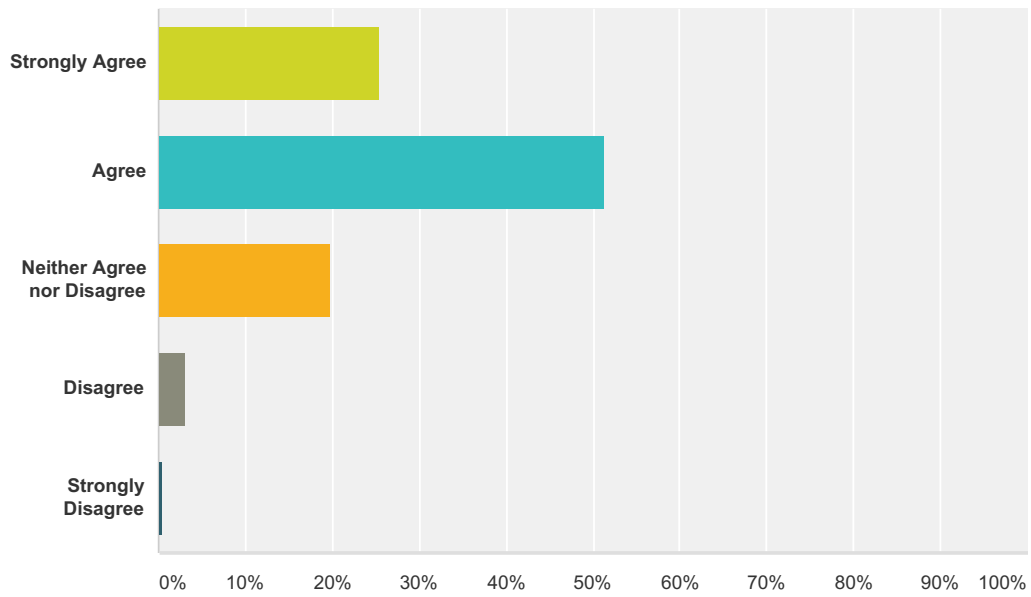
Answered: 1,088 Skipped: 35



	Very Satisfied	Satisfied	Neither Satisfied nor Unsatisfied	Unsatisfied	Very Unsatisfied	Not Applicable	Total
Language Arts	27.67% 301	51.84% 564	10.57% 115	5.06% 55	2.57% 28	2.30% 25	1,088
Math	25.09% 273	49.26% 536	10.48% 114	11.49% 125	3.58% 39	0.09% 1	1,088
Science	20.50% 223	47.70% 519	19.03% 207	8.00% 87	1.47% 16	3.31% 36	1,088
Social Studies	19.21% 209	50.09% 545	19.76% 215	4.60% 50	1.01% 11	5.33% 58	1,088
World Languages	9.19% 100	24.17% 263	24.08% 262	15.17% 165	9.56% 104	17.83% 194	1,088
Music and Art	35.48% 386	50.92% 554	9.65% 105	2.76% 30	0.92% 10	0.28% 3	1,088
Health and Wellness	28.77% 313	53.58% 583	12.50% 136	1.84% 20	0.92% 10	2.39% 26	1,088

Q12 My child is encouraged to try new things at school.

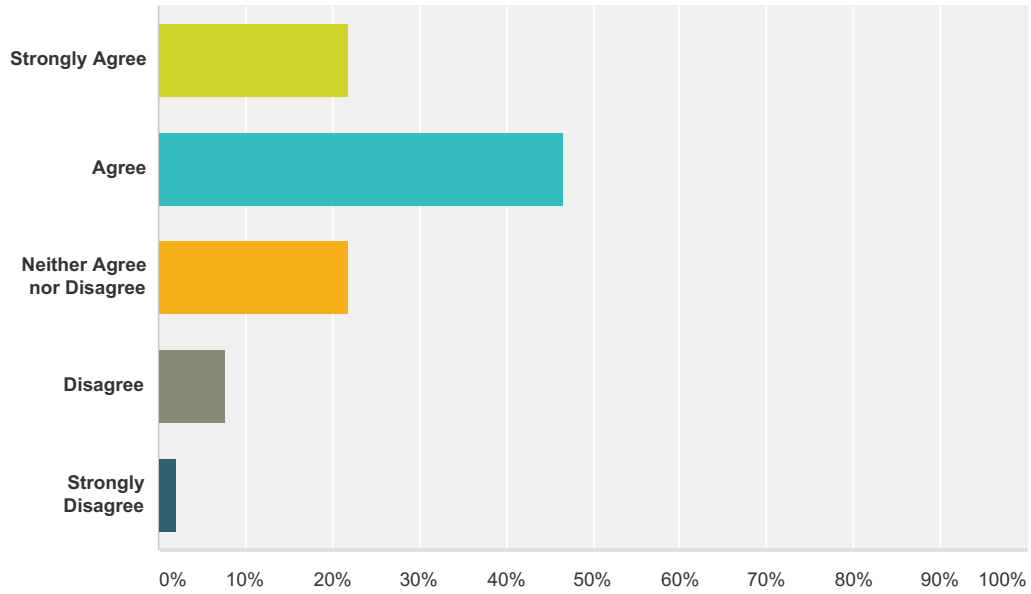
Answered: 1,088 Skipped: 35



Answer Choices	Responses
Strongly Agree	25.37% 276
Agree	51.29% 558
Neither Agree nor Disagree	19.76% 215
Disagree	3.22% 35
Strongly Disagree	0.37% 4
Total	1,088

Q13 The school gives me ideas and opportunities to help my child do his/her best.

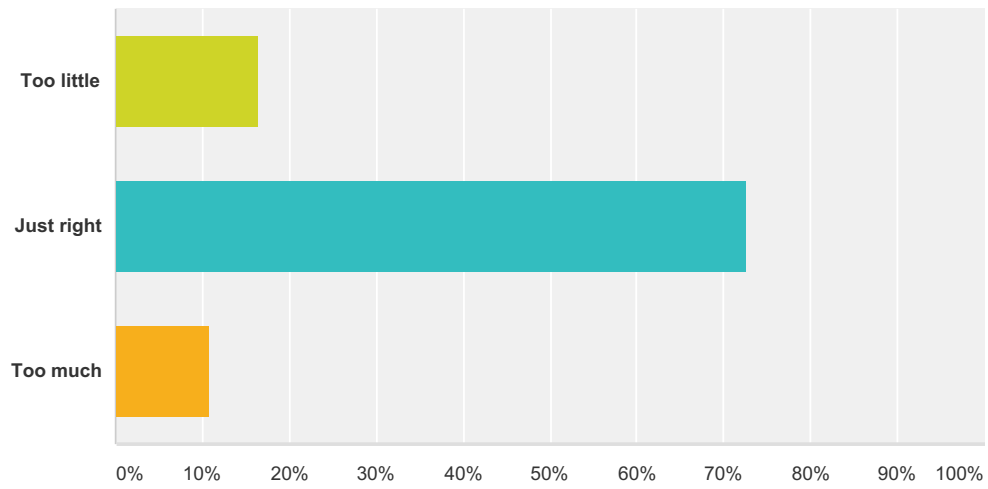
Answered: 1,086 Skipped: 37



Answer Choices	Responses
Strongly Agree	21.82% 237
Agree	46.50% 505
Neither Agree nor Disagree	21.92% 238
Disagree	7.64% 83
Strongly Disagree	2.12% 23
Total	1,086

Q14 The amount of homework my child receives is:

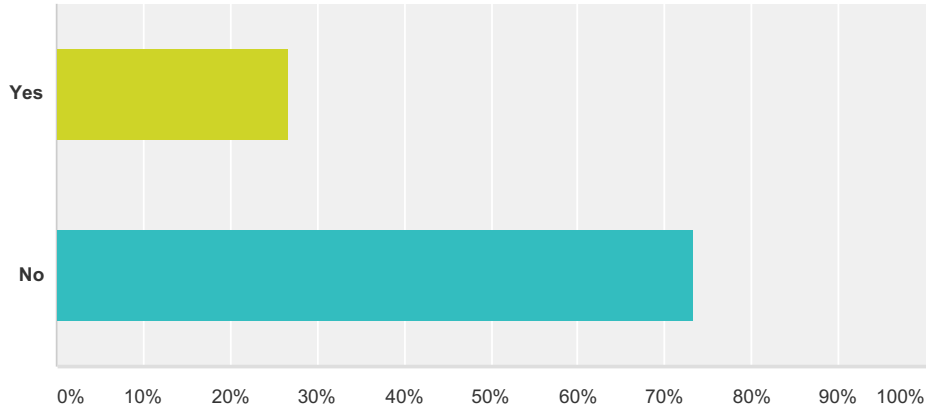
Answered: 1,086 Skipped: 37



Answer Choices	Responses
Too little	16.48% 179
Just right	72.65% 789
Too much	10.87% 118
Total	1,086

Q15 I supplement my child's education with professional tutoring in core subjects such as math or reading.

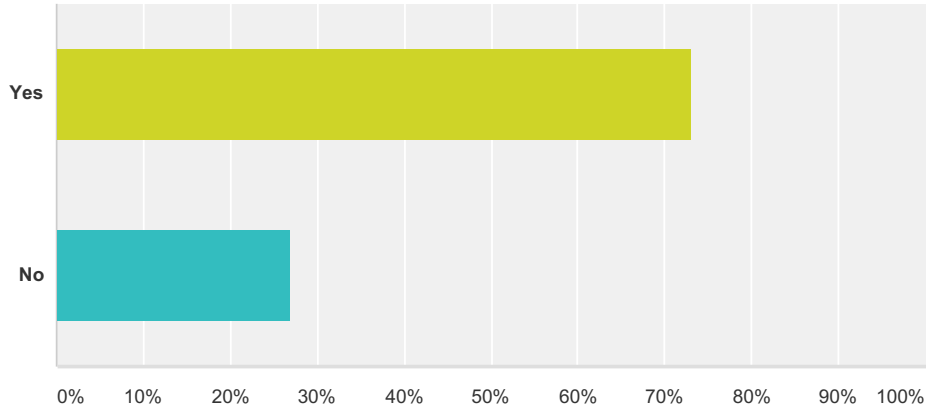
Answered: 1,085 Skipped: 38



Answer Choices	Responses
Yes	26.73% 290
No	73.27% 795
Total	1,085

Q16 Are you aware that the District teaches students about the responsible use of technology as part of the curriculum?

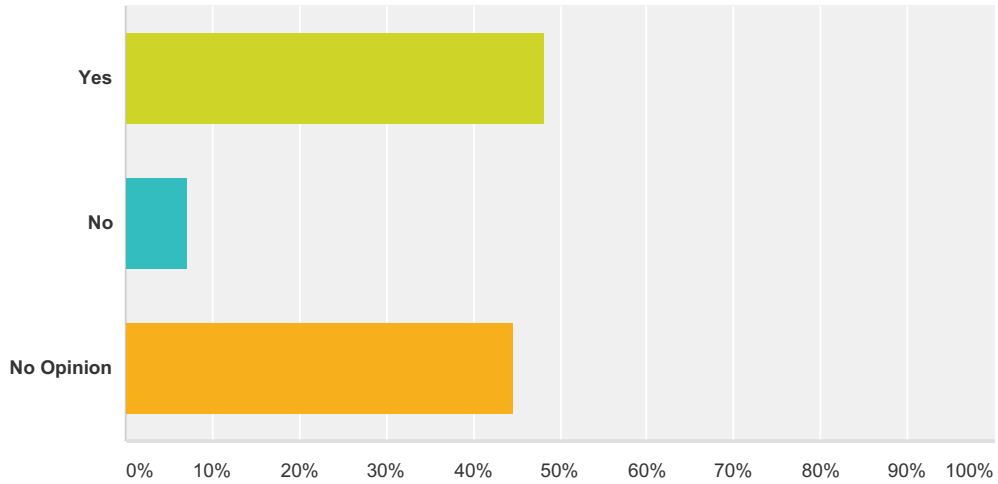
Answered: 1,085 Skipped: 38



Answer Choices	Responses
Yes	73.09% 793
No	26.91% 292
Total	1,085

Q17 Do you believe the District does a good job of teaching the importance of Internet safety?

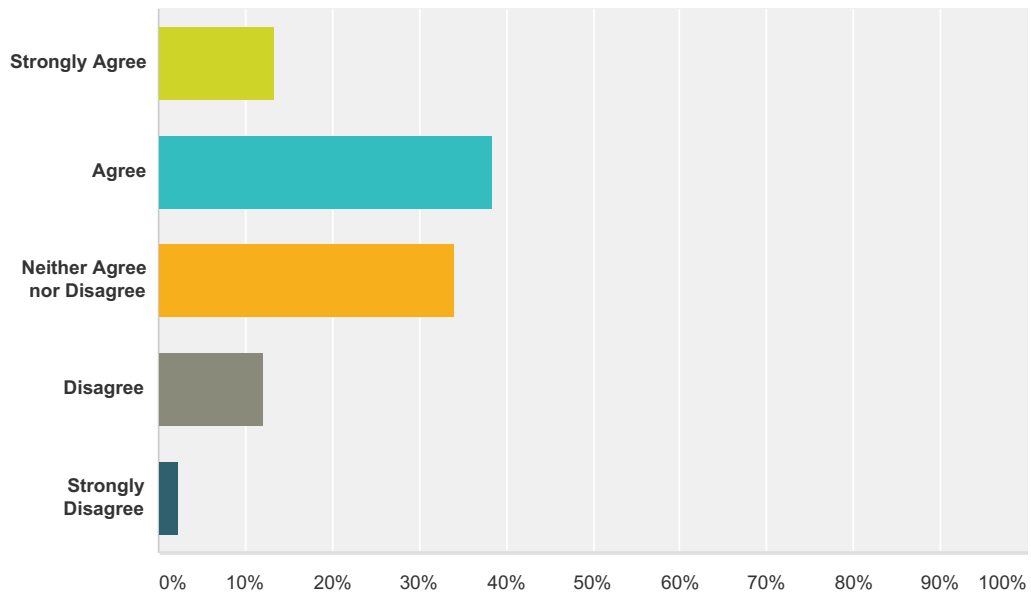
Answered: 795 Skipped: 328



Answer Choices	Responses
Yes	48.30% 384
No	7.04% 56
No Opinion	44.65% 355
Total	795

Q19 I am satisfied with the club and after-school opportunities at my child's school.

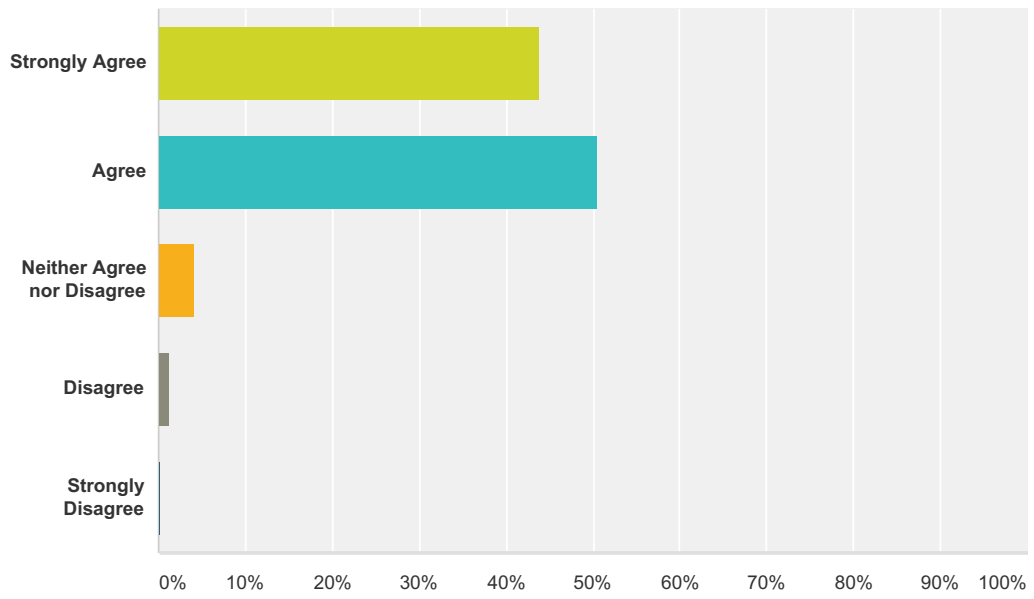
Answered: 1,081 Skipped: 42



Answer Choices	Responses	
Strongly Agree	13.41%	145
Agree	38.39%	415
Neither Agree nor Disagree	33.95%	367
Disagree	12.03%	130
Strongly Disagree	2.22%	24
Total		1,081

Q21 My child's school is clean and well-maintained.

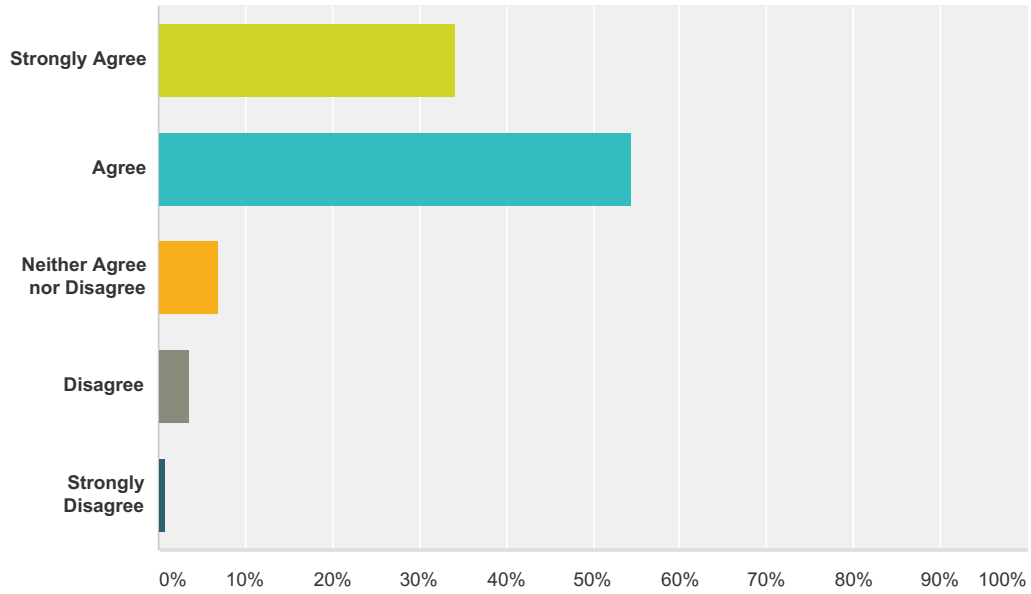
Answered: 1,080 Skipped: 43



Answer Choices	Responses
Strongly Agree	43.89% 474
Agree	50.56% 546
Neither Agree nor Disagree	4.17% 45
Disagree	1.20% 13
Strongly Disagree	0.19% 2
Total	1,080

Q22 I am satisfied with the condition / quality of the physical spaces at my child's school.

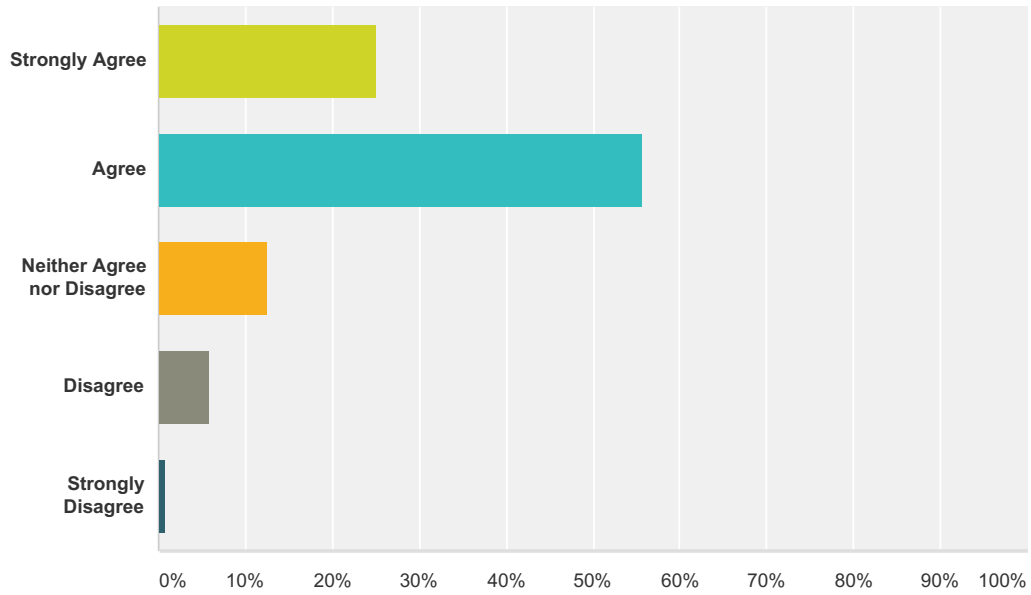
Answered: 1,079 Skipped: 44



Answer Choices	Responses	Count
Strongly Agree	34.29%	370
Agree	54.49%	588
Neither Agree nor Disagree	6.95%	75
Disagree	3.52%	38
Strongly Disagree	0.74%	8
Total		1,079

Q23 The condition / quality of the school's athletic facilities is acceptable.

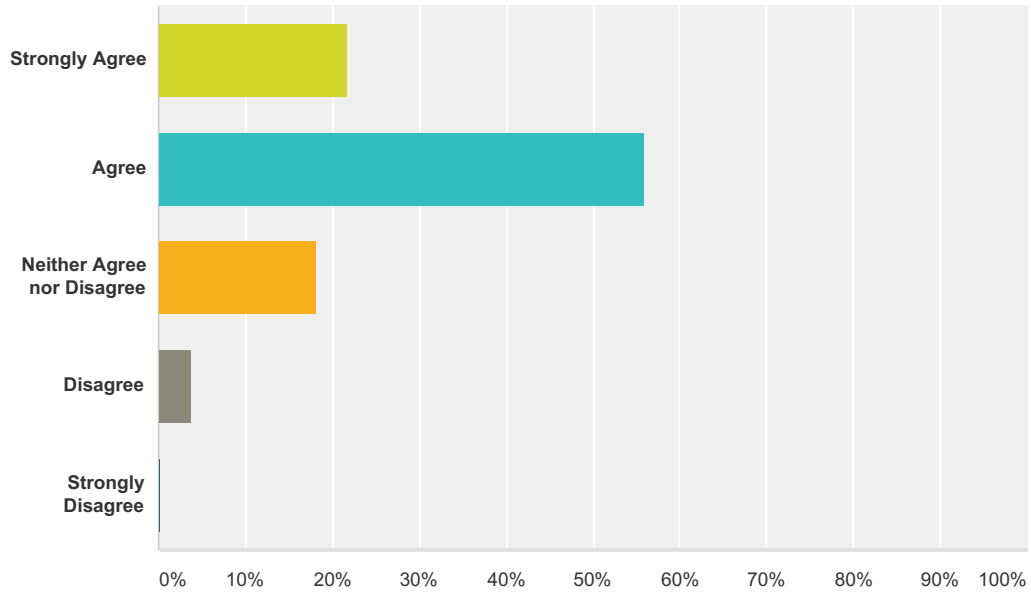
Answered: 1,078 Skipped: 45



Answer Choices	Responses
Strongly Agree	25.14% 271
Agree	55.66% 600
Neither Agree nor Disagree	12.52% 135
Disagree	5.84% 63
Strongly Disagree	0.83% 9
Total	1,078

Q24 The condition / quality of the school's fine and performing arts spaces is acceptable.

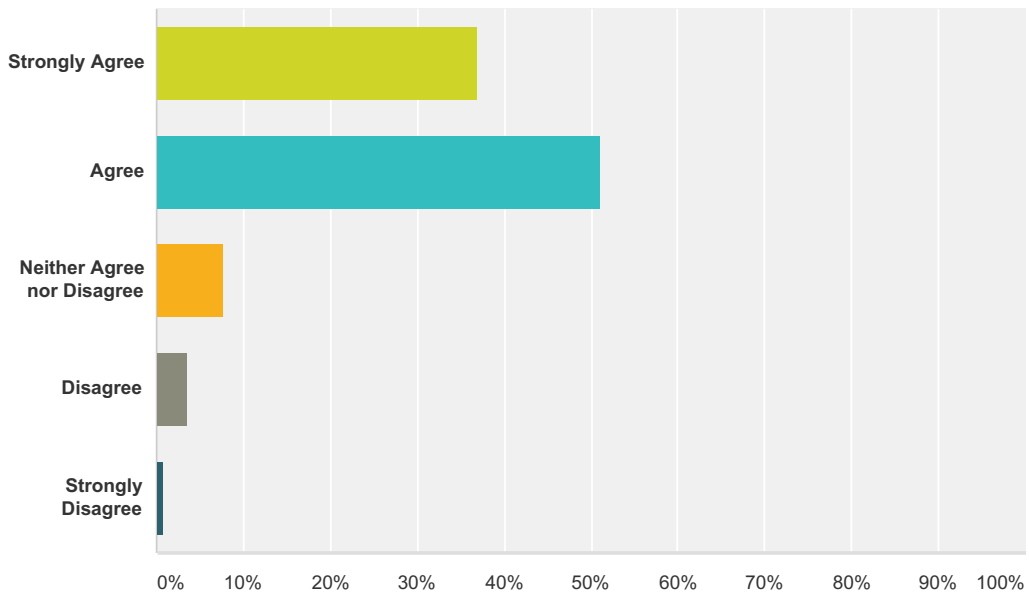
Answered: 1,074 Skipped: 49



Answer Choices	Responses	
Strongly Agree	21.69%	233
Agree	55.96%	601
Neither Agree nor Disagree	18.25%	196
Disagree	3.82%	41
Strongly Disagree	0.28%	3
Total		1,074

Q26 I feel well-informed about the school's programs, services and activities.

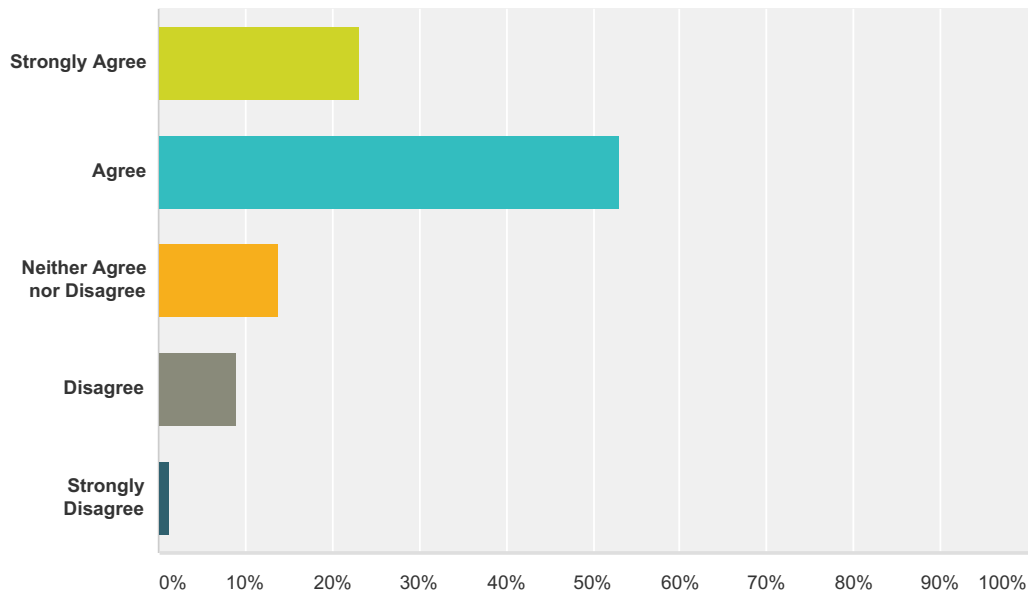
Answered: 1,070 Skipped: 53



Answer Choices	Responses	
Strongly Agree	36.92%	395
Agree	51.12%	547
Neither Agree nor Disagree	7.76%	83
Disagree	3.46%	37
Strongly Disagree	0.75%	8
Total		1,070

Q27 The school keeps me informed of my child's progress.

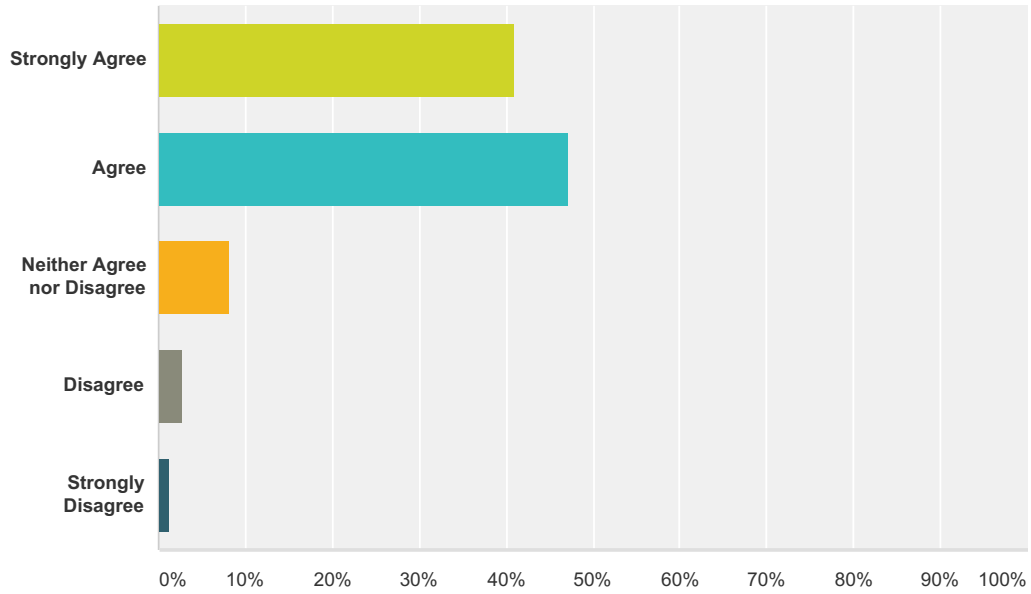
Answered: 1,069 Skipped: 54



Answer Choices	Responses
Strongly Agree	23.11% 247
Agree	52.95% 566
Neither Agree nor Disagree	13.84% 148
Disagree	8.89% 95
Strongly Disagree	1.22% 13
Total	1,069

Q28 School staff members (teachers / principal / support staff) are responsive to my parental concerns.

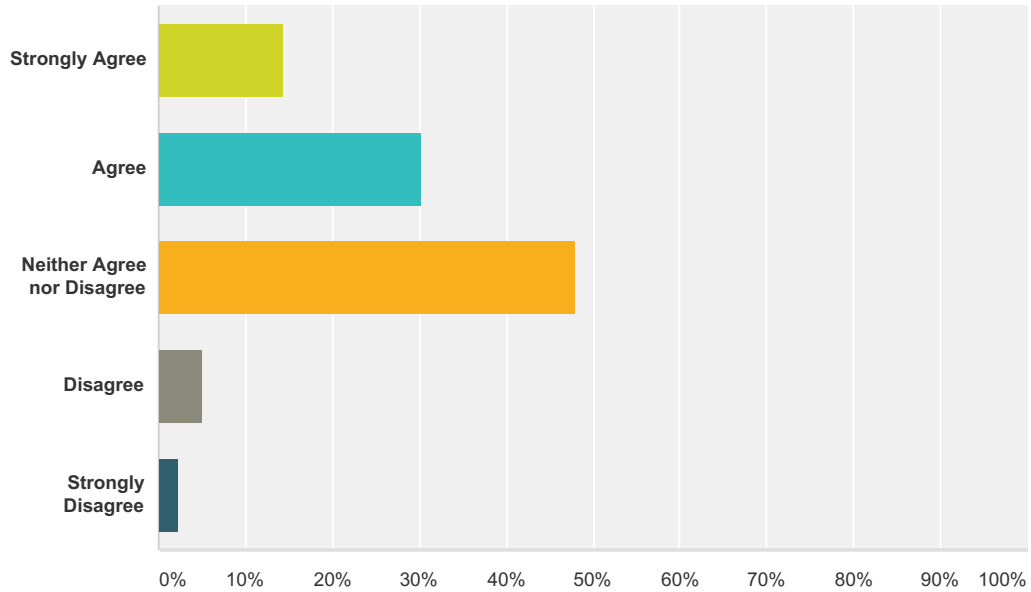
Answered: 1,067 Skipped: 56



Answer Choices	Responses	Count
Strongly Agree	40.96%	437
Agree	47.14%	503
Neither Agree nor Disagree	8.06%	86
Disagree	2.62%	28
Strongly Disagree	1.22%	13
Total		1,067

Q29 The district administration and/or Board of Education are responsive to my parental concerns.

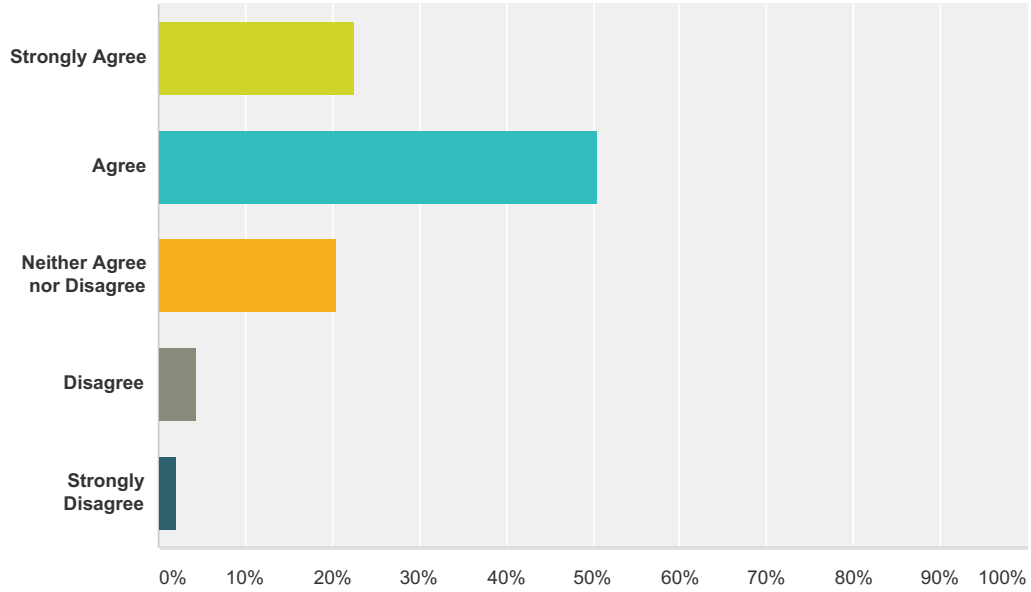
Answered: 1,066 Skipped: 57



Answer Choices	Responses	
Strongly Agree	14.45%	154
Agree	30.30%	323
Neither Agree nor Disagree	47.94%	511
Disagree	5.07%	54
Strongly Disagree	2.25%	24
Total		1,066

Q30 I have sufficient opportunities to express my opinions or concerns regarding my child's school.

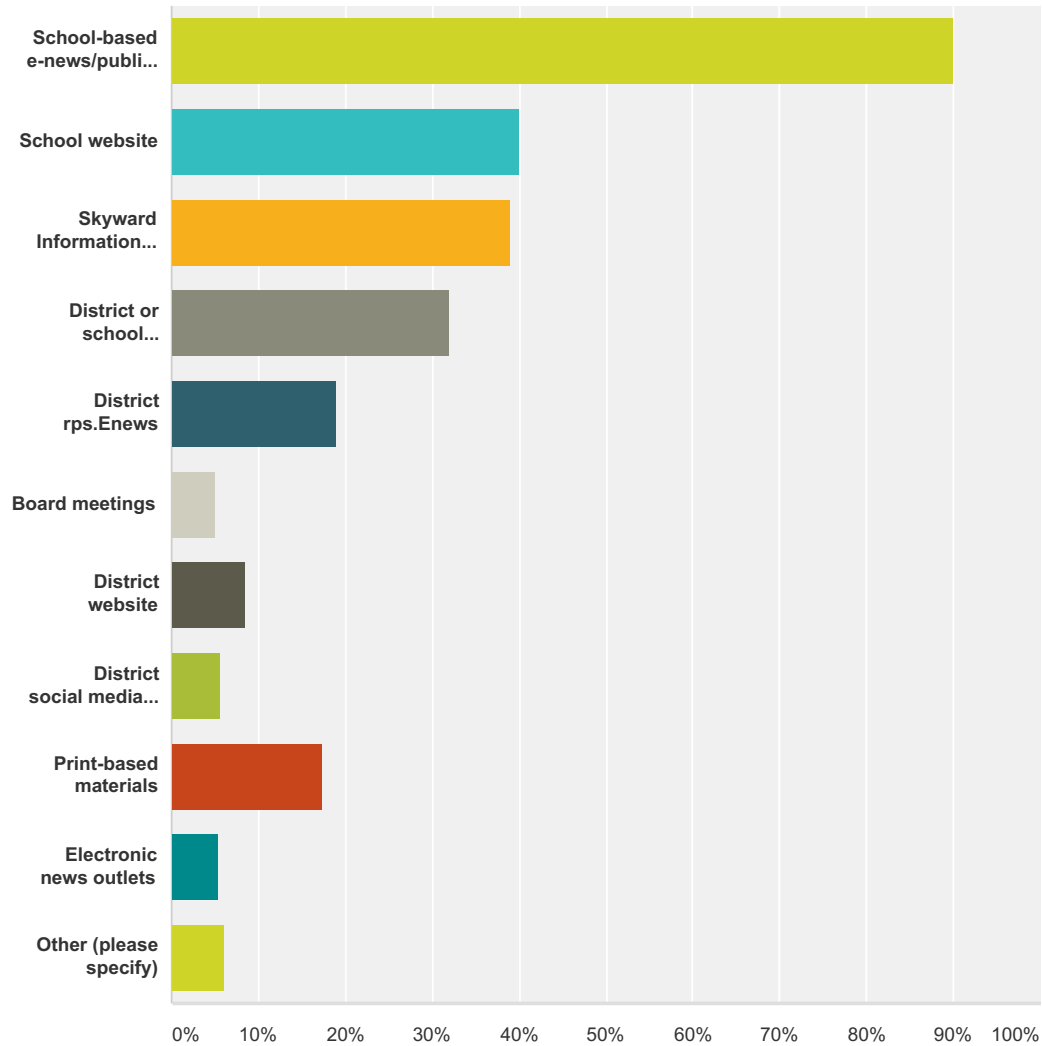
Answered: 1,066 Skipped: 57



Answer Choices	Responses	Count
Strongly Agree	22.61%	241
Agree	50.47%	538
Neither Agree nor Disagree	20.45%	218
Disagree	4.32%	46
Strongly Disagree	2.16%	23
Total		1,066

Q31 How do you receive most of your school-related information? (Check all that apply.)

Answered: 1,058 Skipped: 65



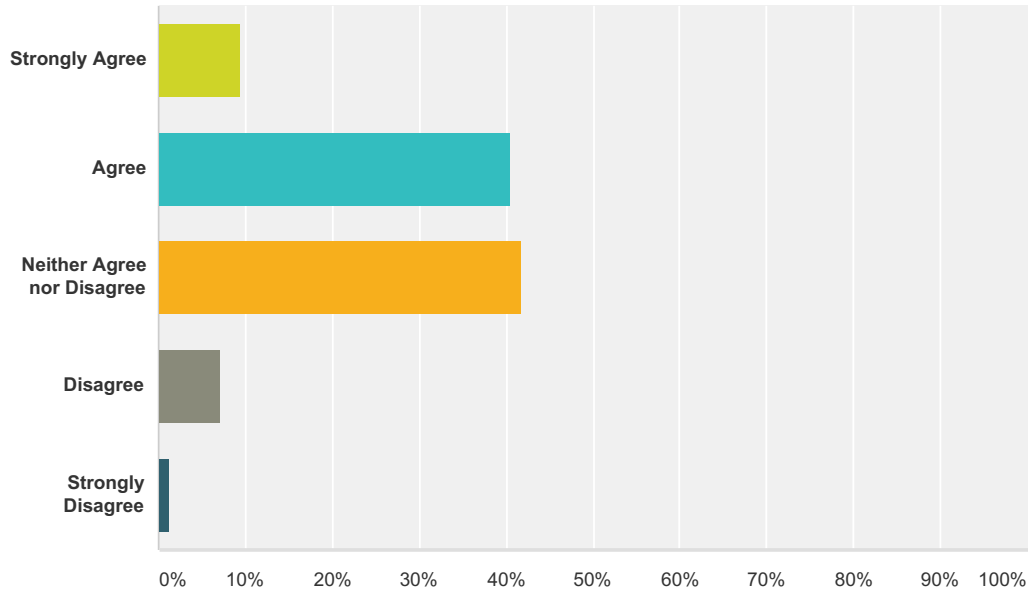
Answer Choices	Responses	Count
School-based e-news/publications	89.98%	952
School website	40.17%	425
Skyward Information System	39.13%	414
District or school e-blasts/robo calls	31.95%	338
District rps.Enews	18.90%	200
Board meetings	4.91%	52
District website	8.60%	91
District social media (Facebook page or Twitter feed)	5.67%	60

2016-2017 Parent / Guardian Survey Elementary Schools

Print-based materials	17.39%	184
Electronic news outlets	5.39%	57
Other (please specify)	5.95%	63
Total Respondents: 1,058		

Q32 The new district website (launched Fall 2016) is a useful source for all I need to know about the Ridgewood Public Schools.

Answered: 1,058 Skipped: 65



Answer Choices	Responses	Count
Strongly Agree	9.45%	100
Agree	40.45%	428
Neither Agree nor Disagree	41.78%	442
Disagree	6.99%	74
Strongly Disagree	1.32%	14
Total		1,058