

PARENT/GUARDIAN SURVEY 2016-2017: GLEN SCHOOL – RED

Results of the May 2017 survey for the Glen School - RED Program

Ridgewood

Public

Schools



Dear Parent or Guardian,

This past May district parents and guardians were asked to fill out a comprehensive survey on topics related to Ridgewood’s schools and your children’s education. The results of the survey for Glen School’s RED Program are presented here.

These results present an important summary that we will use as a resource for making your school and the district the best they can be.

Thank you to all who took the time to complete the survey. We appreciate your feedback and hope you enjoy reading the following report.

The Ridgewood Board of Education

Vincent Loncto, President
James Morgan, Vice President
Sheila Brogan
Christina Krauss
Jennie Smith Wilson

Superintendent of Schools

Daniel Fishbein

How to read this report

The data in this report reflect survey results for Glen School – RED Program.

How was the survey conducted?

The survey was conducted via email from May 8-19, 2017 using SurveyMonkey software. Email invitations with private survey links were sent to all district parents and guardians with email addresses on file. Only one response was allowed for each email address. The survey was completely anonymous.

Numerical data were compiled and charts were created using SurveyMonkey. District data were compiled from the grade-level surveys by the Ridgewood Public Schools Information Technology Department. The superintendent, administrators and school board members reviewed the data and all comments.

What were the results for the whole district?

A total of 8,120 valid emails were sent; 2498 parents or guardians competed or partially completed the surveys, representing a 30.8 percent participation rate. [Click here](#) for a summary of the district data for the 2017 survey.

Full results for the individual schools may be found on the website of the Ridgewood Public Schools at www.ridgewood.k12.nj.us.

How many parents and guardians participated in your school’s 2016-2017 survey?

As of 5.01.17	# Enrolled Students	# Emails Sent*	# Survey Responses	Participation Rate
Glen - RED	43	78 (0 bounced)	36	46.2%
In-District	5690	8183 (8120 valid)	2498	30.8%

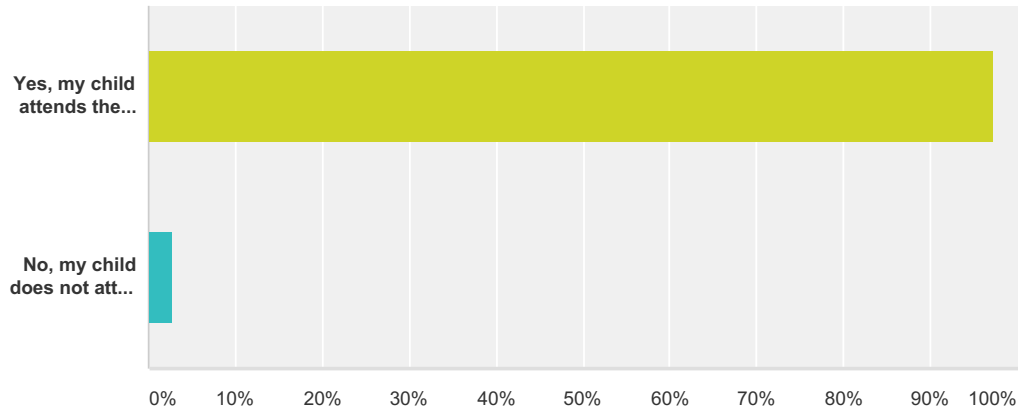
*Includes bounced emails

How will these survey results be used?

Complete survey results have been provided to your school’s principal, the central administration and the Ridgewood Board of Education. The data will be used as one of several resources for the ongoing review and refinement of the programs and practices of the Ridgewood Public Schools.

Q1 Our records show that your child attends the Glen School - RED Program. The questions in this survey should be answered about this school, with your youngest child attending in mind. Please confirm that your child attends the Glen School - RED Program.

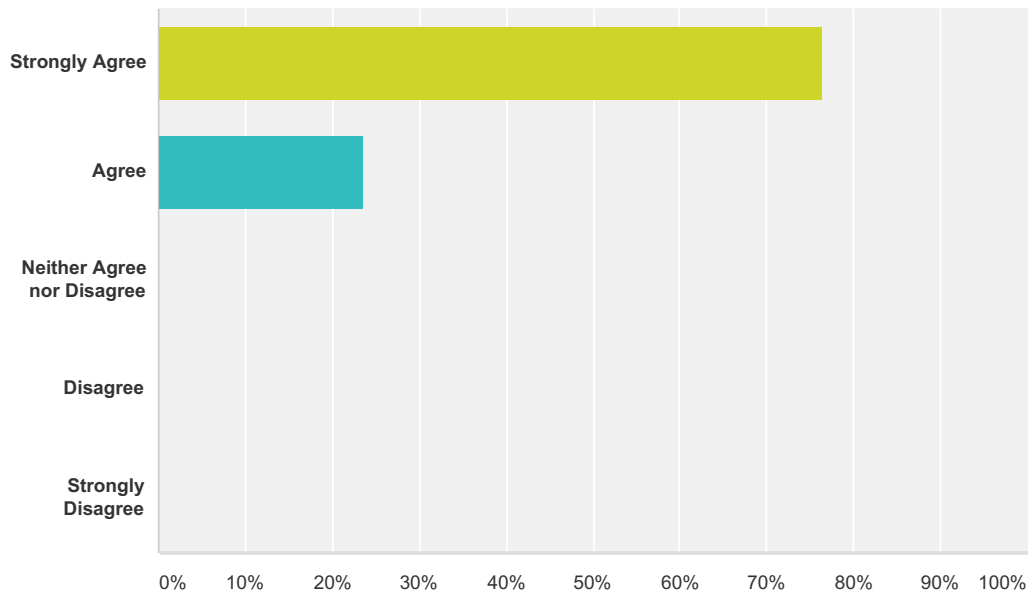
Answered: 36 Skipped: 0



Answer Choices	Responses	
Yes, my child attends the Glen - RED Program.	97.22%	35
No, my child does not attend the Glen - RED Program.	2.78%	1
Total		36

Q2 I am satisfied with the overall quality of my child's education.

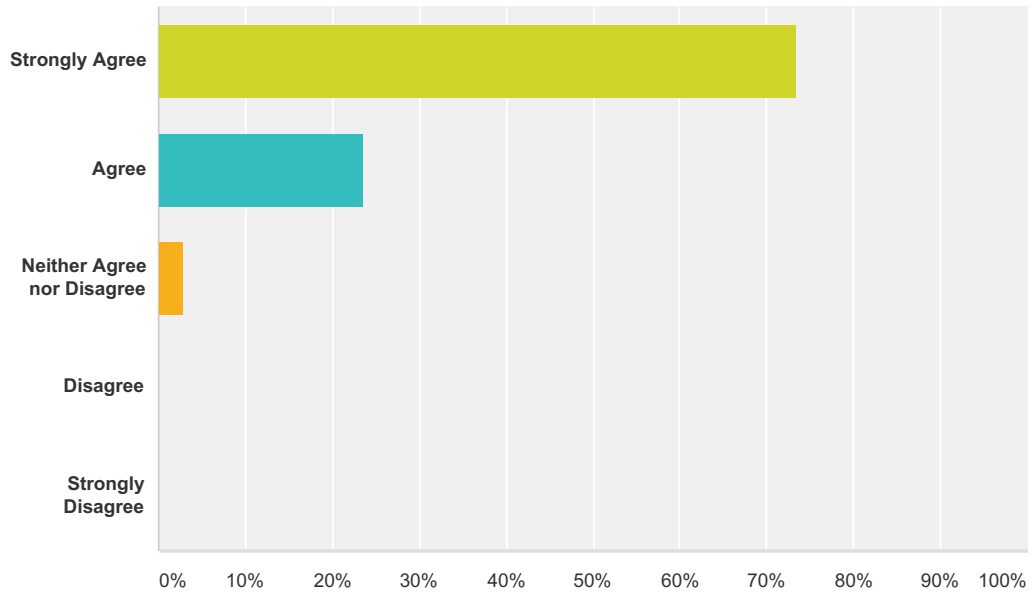
Answered: 34 Skipped: 2



Answer Choices	Responses	
Strongly Agree	76.47%	26
Agree	23.53%	8
Neither Agree nor Disagree	0.00%	0
Disagree	0.00%	0
Strongly Disagree	0.00%	0
Total		34

Q3 My child likes going to school.

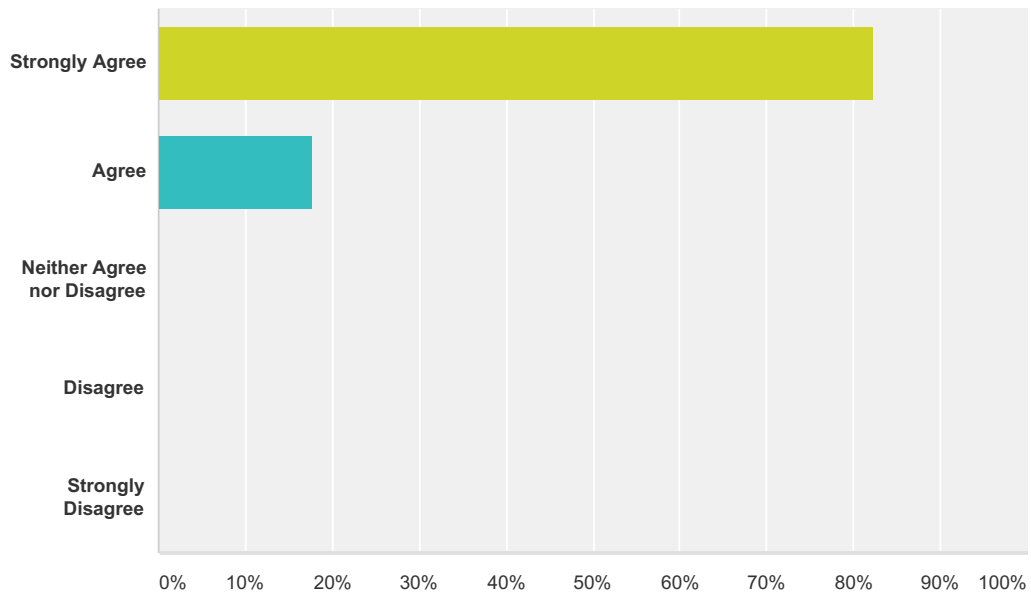
Answered: 34 Skipped: 2



Answer Choices	Responses
Strongly Agree	73.53% 25
Agree	23.53% 8
Neither Agree nor Disagree	2.94% 1
Disagree	0.00% 0
Strongly Disagree	0.00% 0
Total	34

Q4 I would recommend my child's school to other parents.

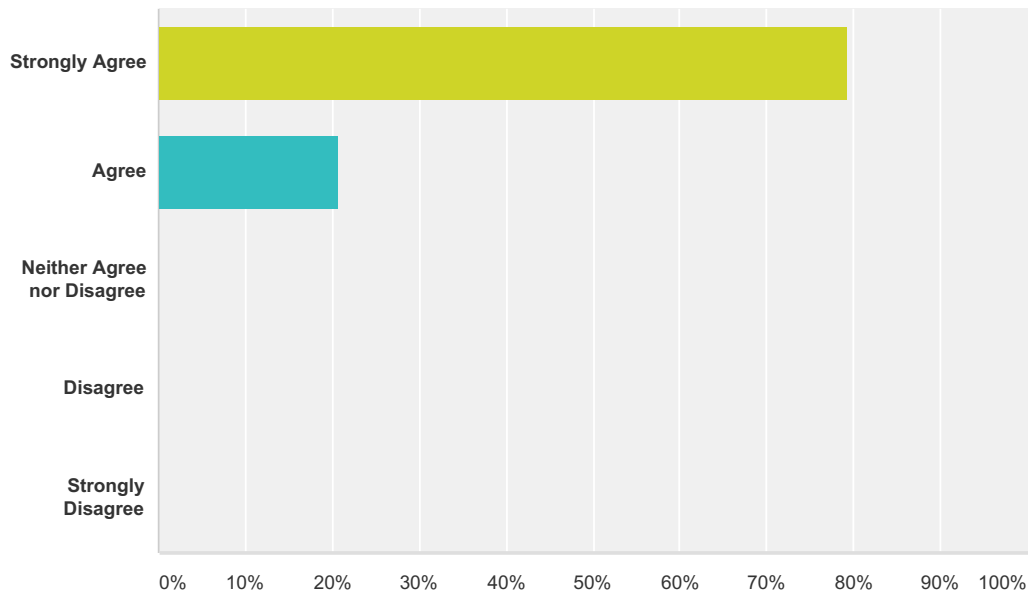
Answered: 34 Skipped: 2



Answer Choices	Responses	
Strongly Agree	82.35%	28
Agree	17.65%	6
Neither Agree nor Disagree	0.00%	0
Disagree	0.00%	0
Strongly Disagree	0.00%	0
Total		34

Q5 I feel welcome in my child's school.

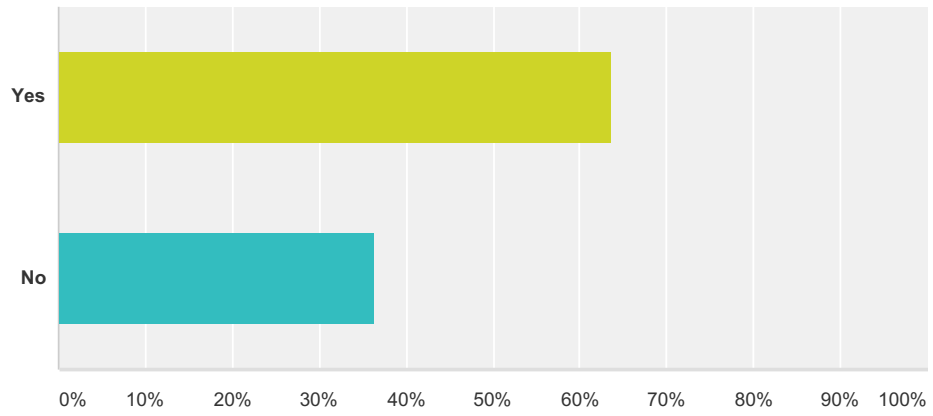
Answered: 34 Skipped: 2



Answer Choices	Responses	
Strongly Agree	79.41%	27
Agree	20.59%	7
Neither Agree nor Disagree	0.00%	0
Disagree	0.00%	0
Strongly Disagree	0.00%	0
Total		34

Q6 I would like to be more involved in my child's school.

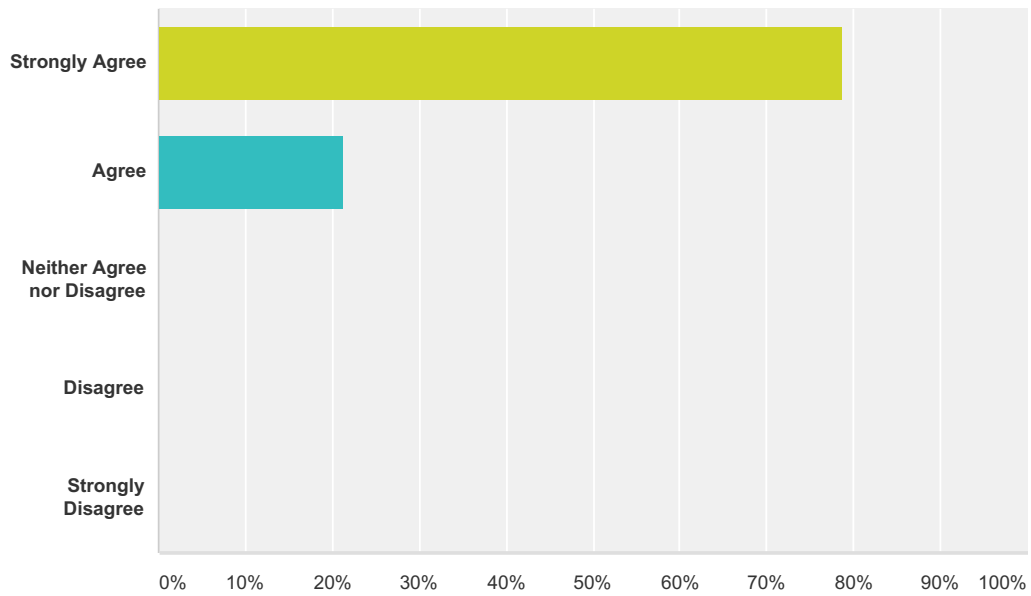
Answered: 33 Skipped: 3



Answer Choices	Responses	
Yes	63.64%	21
No	36.36%	12
Total		33

Q7 My child feels safe at school.

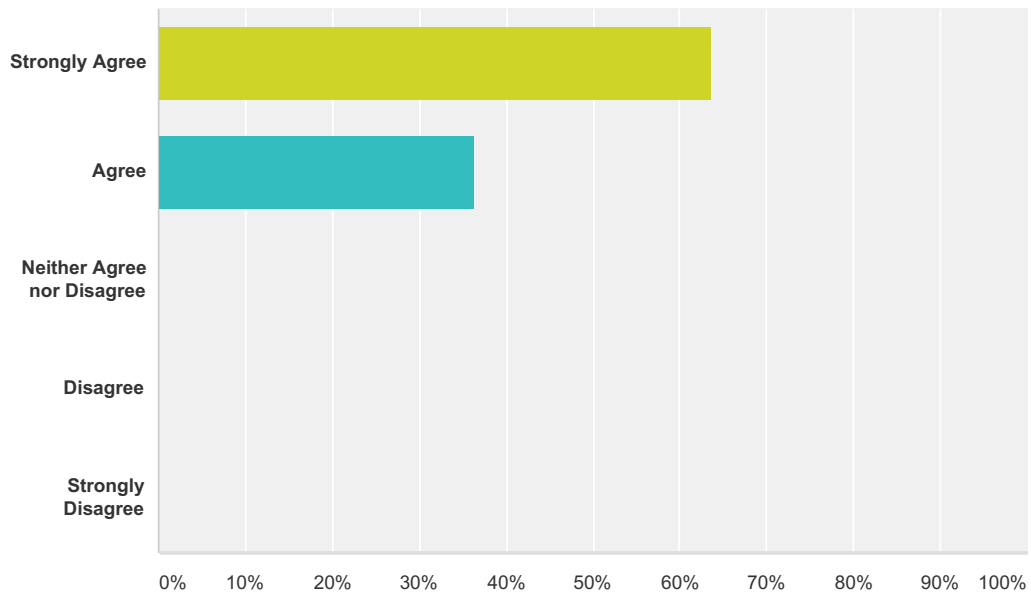
Answered: 33 Skipped: 3



Answer Choices	Responses	
Strongly Agree	78.79%	26
Agree	21.21%	7
Neither Agree nor Disagree	0.00%	0
Disagree	0.00%	0
Strongly Disagree	0.00%	0
Total		33

Q9 I am satisfied with the academic progress of my child.

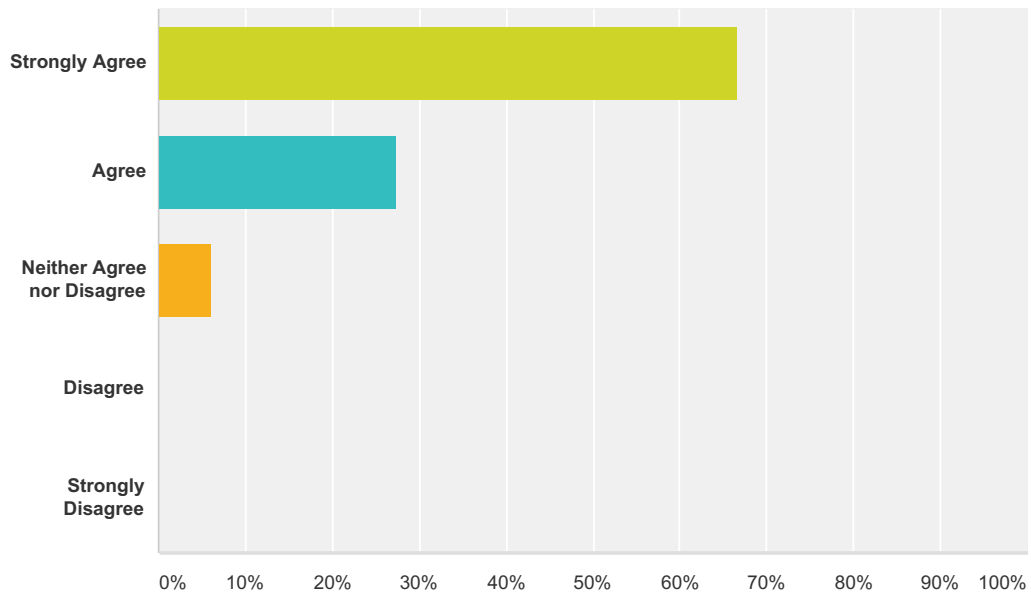
Answered: 33 Skipped: 3



Answer Choices	Responses	
Strongly Agree	63.64%	21
Agree	36.36%	12
Neither Agree nor Disagree	0.00%	0
Disagree	0.00%	0
Strongly Disagree	0.00%	0
Total		33

Q10 The academic challenge is appropriate for my child.

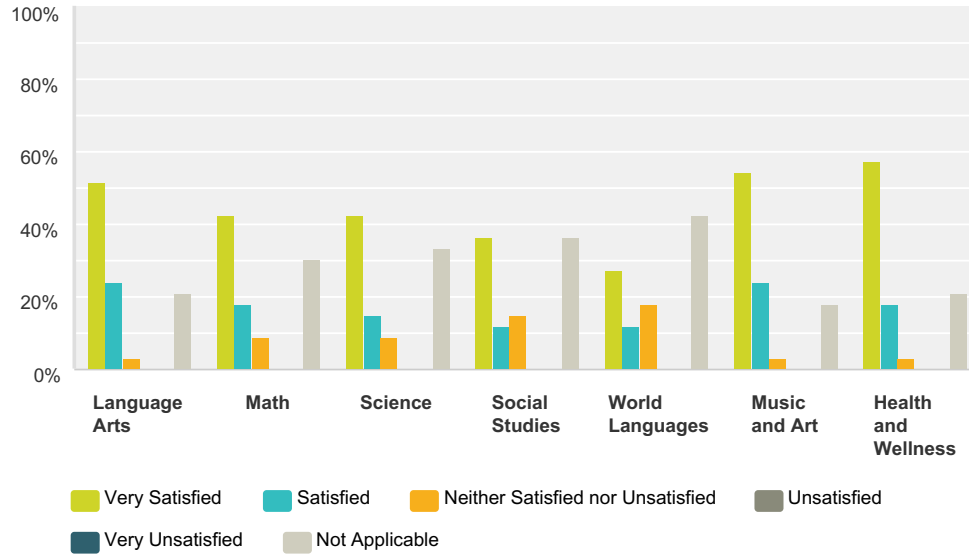
Answered: 33 Skipped: 3



Answer Choices	Responses
Strongly Agree	66.67% 22
Agree	27.27% 9
Neither Agree nor Disagree	6.06% 2
Disagree	0.00% 0
Strongly Disagree	0.00% 0
Total	33

Q11 Please indicate your satisfaction with the following programs at your child's school.

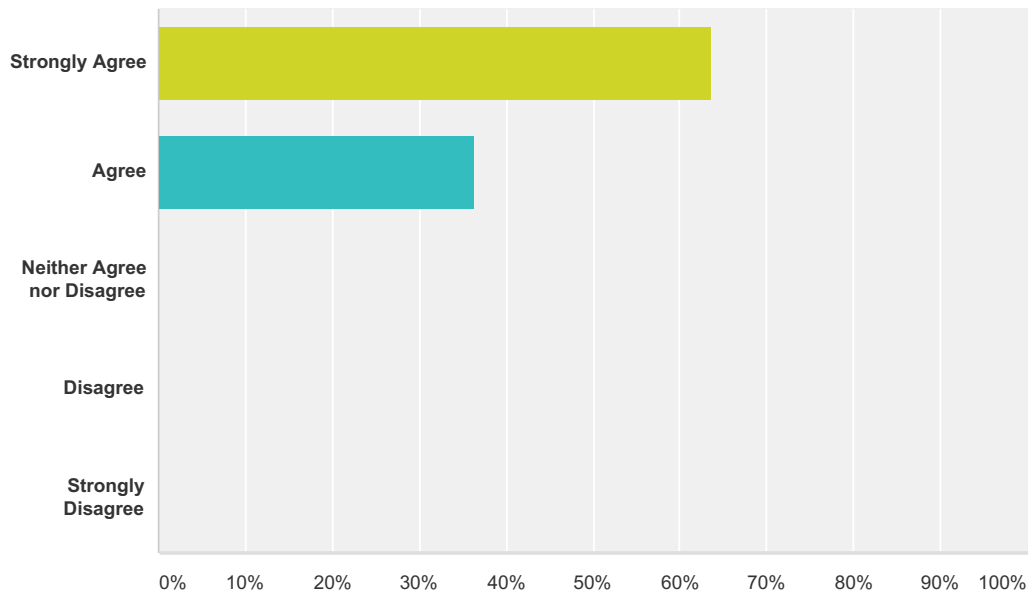
Answered: 33 Skipped: 3



	Very Satisfied	Satisfied	Neither Satisfied nor Unsatisfied	Unsatisfied	Very Unsatisfied	Not Applicable	Total
Language Arts	51.52% 17	24.24% 8	3.03% 1	0.00% 0	0.00% 0	21.21% 7	33
Math	42.42% 14	18.18% 6	9.09% 3	0.00% 0	0.00% 0	30.30% 10	33
Science	42.42% 14	15.15% 5	9.09% 3	0.00% 0	0.00% 0	33.33% 11	33
Social Studies	36.36% 12	12.12% 4	15.15% 5	0.00% 0	0.00% 0	36.36% 12	33
World Languages	27.27% 9	12.12% 4	18.18% 6	0.00% 0	0.00% 0	42.42% 14	33
Music and Art	54.55% 18	24.24% 8	3.03% 1	0.00% 0	0.00% 0	18.18% 6	33
Health and Wellness	57.58% 19	18.18% 6	3.03% 1	0.00% 0	0.00% 0	21.21% 7	33

Q12 My child is encouraged to try new things at school.

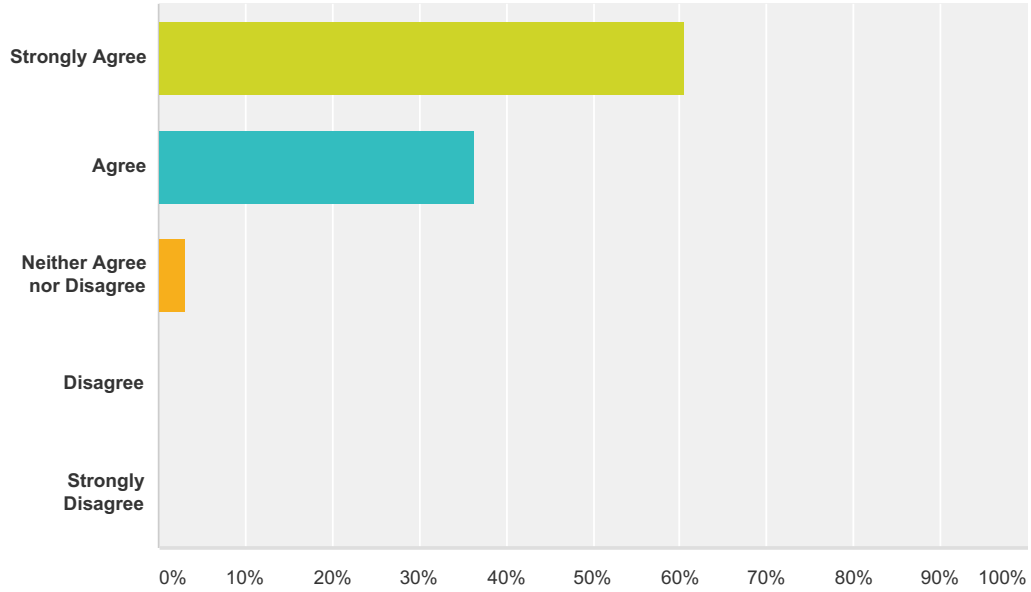
Answered: 33 Skipped: 3



Answer Choices	Responses	
Strongly Agree	63.64%	21
Agree	36.36%	12
Neither Agree nor Disagree	0.00%	0
Disagree	0.00%	0
Strongly Disagree	0.00%	0
Total		33

Q13 The school gives me ideas and opportunities to help my child do his/her best.

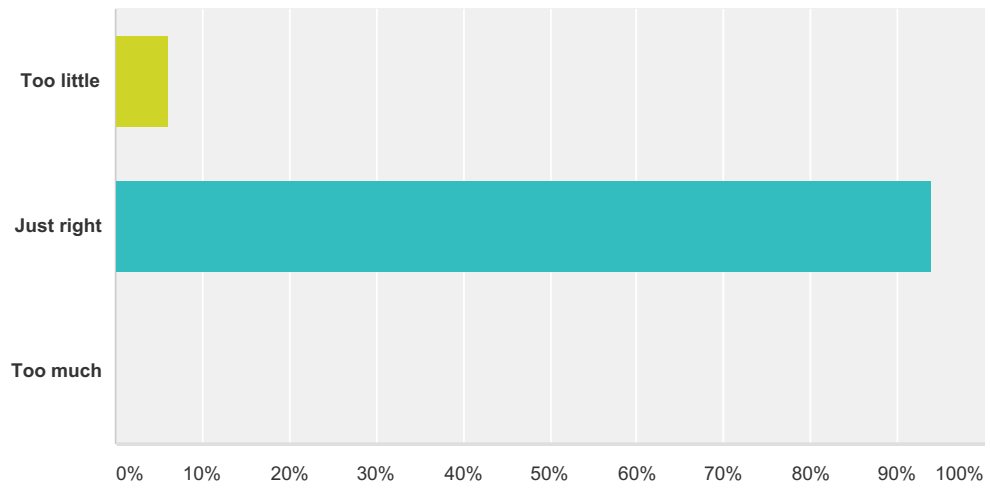
Answered: 33 Skipped: 3



Answer Choices	Responses	
Strongly Agree	60.61%	20
Agree	36.36%	12
Neither Agree nor Disagree	3.03%	1
Disagree	0.00%	0
Strongly Disagree	0.00%	0
Total		33

Q14 The amount of homework my child receives is:

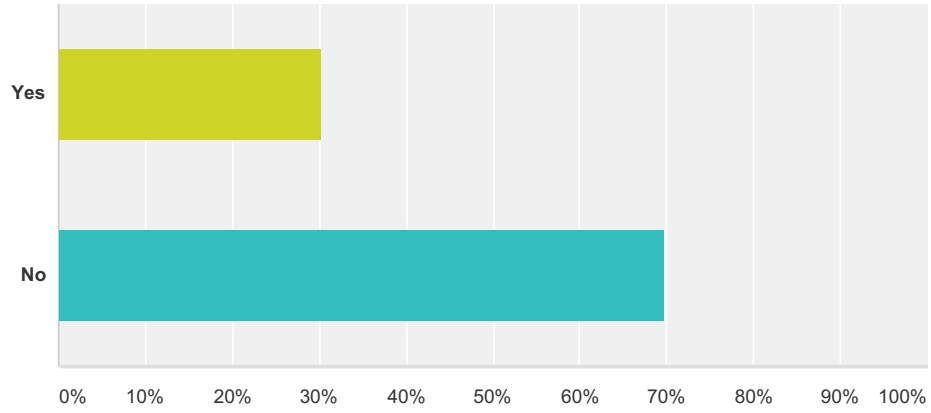
Answered: 33 Skipped: 3



Answer Choices	Responses	
Too little	6.06%	2
Just right	93.94%	31
Too much	0.00%	0
Total		33

Q15 I supplement my child's education with professional tutoring in core subjects such as math or reading.

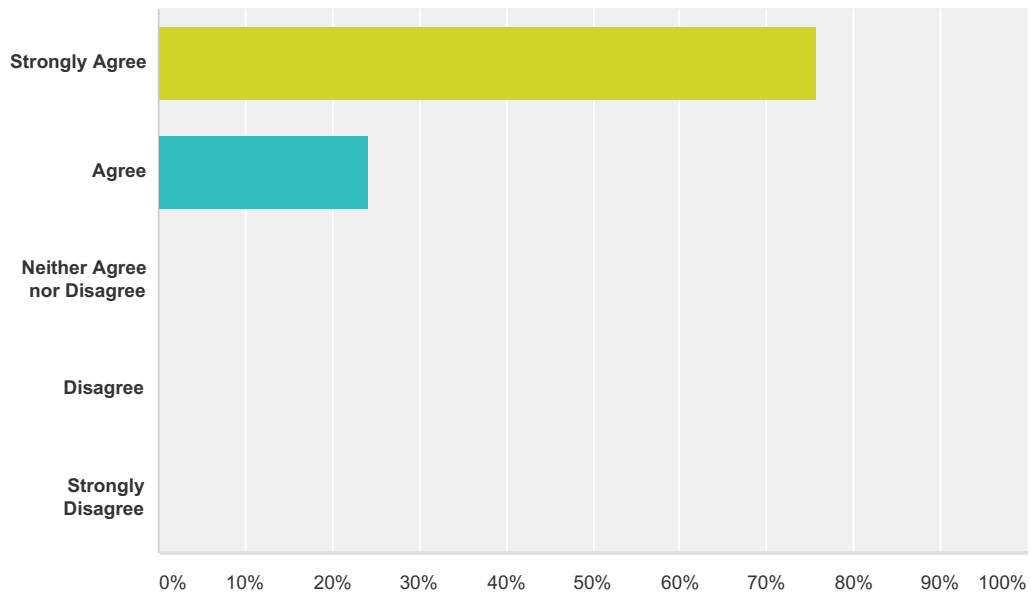
Answered: 33 Skipped: 3



Answer Choices	Responses
Yes	30.30% 10
No	69.70% 23
Total	33

Q17 My child's school is clean and well-maintained.

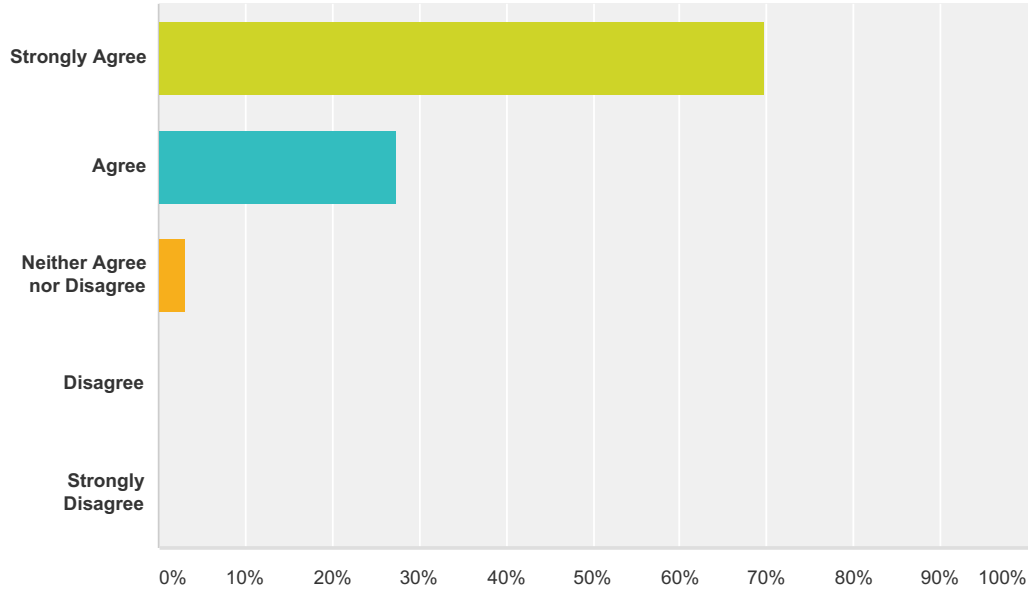
Answered: 33 Skipped: 3



Answer Choices	Responses	
Strongly Agree	75.76%	25
Agree	24.24%	8
Neither Agree nor Disagree	0.00%	0
Disagree	0.00%	0
Strongly Disagree	0.00%	0
Total		33

Q18 I am satisfied with the condition / quality of the physical spaces at my child's school.

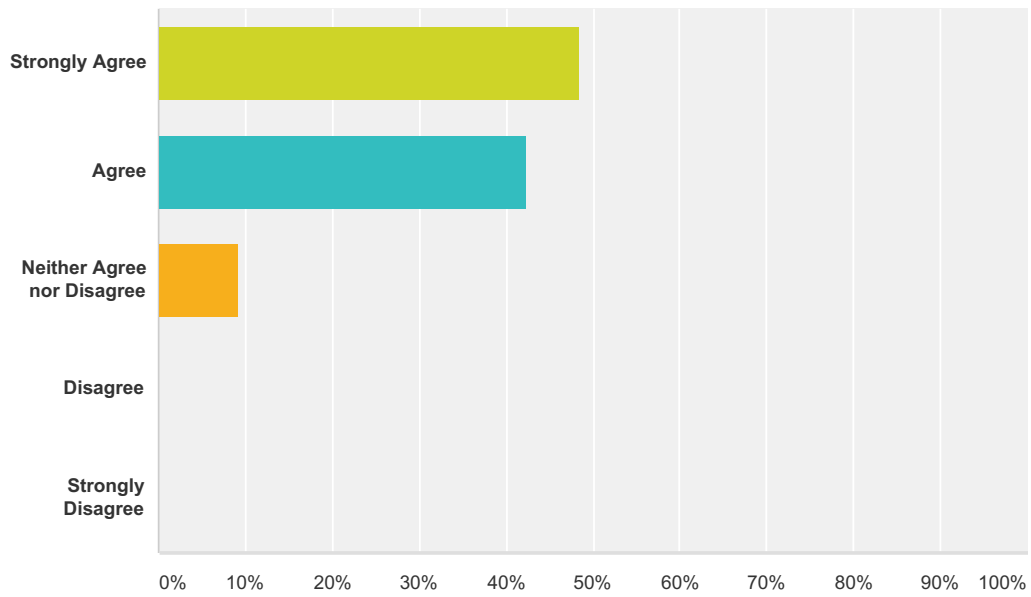
Answered: 33 Skipped: 3



Answer Choices	Responses	
Strongly Agree	69.70%	23
Agree	27.27%	9
Neither Agree nor Disagree	3.03%	1
Disagree	0.00%	0
Strongly Disagree	0.00%	0
Total		33

Q19 The condition / quality of the school's athletic facilities is acceptable.

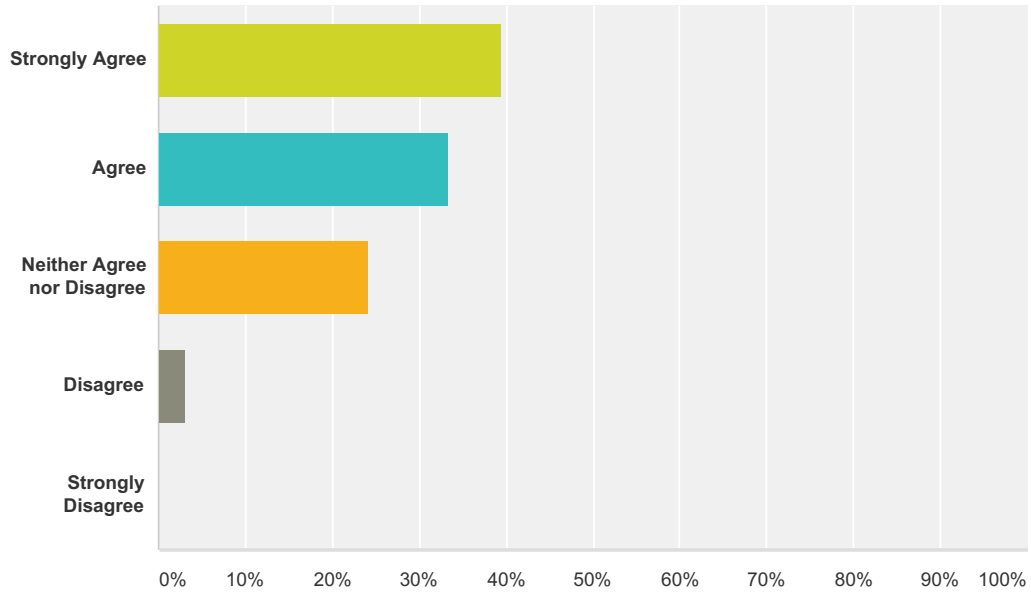
Answered: 33 Skipped: 3



Answer Choices	Responses	
Strongly Agree	48.48%	16
Agree	42.42%	14
Neither Agree nor Disagree	9.09%	3
Disagree	0.00%	0
Strongly Disagree	0.00%	0
Total		33

Q20 The condition / quality of the school's fine and performing arts spaces is acceptable.

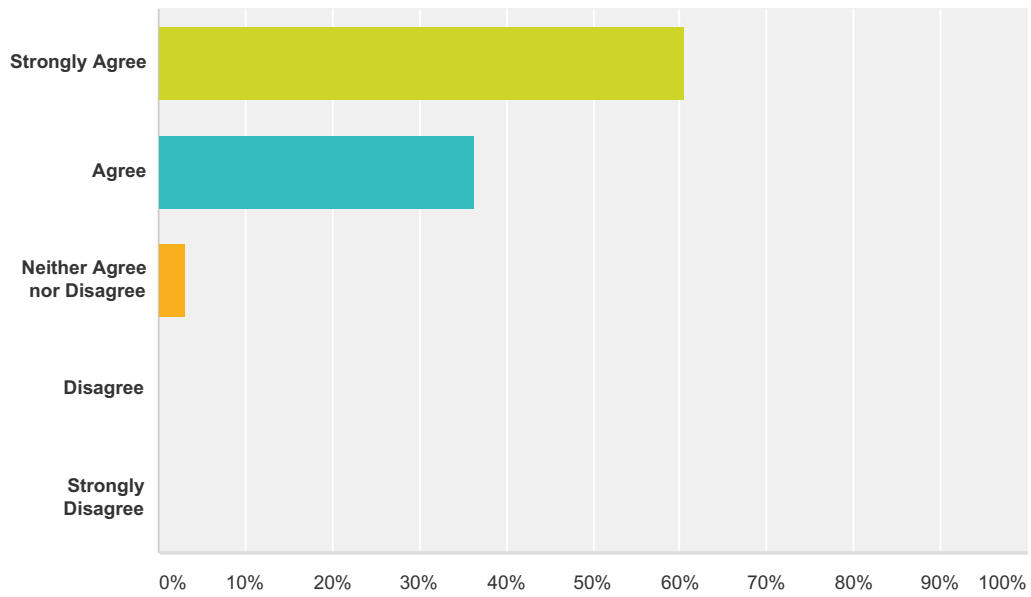
Answered: 33 Skipped: 3



Answer Choices	Responses	
Strongly Agree	39.39%	13
Agree	33.33%	11
Neither Agree nor Disagree	24.24%	8
Disagree	3.03%	1
Strongly Disagree	0.00%	0
Total		33

Q22 I feel well-informed about the school's programs, services and activities.

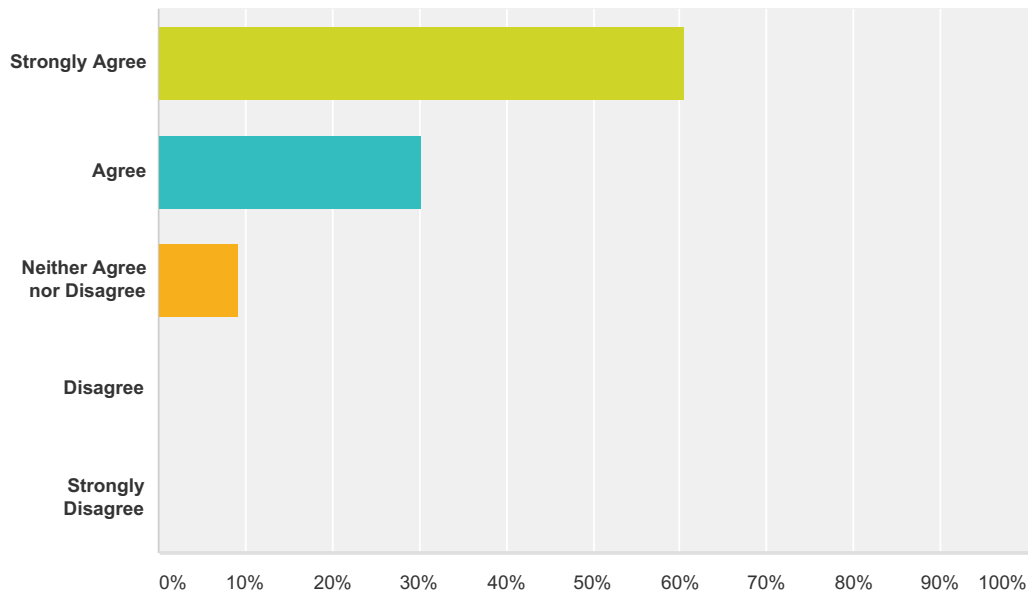
Answered: 33 Skipped: 3



Answer Choices	Responses	Count
Strongly Agree	60.61%	20
Agree	36.36%	12
Neither Agree nor Disagree	3.03%	1
Disagree	0.00%	0
Strongly Disagree	0.00%	0
Total		33

Q23 The school keeps me informed of my child's progress.

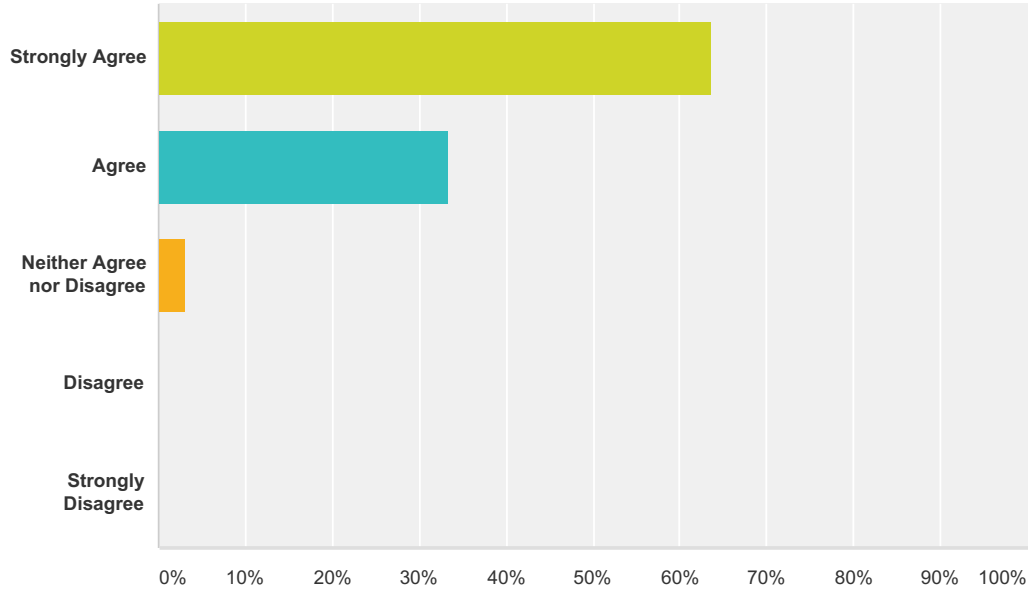
Answered: 33 Skipped: 3



Answer Choices	Responses
Strongly Agree	60.61% 20
Agree	30.30% 10
Neither Agree nor Disagree	9.09% 3
Disagree	0.00% 0
Strongly Disagree	0.00% 0
Total	33

Q24 School staff members (teachers / program coordinator / support staff) are responsive to my parental concerns.

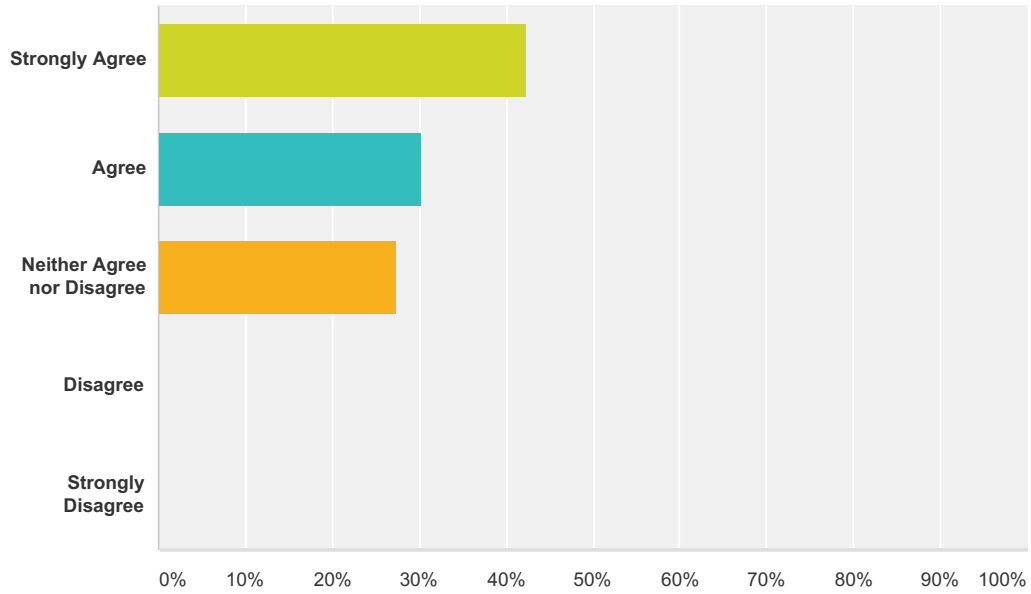
Answered: 33 Skipped: 3



Answer Choices	Responses	
Strongly Agree	63.64%	21
Agree	33.33%	11
Neither Agree nor Disagree	3.03%	1
Disagree	0.00%	0
Strongly Disagree	0.00%	0
Total		33

Q25 The district administration and/or Board of Education are responsive to my parental concerns.

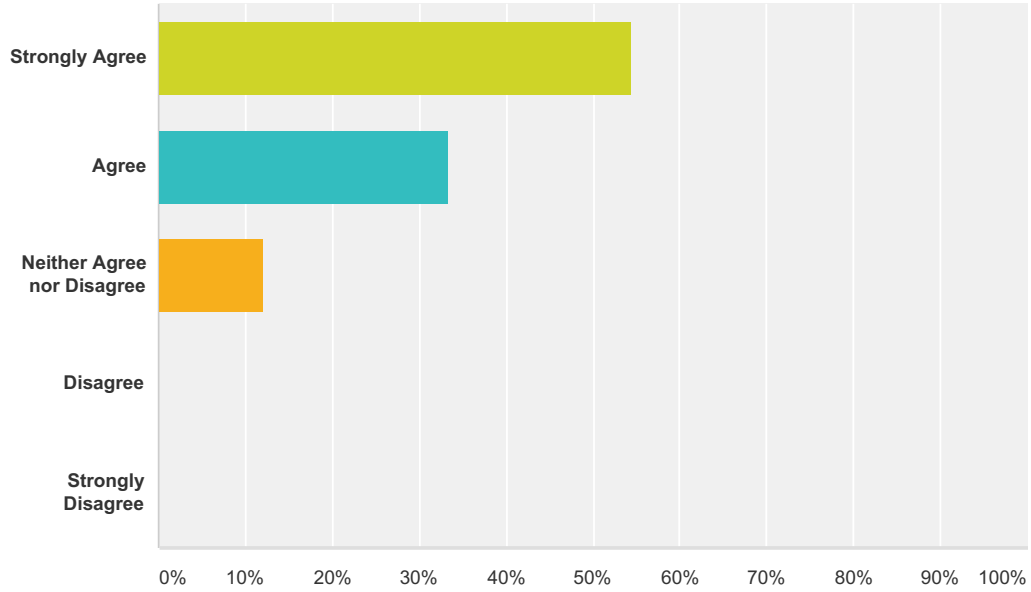
Answered: 33 Skipped: 3



Answer Choices	Responses	
Strongly Agree	42.42%	14
Agree	30.30%	10
Neither Agree nor Disagree	27.27%	9
Disagree	0.00%	0
Strongly Disagree	0.00%	0
Total		33

Q26 I have sufficient opportunities to express my opinions or concerns regarding my child's school.

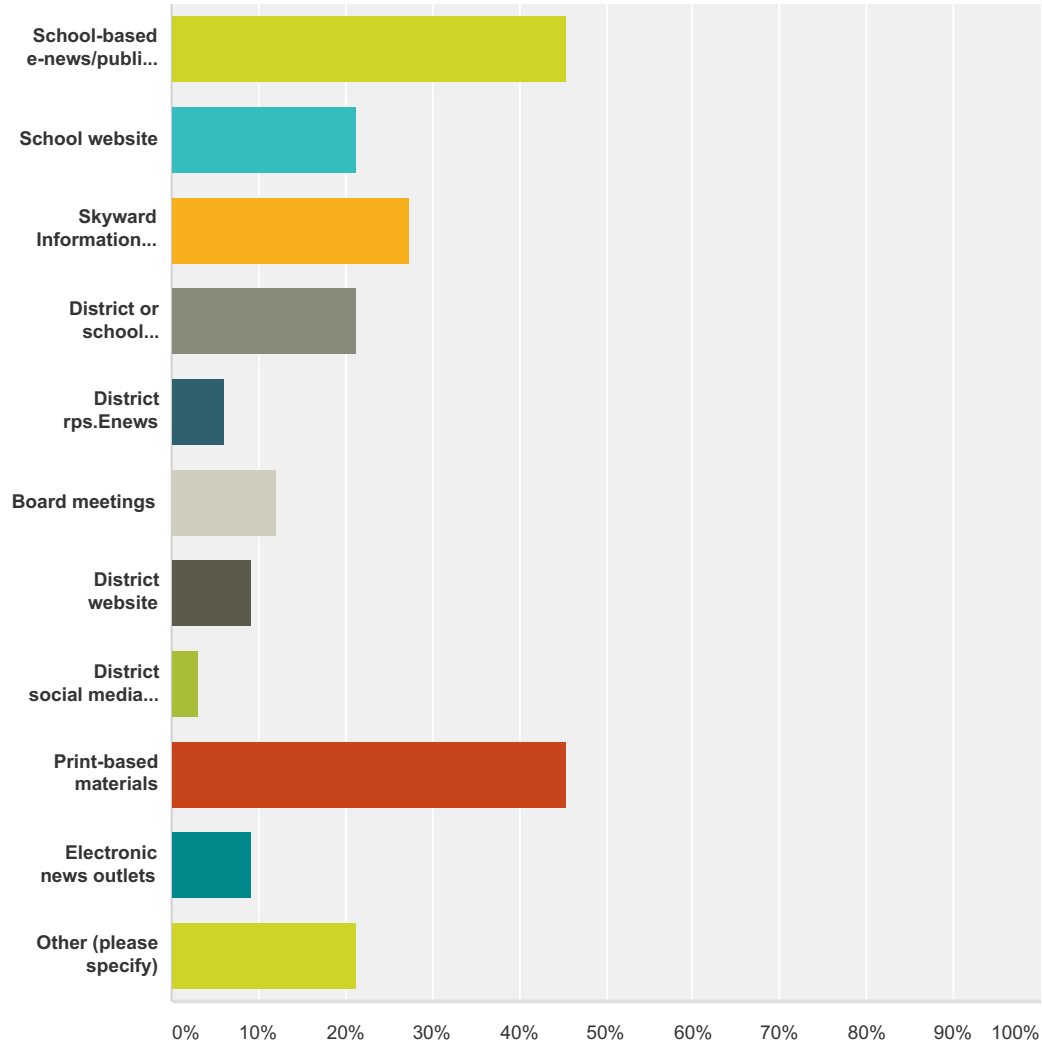
Answered: 33 Skipped: 3



Answer Choices	Responses	
Strongly Agree	54.55%	18
Agree	33.33%	11
Neither Agree nor Disagree	12.12%	4
Disagree	0.00%	0
Strongly Disagree	0.00%	0
Total		33

Q27 How do you receive most of your school-related information? (Check all that apply.)

Answered: 33 Skipped: 3



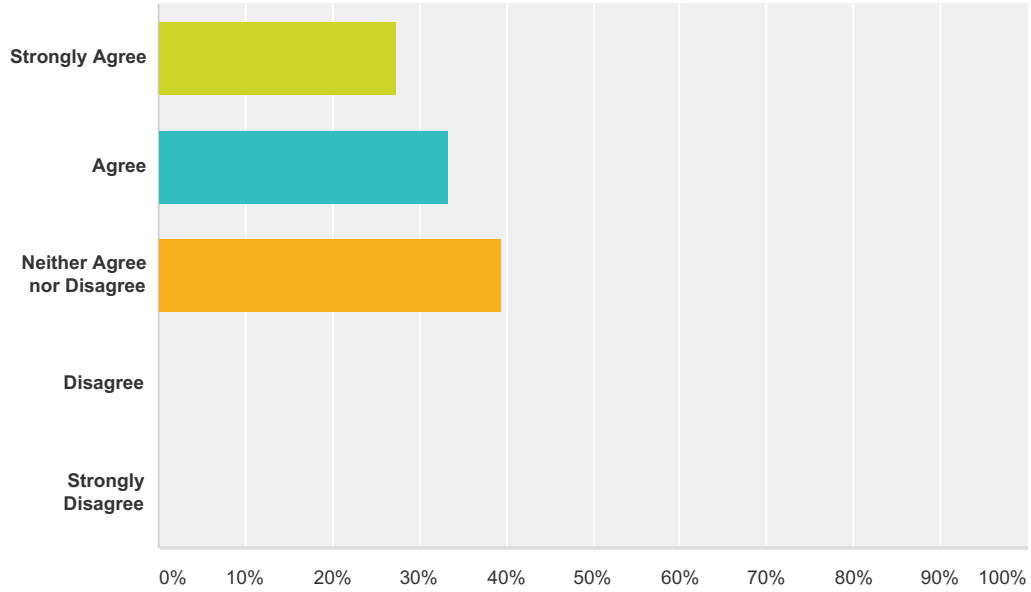
Answer Choices	Responses
School-based e-news/publications	45.45% 15
School website	21.21% 7
Skyward Information System	27.27% 9
District or school e-blasts/robo calls	21.21% 7
District rps.Enews	6.06% 2
Board meetings	12.12% 4
District website	9.09% 3
District social media (Facebook page or Twitter feed)	3.03% 1

2016-2017 Parent / Guardian Survey Glen School - RED Program

Print-based materials	45.45%	15
Electronic news outlets	9.09%	3
Other (please specify)	21.21%	7
Total Respondents: 33		

Q28 The new district website (launched Fall 2016) is a useful source for all I need to know about the Ridgewood Public Schools.

Answered: 33 Skipped: 3



Answer Choices	Responses
Strongly Agree	27.27% 9
Agree	33.33% 11
Neither Agree nor Disagree	39.39% 13
Disagree	0.00% 0
Strongly Disagree	0.00% 0
Total	33