

# PARENT/GUARDIAN SURVEY 2016-2017: GEORGE WASHINGTON MIDDLE SCHOOL

Results of the May 2017 survey for George Washington Middle School

Ridgewood

Public

Schools



*Dear Parent or Guardian,*

This past May district parents and guardians were asked to fill out a comprehensive survey on topics related to Ridgewood’s schools and your children’s education. The results of the survey for George Washington Middle School are presented here.

These results present an important summary that we will use as a resource for making your school and the district the best they can be.

Thank you to all who took the time to complete the survey. We appreciate your feedback and hope you enjoy reading the following report.

The Ridgewood Board of Education

*Vincent Loncto, President*  
*James Morgan, Vice President*  
*Sheila Brogan*  
*Christina Krauss*  
*Jennie Smith Wilson*

Superintendent of Schools

*Daniel Fishbein*

**How to read this report**

The data in this report reflect survey results for George Washington Middle School.

**How was the survey conducted?**

The survey was conducted via email from May 8-19, 2017 using SurveyMonkey software. Email invitations with private survey links were sent to all district parents and guardians with email addresses on file. Only one response was allowed for each email address. The survey was completely anonymous.

Numerical data were compiled and charts were created using SurveyMonkey. District data were compiled from the grade-level surveys by the Ridgewood Public Schools Information Technology Department. The superintendent, administrators and school board members reviewed the data and all comments.

**What were the results for the whole district?**

A total of 8,120 valid emails were sent; 2498 parents or guardians competed or partially completed the surveys, representing a 30.8 percent participation rate. [Click here](#) for a summary of the district data for the 2017 survey.

Full results for the individual schools may be found on the website of the Ridgewood Public Schools at [www.ridgewood.k12.nj.us](http://www.ridgewood.k12.nj.us).

**How many parents and guardians participated in your school’s 2016-2017 survey?**

As of 5.01.17	# Enrolled Students	# Emails Sent*	# Survey Responses	Participation Rate
GWMS	732	1235	355	28.7%
In-District	5690	8183 (8120 valid)	2498	30.8%

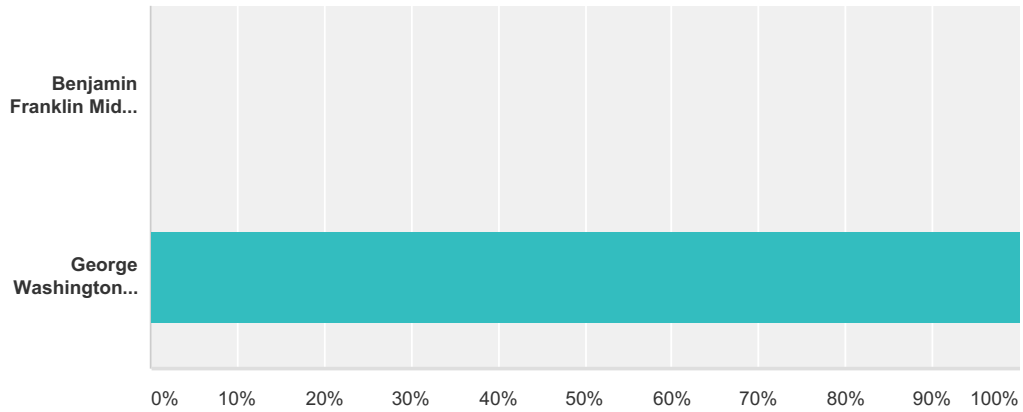
\*Includes bounced emails

**How will these survey results be used?**

Complete survey results have been provided to your school’s principal, the central administration and the Ridgewood Board of Education. The data will be used as one of several resources for the ongoing review and refinement of the programs and practices of the Ridgewood Public Schools.

**Q1 Our records show that your child attends a Ridgewood middle school. The questions in this survey should be answered about this school, with your youngest child attending this school in mind. Which middle school does your child attend?**

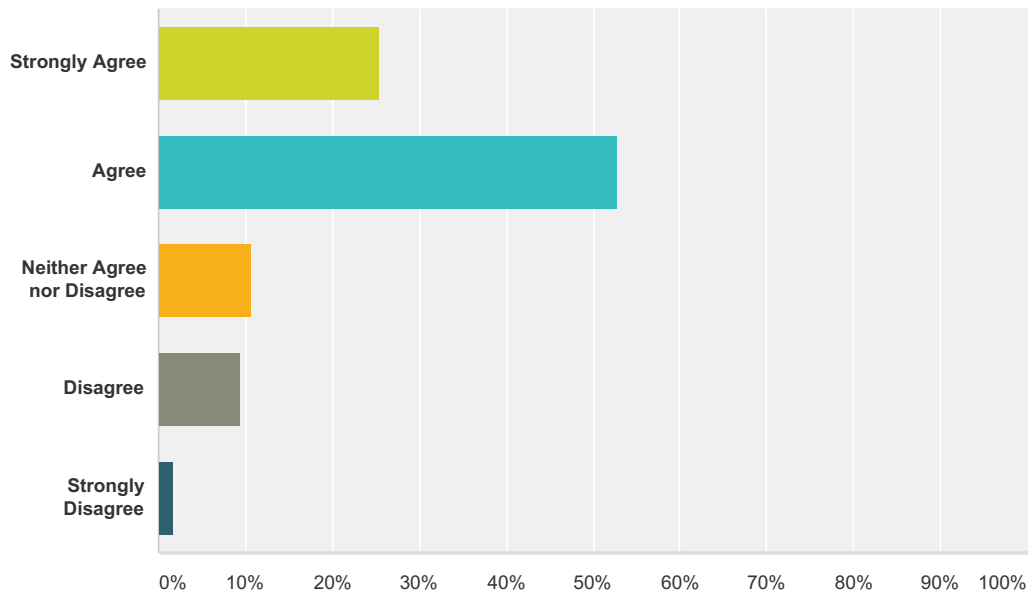
Answered: 355 Skipped: 0



Answer Choices	Responses
Benjamin Franklin Middle School	0.00% 0
George Washington Middle School	100.00% 355
<b>Total</b>	<b>355</b>

## Q2 I am satisfied with the overall quality of my child's education.

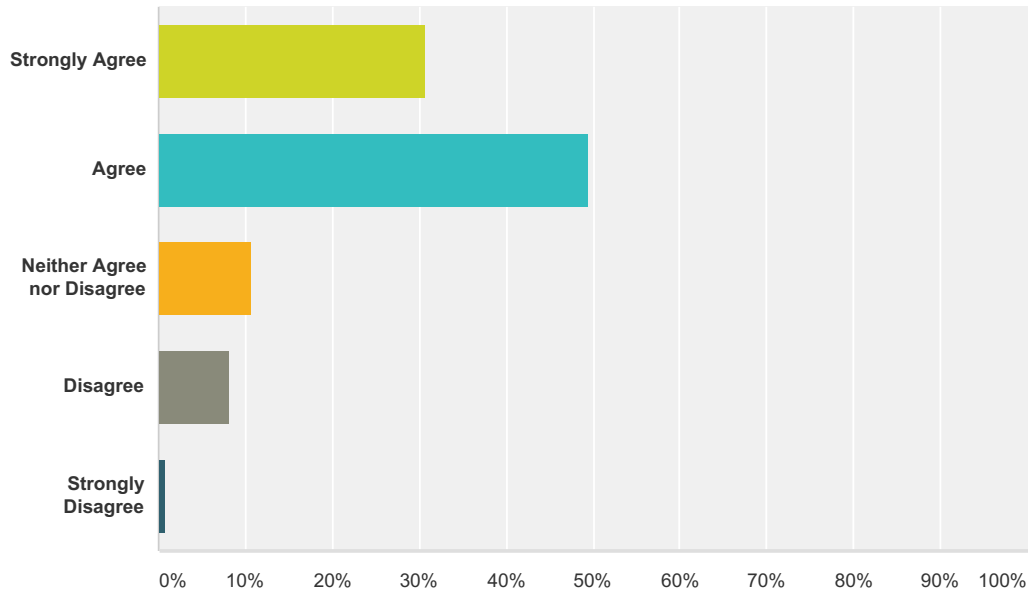
Answered: 354 Skipped: 1



Answer Choices	Responses
Strongly Agree	25.42% 90
Agree	52.82% 187
Neither Agree nor Disagree	10.73% 38
Disagree	9.32% 33
Strongly Disagree	1.69% 6
<b>Total</b>	<b>354</b>

### Q3 My child likes going to school.

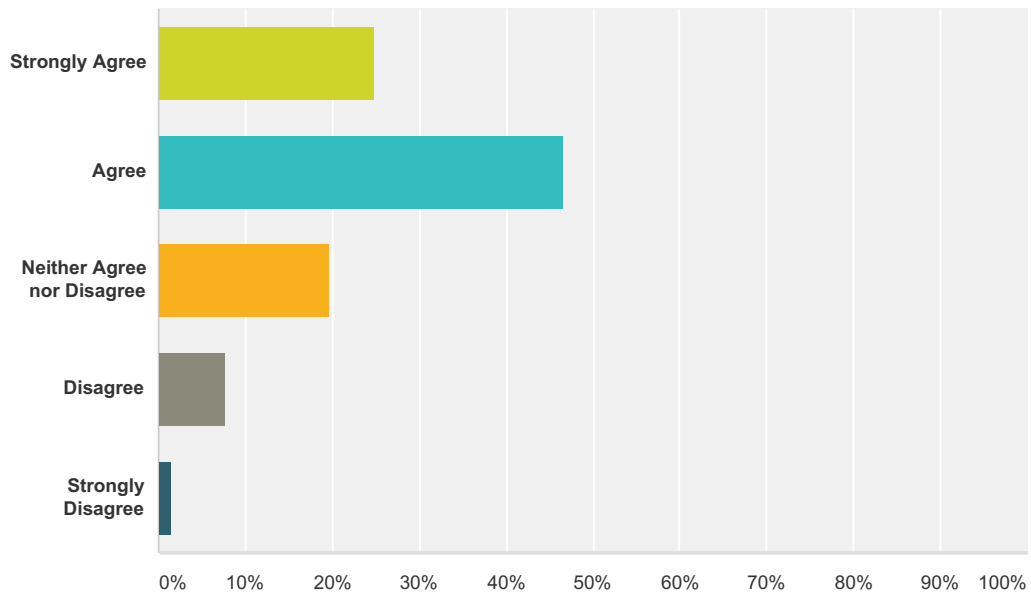
Answered: 354 Skipped: 1



Answer Choices	Responses
Strongly Agree	30.79% 109
Agree	49.44% 175
Neither Agree nor Disagree	10.73% 38
Disagree	8.19% 29
Strongly Disagree	0.85% 3
<b>Total</b>	<b>354</b>

### Q4 I would recommend my child's school to other parents.

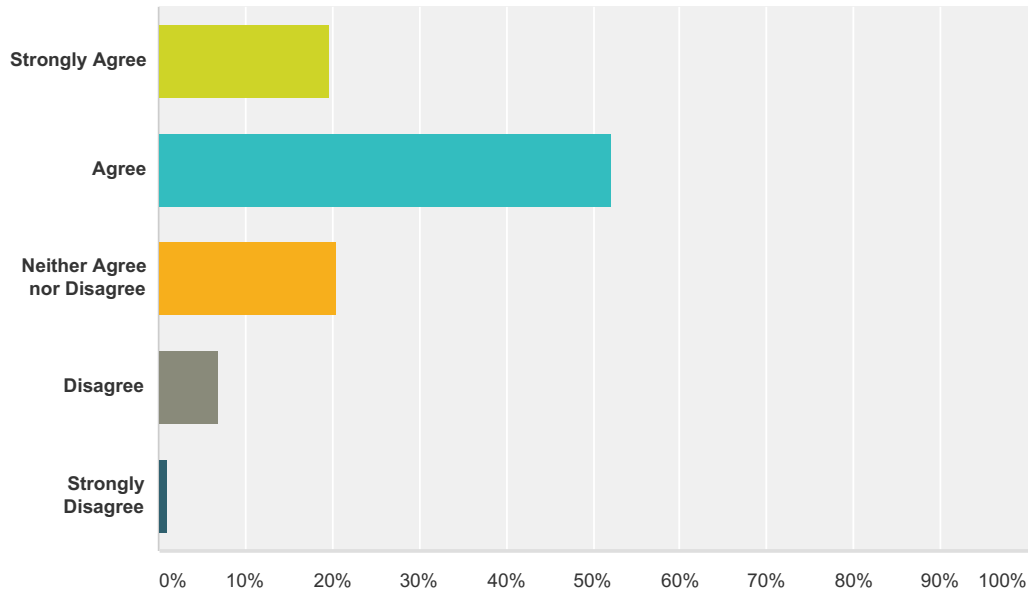
Answered: 353 Skipped: 2



Answer Choices	Responses	
Strongly Agree	24.93%	88
Agree	46.46%	164
Neither Agree nor Disagree	19.55%	69
Disagree	7.65%	27
Strongly Disagree	1.42%	5
<b>Total</b>		<b>353</b>

**Q5 I feel welcome in my child's school.**

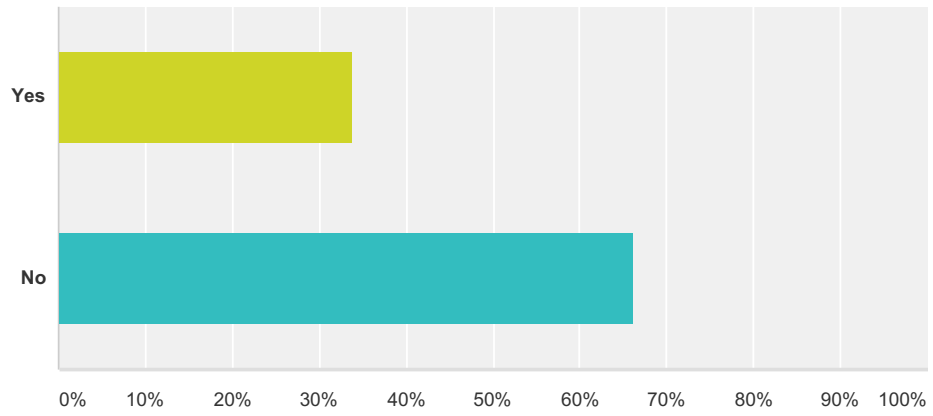
Answered: 353 Skipped: 2



Answer Choices	Responses
Strongly Agree	19.55% 69
Agree	52.12% 184
Neither Agree nor Disagree	20.40% 72
Disagree	6.80% 24
Strongly Disagree	1.13% 4
<b>Total</b>	<b>353</b>

**Q6 I would like to be more involved in my child's school.**

Answered: 352 Skipped: 3

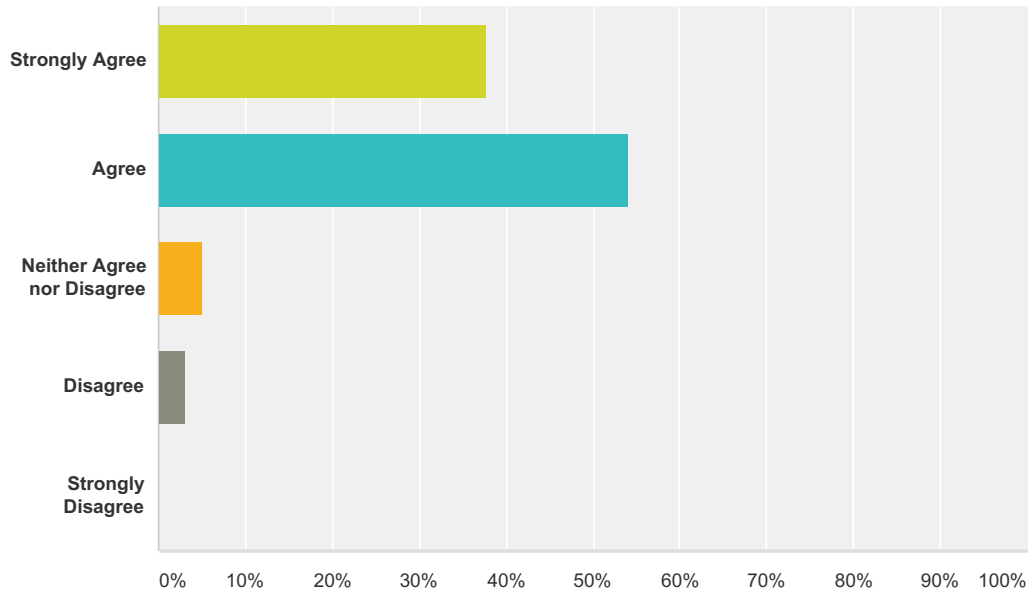


Answer Choices	Responses	
Yes	33.81%	119
No	66.19%	233
<b>Total</b>		<b>352</b>



### Q7 My child feels safe at school.

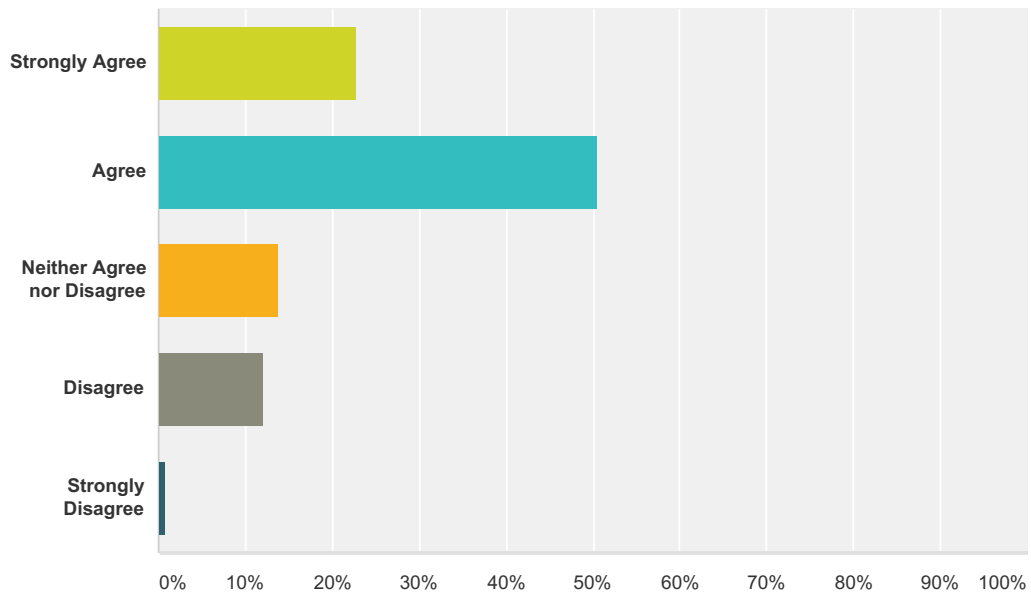
Answered: 352 Skipped: 3



Answer Choices	Responses	
Strongly Agree	37.78%	133
Agree	53.98%	190
Neither Agree nor Disagree	5.11%	18
Disagree	3.13%	11
Strongly Disagree	0.00%	0
<b>Total</b>		<b>352</b>

**Q9 I am satisfied with the academic progress of my child.**

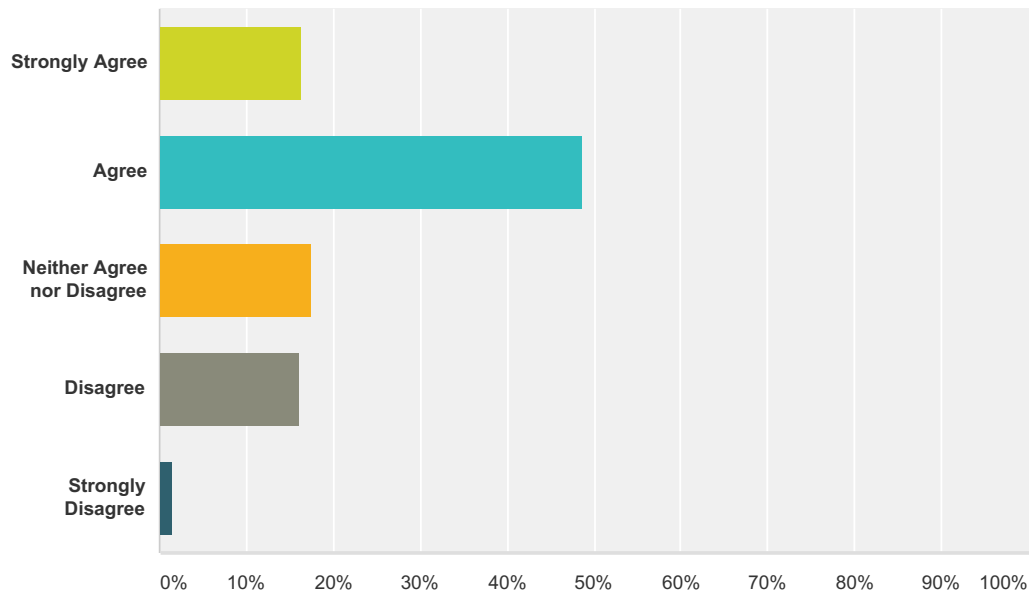
Answered: 348 Skipped: 7



Answer Choices	Responses	
Strongly Agree	22.70%	79
Agree	50.57%	176
Neither Agree nor Disagree	13.79%	48
Disagree	12.07%	42
Strongly Disagree	0.86%	3
<b>Total</b>		<b>348</b>

### Q10 The academic challenge is appropriate for my child.

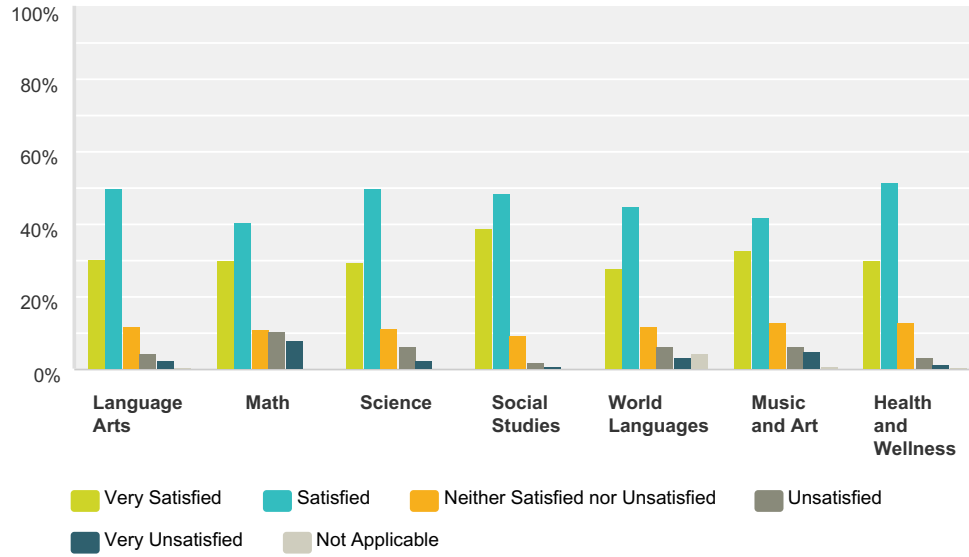
Answered: 348 Skipped: 7



Answer Choices	Responses
Strongly Agree	16.38% 57
Agree	48.56% 169
Neither Agree nor Disagree	17.53% 61
Disagree	16.09% 56
Strongly Disagree	1.44% 5
<b>Total</b>	<b>348</b>

**Q11 Please indicate your satisfaction with the following programs at your child's school.**

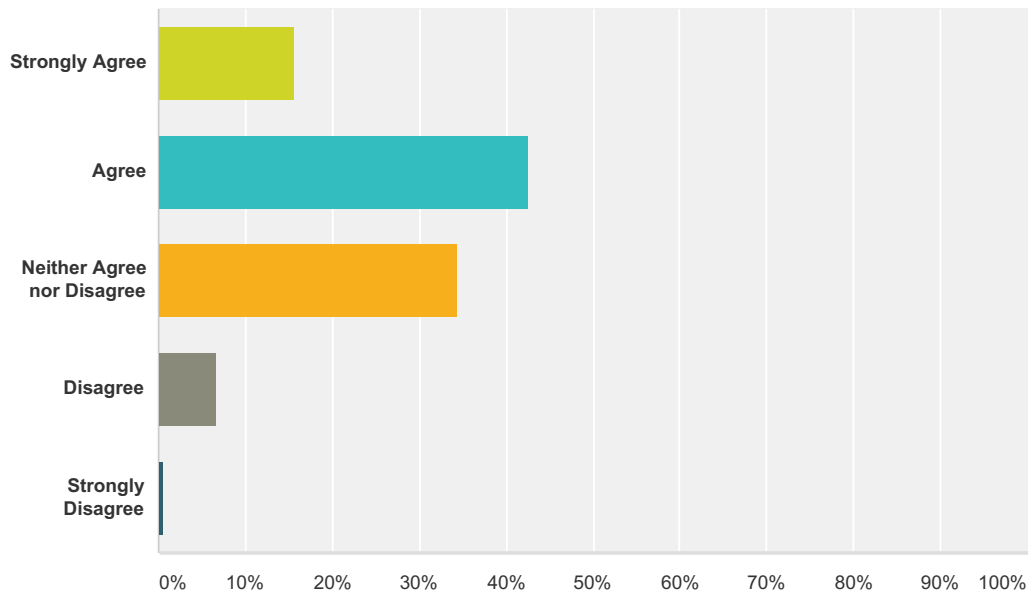
Answered: 344 Skipped: 11



	Very Satisfied	Satisfied	Neither Satisfied nor Unsatisfied	Unsatisfied	Very Unsatisfied	Not Applicable	Total
Language Arts	30.52% 105	50.00% 172	11.92% 41	4.36% 15	2.62% 9	0.58% 2	344
Math	29.94% 103	40.70% 140	11.05% 38	10.47% 36	7.85% 27	0.00% 0	344
Science	29.65% 102	50.00% 172	11.34% 39	6.69% 23	2.33% 8	0.00% 0	344
Social Studies	38.95% 134	48.55% 167	9.30% 32	2.03% 7	1.16% 4	0.00% 0	344
World Languages	28.20% 97	45.06% 155	12.21% 42	6.40% 22	3.49% 12	4.65% 16	344
Music and Art	32.85% 113	42.15% 145	12.79% 44	6.40% 22	4.94% 17	0.87% 3	344
Health and Wellness	29.94% 103	51.45% 177	13.08% 45	3.49% 12	1.45% 5	0.58% 2	344

### Q12 My child is encouraged to try new things at school.

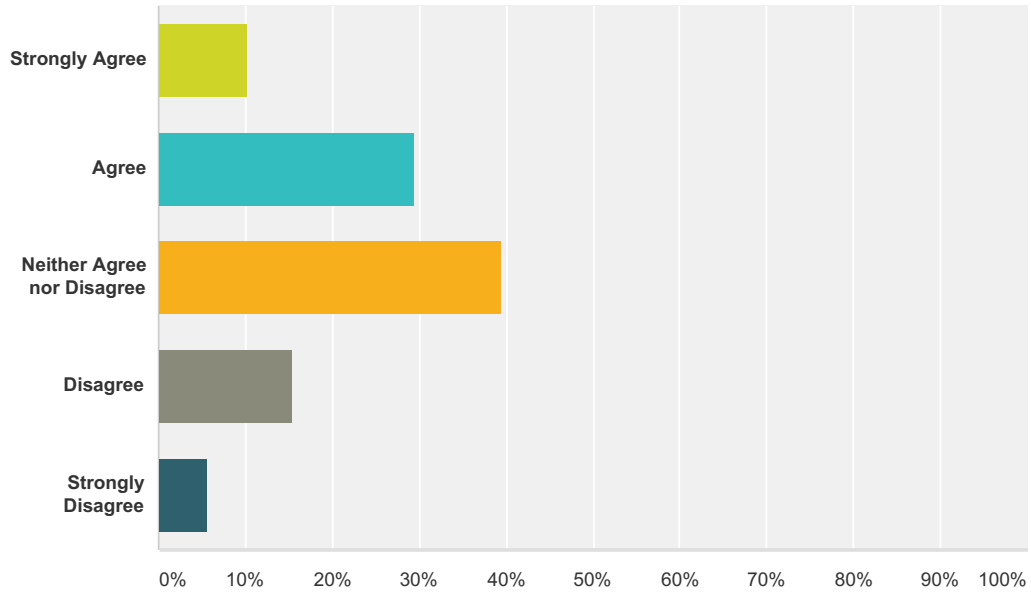
Answered: 343 Skipped: 12



Answer Choices	Responses
Strongly Agree	15.74% 54
Agree	42.57% 146
Neither Agree nor Disagree	34.40% 118
Disagree	6.71% 23
Strongly Disagree	0.58% 2
<b>Total</b>	<b>343</b>

**Q13 The school gives me ideas and opportunities to help my child do his/her best.**

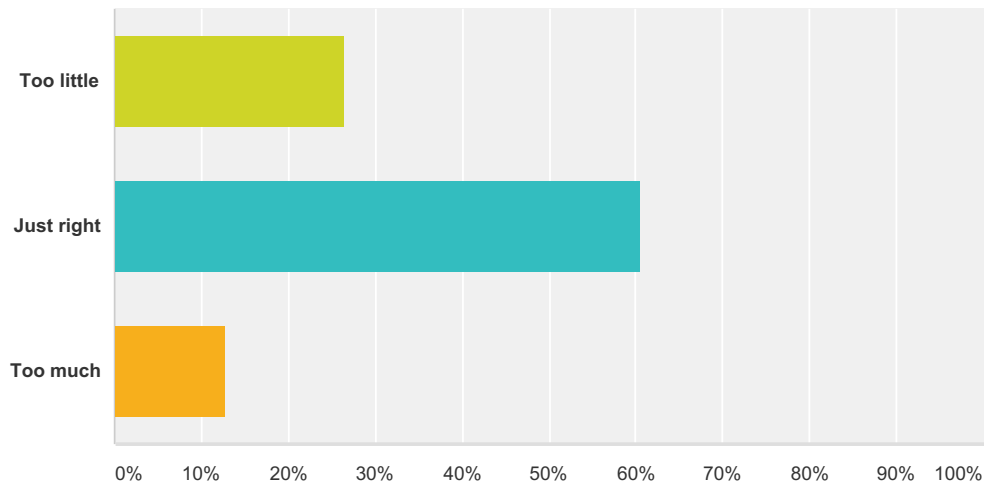
Answered: 343 Skipped: 12



Answer Choices	Responses	
Strongly Agree	10.20%	35
Agree	29.45%	101
Neither Agree nor Disagree	39.36%	135
Disagree	15.45%	53
Strongly Disagree	5.54%	19
<b>Total</b>		<b>343</b>

### Q14 The amount of homework my child receives is:

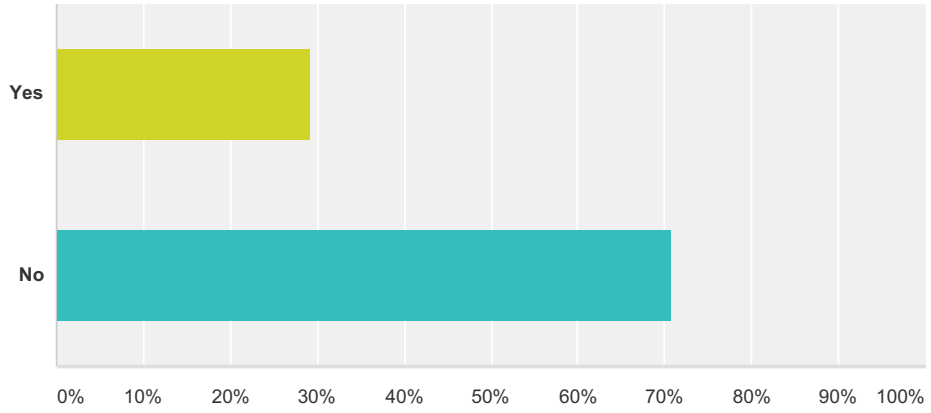
Answered: 343 Skipped: 12



Answer Choices	Responses
Too little	26.53% 91
Just right	60.64% 208
Too much	12.83% 44
<b>Total</b>	<b>343</b>

**Q15 I supplement my child's education with professional tutoring in core subjects such as math or reading.**

Answered: 343 Skipped: 12

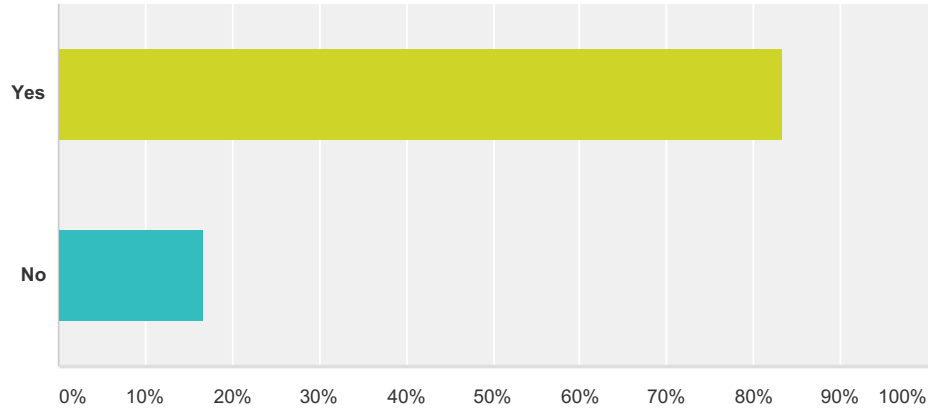


Answer Choices	Responses
Yes	29.15% 100
No	70.85% 243
<b>Total</b>	<b>343</b>



**Q16 Are you aware that the District teaches students about the responsible use of technology as part of the curriculum?**

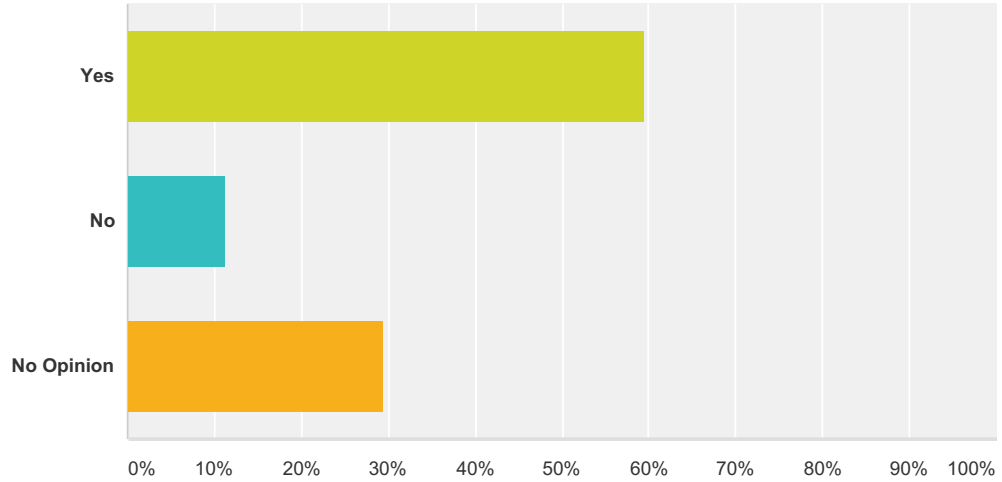
Answered: 343 Skipped: 12



Answer Choices	Responses
Yes	83.38% 286
No	16.62% 57
<b>Total</b>	<b>343</b>

**Q17 Do you believe the District does a good job of teaching the importance of Internet safety?**

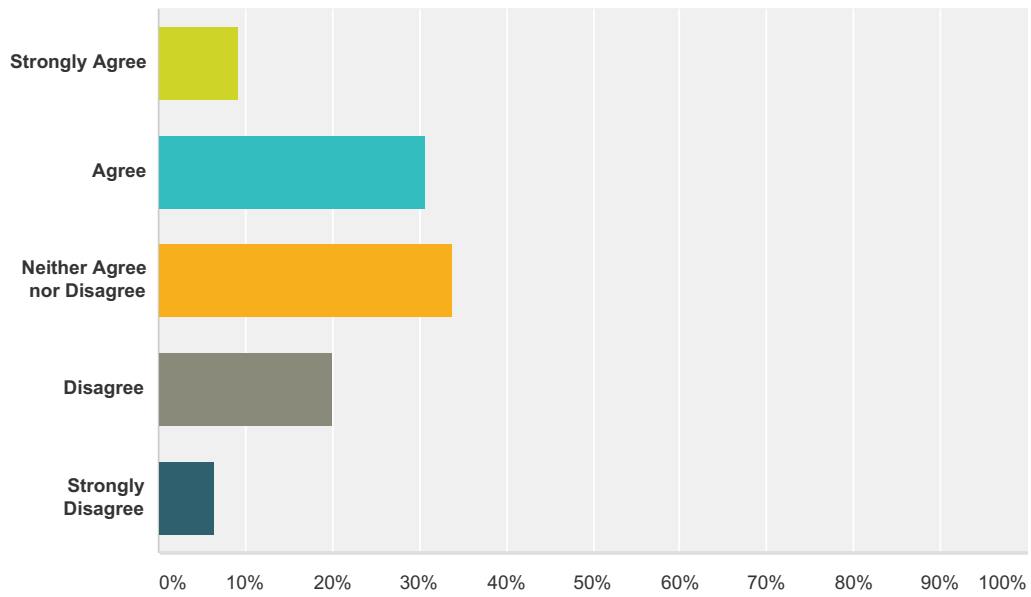
Answered: 286 Skipped: 69



Answer Choices	Responses
Yes	59.44% 170
No	11.19% 32
No Opinion	29.37% 84
<b>Total</b>	<b>286</b>

**Q19 I am satisfied with the club and after-school opportunities at my child's school.**

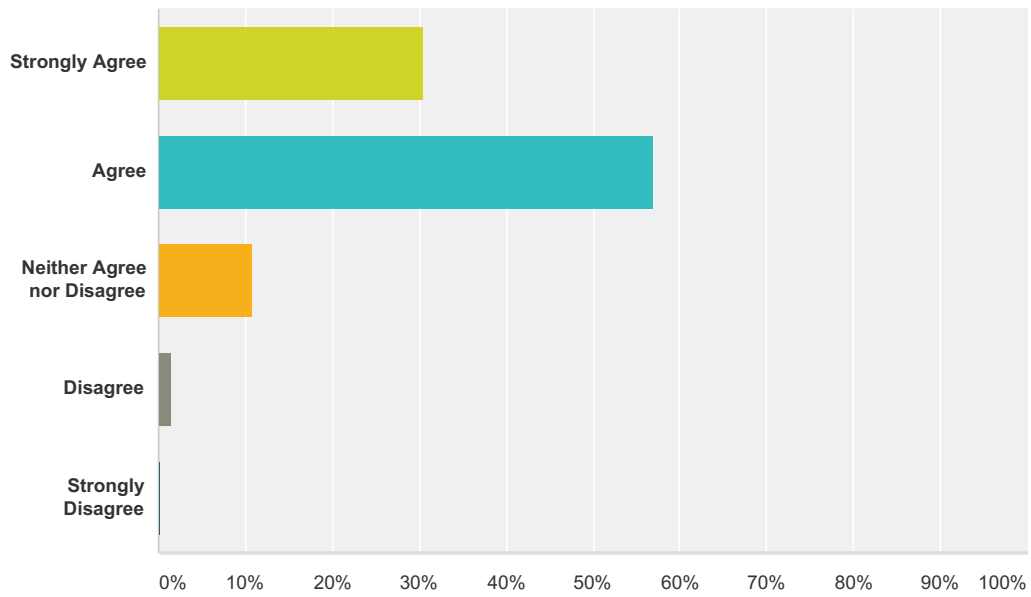
Answered: 341 Skipped: 14



Answer Choices	Responses	
Strongly Agree	9.09%	31
Agree	30.79%	105
Neither Agree nor Disagree	33.72%	115
Disagree	19.94%	68
Strongly Disagree	6.45%	22
<b>Total</b>		<b>341</b>

### Q21 My child's school is clean and well-maintained.

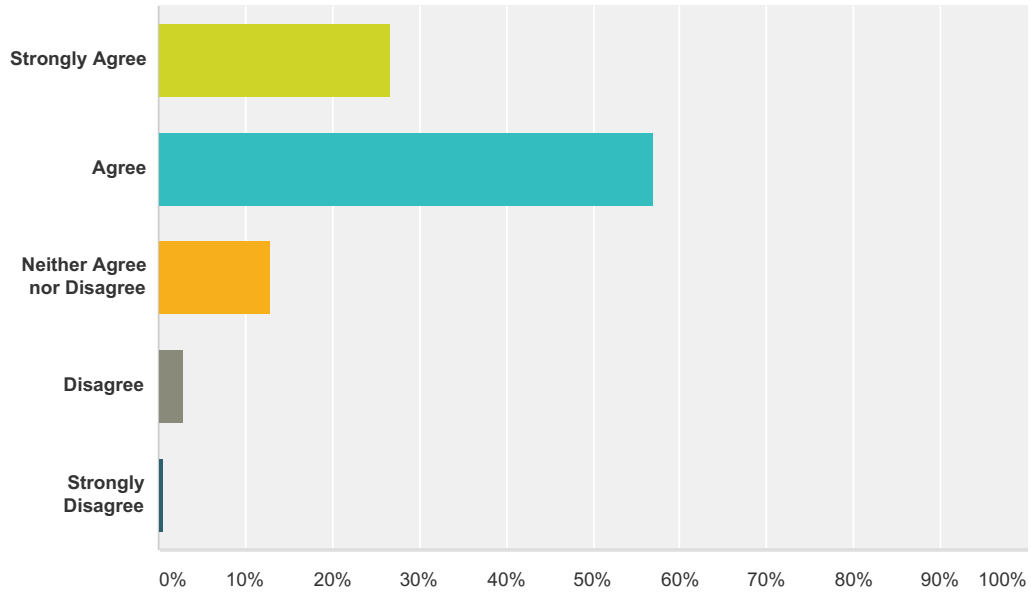
Answered: 341 Skipped: 14



Answer Choices	Responses	
Strongly Agree	30.50%	104
Agree	56.89%	194
Neither Agree nor Disagree	10.85%	37
Disagree	1.47%	5
Strongly Disagree	0.29%	1
<b>Total</b>		<b>341</b>

**Q22 I am satisfied with the condition / quality of the physical spaces at my child's school.**

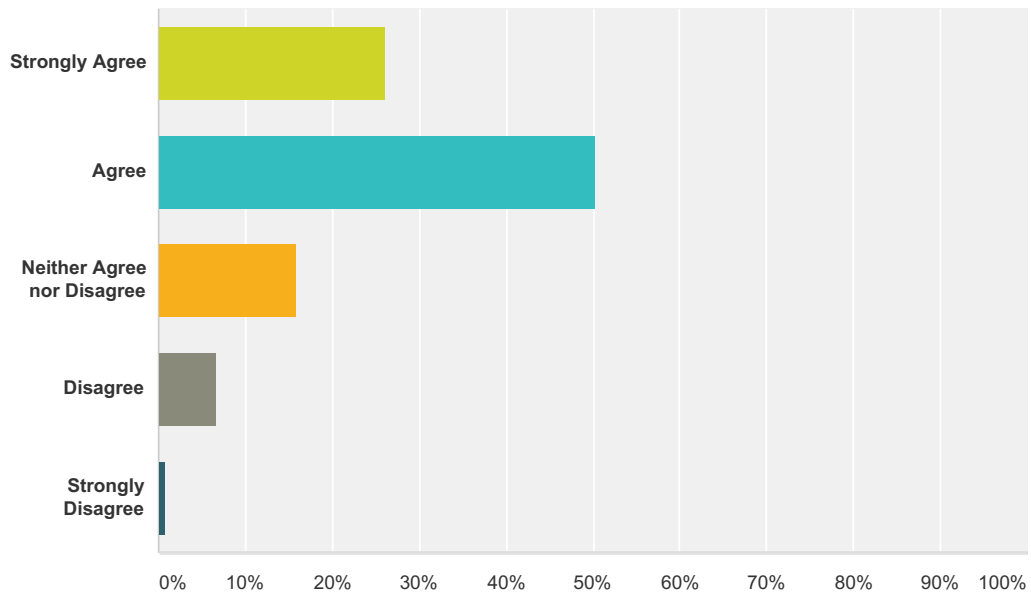
Answered: 341 Skipped: 14



Answer Choices	Responses	Count
Strongly Agree	26.69%	91
Agree	56.89%	194
Neither Agree nor Disagree	12.90%	44
Disagree	2.93%	10
Strongly Disagree	0.59%	2
<b>Total</b>		<b>341</b>

**Q23 The condition / quality of the school's athletic facilities is acceptable.**

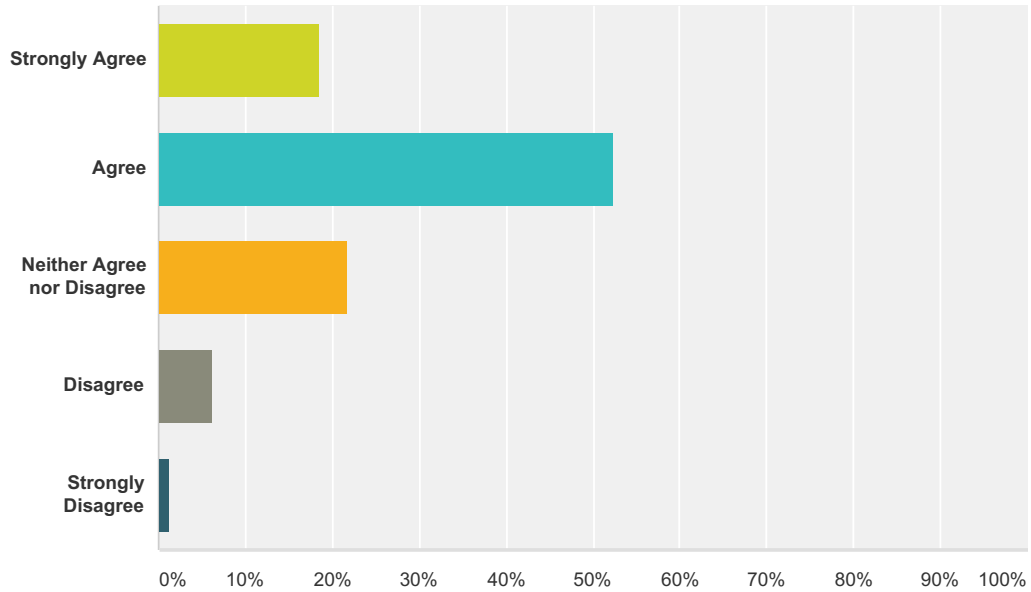
Answered: 340 Skipped: 15



Answer Choices	Responses	
Strongly Agree	26.18%	89
Agree	50.29%	171
Neither Agree nor Disagree	15.88%	54
Disagree	6.76%	23
Strongly Disagree	0.88%	3
<b>Total</b>		<b>340</b>

**Q24 The condition / quality of the school's fine and performing arts spaces is acceptable.**

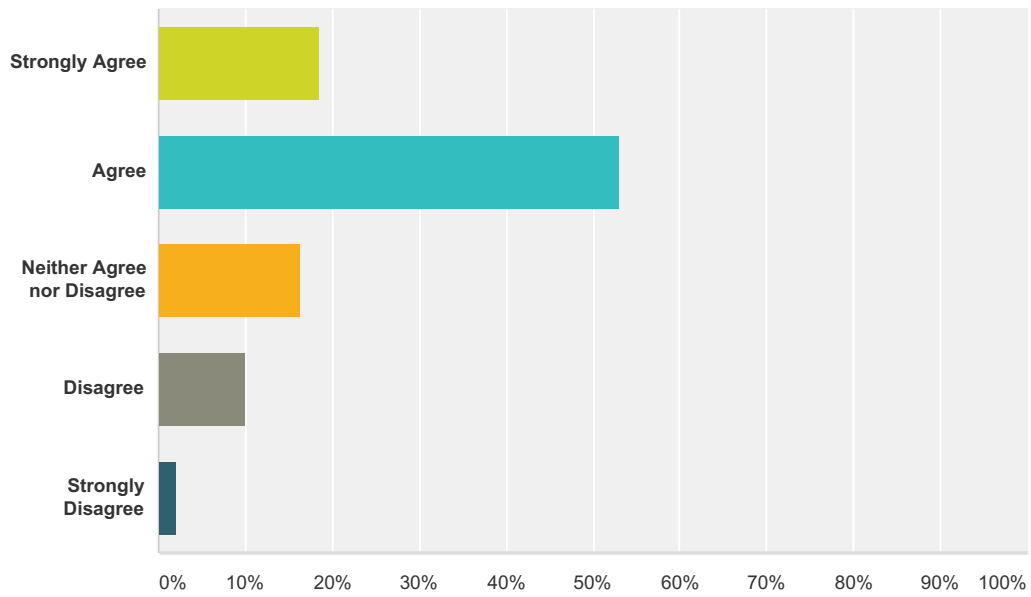
Answered: 340 Skipped: 15



Answer Choices	Responses	
Strongly Agree	18.53%	63
Agree	52.35%	178
Neither Agree nor Disagree	21.76%	74
Disagree	6.18%	21
Strongly Disagree	1.18%	4
<b>Total</b>		<b>340</b>

**Q26 I feel well-informed about the school's programs, services and activities.**

Answered: 339 Skipped: 16

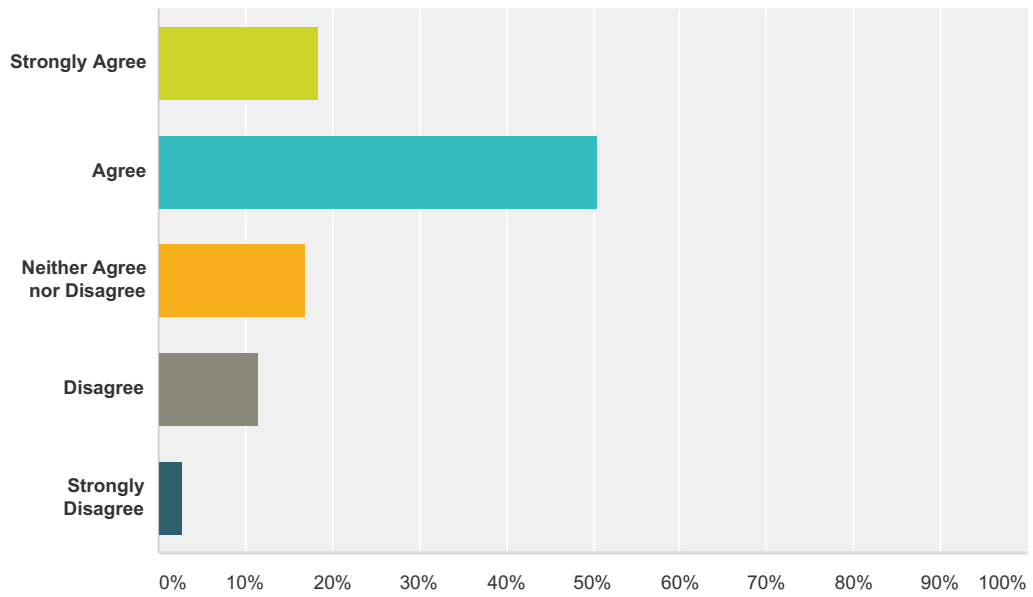


Answer Choices	Responses	
Strongly Agree	18.58%	63
Agree	53.10%	180
Neither Agree nor Disagree	16.22%	55
Disagree	10.03%	34
Strongly Disagree	2.06%	7
<b>Total</b>		<b>339</b>



**Q27 The school keeps me informed of my child's progress.**

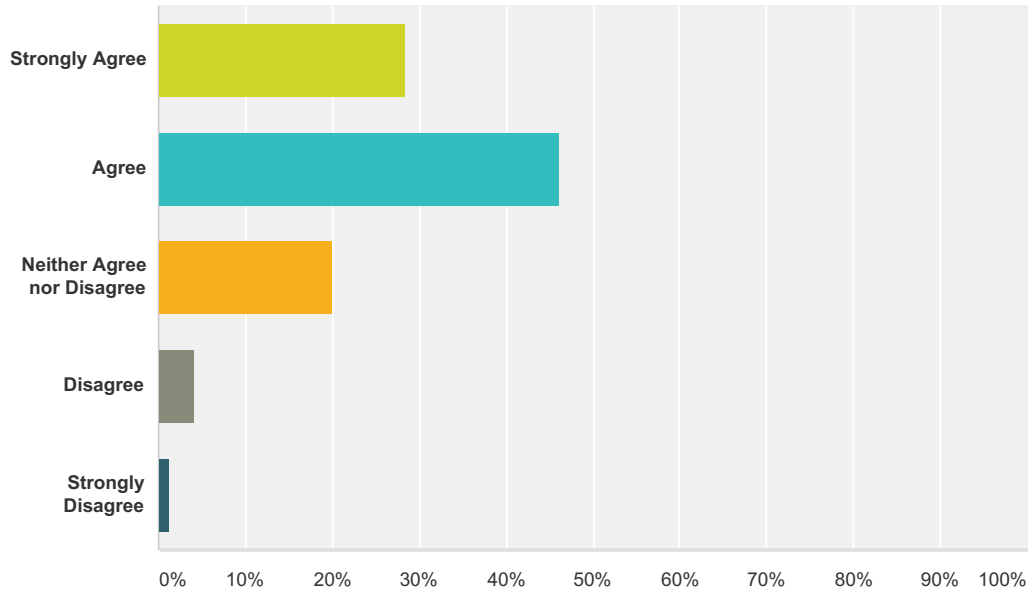
Answered: 338 Skipped: 17



Answer Choices	Responses
Strongly Agree	18.34% 62
Agree	50.59% 171
Neither Agree nor Disagree	16.86% 57
Disagree	11.54% 39
Strongly Disagree	2.66% 9
<b>Total</b>	<b>338</b>

**Q28 School staff members (teachers / principal / support staff) are responsive to my parental concerns.**

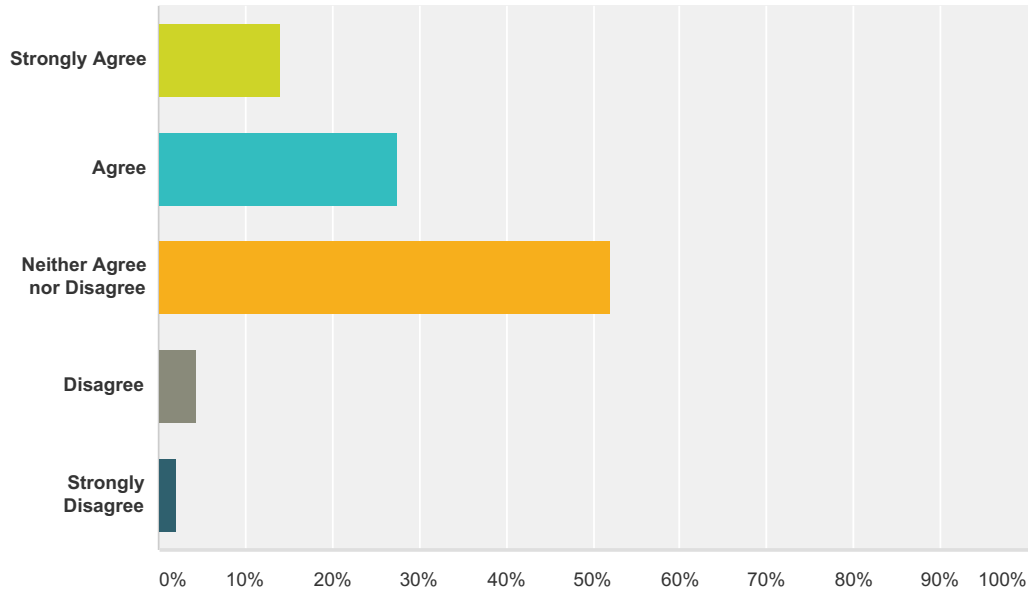
Answered: 338 Skipped: 17



Answer Choices	Responses	Count
Strongly Agree	28.40%	96
Agree	46.15%	156
Neither Agree nor Disagree	20.12%	68
Disagree	4.14%	14
Strongly Disagree	1.18%	4
<b>Total</b>		<b>338</b>

**Q29 The district administration and/or Board of Education are responsive to my parental concerns.**

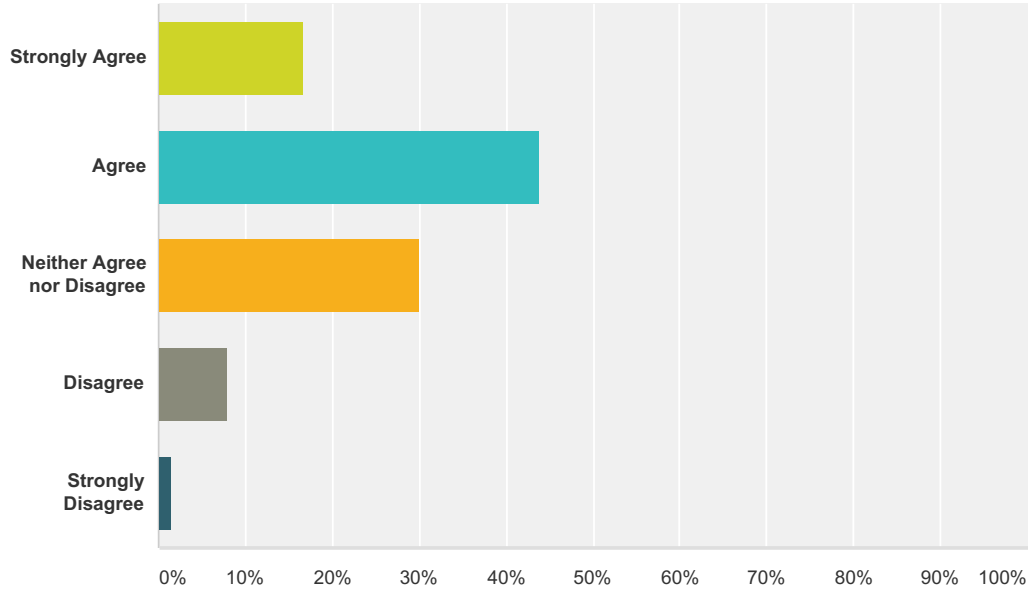
Answered: 337 Skipped: 18



Answer Choices	Responses
Strongly Agree	13.95% 47
Agree	27.60% 93
Neither Agree nor Disagree	51.93% 175
Disagree	4.45% 15
Strongly Disagree	2.08% 7
<b>Total</b>	<b>337</b>

**Q30 I have sufficient opportunities to express my opinions or concerns regarding my child's school.**

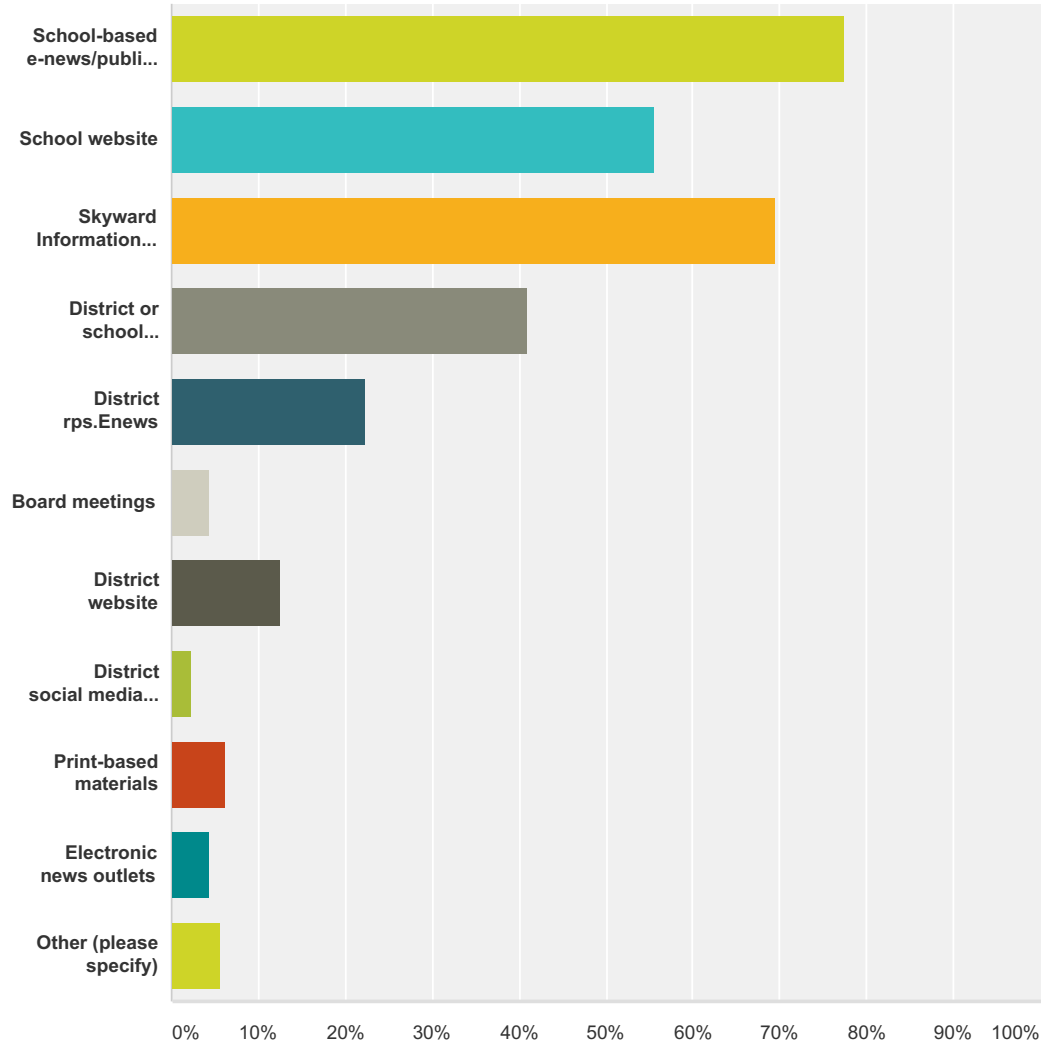
Answered: 337 Skipped: 18



Answer Choices	Responses	Count
Strongly Agree	16.62%	56
Agree	43.92%	148
Neither Agree nor Disagree	29.97%	101
Disagree	8.01%	27
Strongly Disagree	1.48%	5
<b>Total</b>		<b>337</b>

### Q31 How do you receive most of your school-related information? (Check all that apply.)

Answered: 337 Skipped: 18



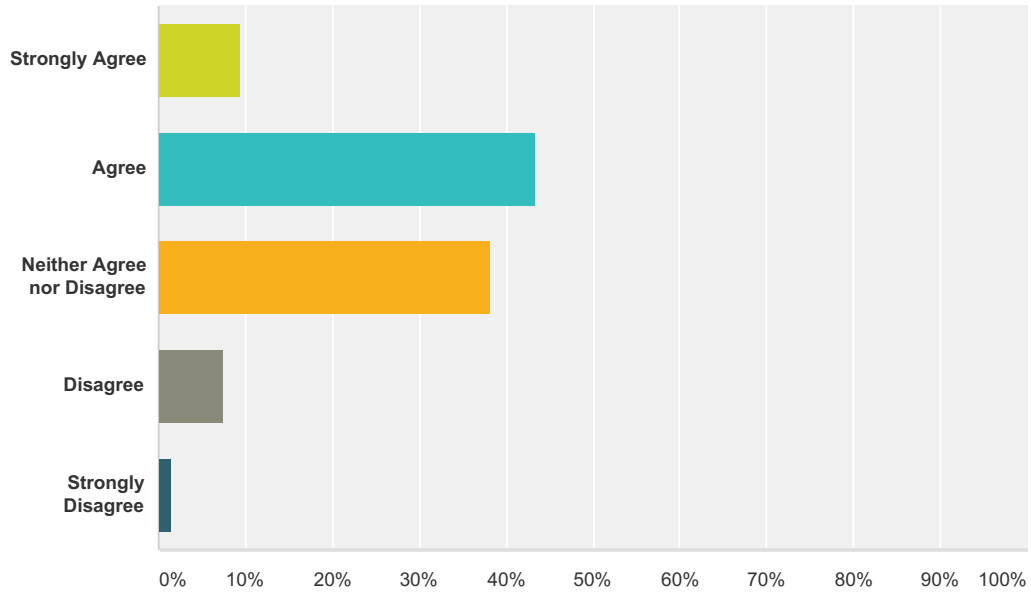
Answer Choices	Responses	Count
School-based e-news/publications	77.45%	261
School website	55.49%	187
Skyward Information System	69.44%	234
District or school e-blasts/robo calls	40.95%	138
District rps.Enews	22.26%	75
Board meetings	4.45%	15
District website	12.46%	42
District social media (Facebook page or Twitter feed)	2.37%	8

## 2016-2017 Parent / Guardian Survey GWMS

Print-based materials	6.23%	21
Electronic news outlets	4.45%	15
Other (please specify)	5.64%	19
<b>Total Respondents: 337</b>		

**Q32 The new district website (launched Fall 2016) is a useful source for all I need to know about the Ridgewood Public Schools.**

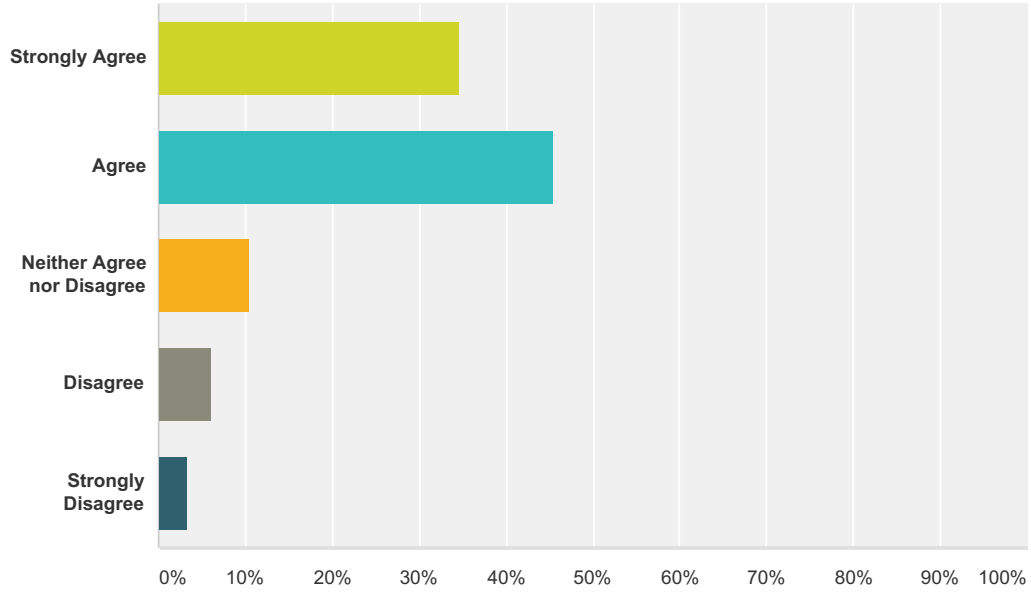
Answered: 337 Skipped: 18



Answer Choices	Responses
Strongly Agree	9.50% 32
Agree	43.32% 146
Neither Agree nor Disagree	38.28% 129
Disagree	7.42% 25
Strongly Disagree	1.48% 5
<b>Total</b>	<b>337</b>

**Q34 The 1:1 Chromebook Initiative has had a positive impact on my child's educational experience.**

Answered: 334 Skipped: 21

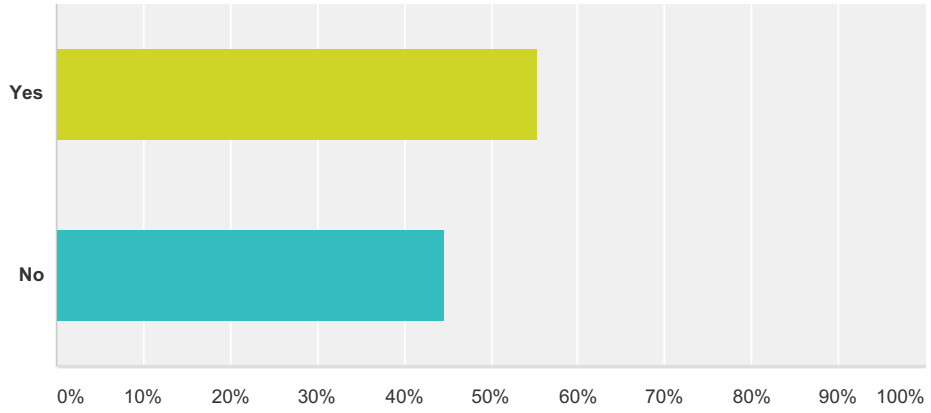


Answer Choices	Responses	Count
Strongly Agree	34.73%	116
Agree	45.51%	152
Neither Agree nor Disagree	10.48%	35
Disagree	5.99%	20
Strongly Disagree	3.29%	11
<b>Total</b>		<b>334</b>



**Q35 My child uses the Chromebook outside of the school environment to collaborate with other students.**

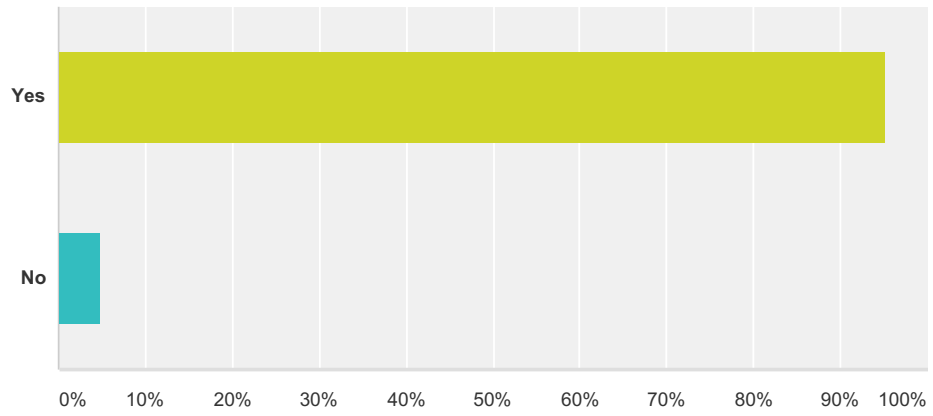
Answered: 334 Skipped: 21



Answer Choices	Responses
Yes	55.39% 185
No	44.61% 149
<b>Total</b>	<b>334</b>

### Q36 My child uses the Chromebook at home.

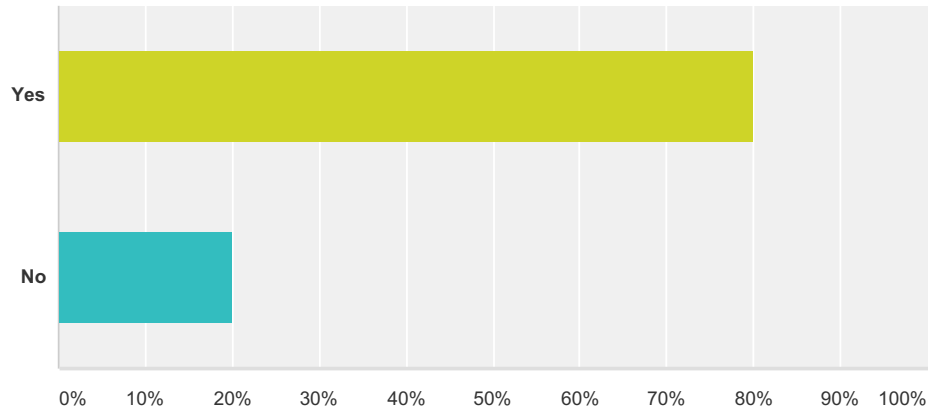
Answered: 334 Skipped: 21



Answer Choices	Responses	
Yes	95.21%	318
No	4.79%	16
<b>Total</b>		<b>334</b>

**Q37 My child has shared information about Google Suite (Google Apps, Docs and other applications) used in school.**

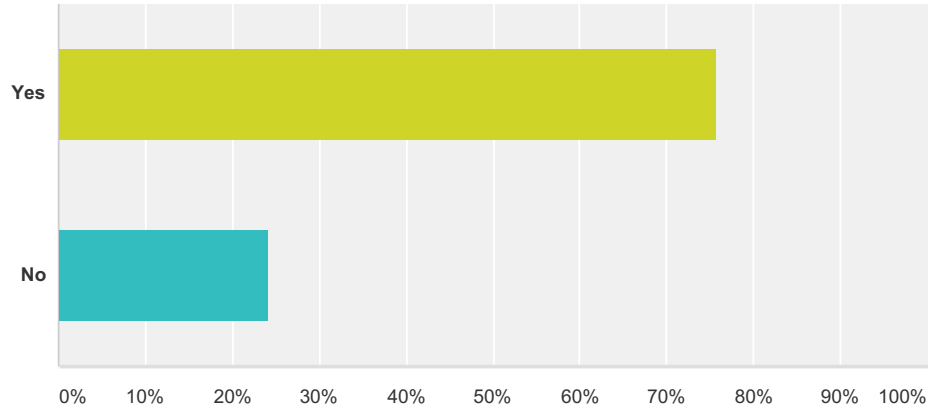
Answered: 334 Skipped: 21



Answer Choices	Responses
Yes	79.94% 267
No	20.06% 67
<b>Total</b>	<b>334</b>

**Q38 I am familiar with Chromebooks and Google Suite (Google Apps, Docs and other applications) that my child uses.**

Answered: 334 Skipped: 21



Answer Choices	Responses
Yes	75.75% 253
No	24.25% 81
<b>Total</b>	<b>334</b>