

PARENT/GUARDIAN SURVEY 2016-2017: MIDDLE SCHOOLS

Results of the May 2017 survey for the district's two middle schools

Ridgewood

Public

Schools



Dear Parent or Guardian,

This past May district parents and guardians were asked to fill out a comprehensive survey on topics related to Ridgewood’s schools and their children’s education. The combined results of the survey for the district’s two middle schools are presented here.

These results present an important summary that we will use as a resource for making your school and the district the best they can be.

Thank you to all who took the time to complete the survey. We appreciate your feedback and hope you enjoy reading the following report.

The Ridgewood Board of Education
Vincent Loncto, President
James Morgan, Vice President
Sheila Brogan
Christina Krauss
Jennie Smith Wilson

Superintendent of Schools
Daniel Fishbein

How to read this report

The data in this report reflect combined survey results for George Washington and Benjamin Franklin Middle Schools.

How was the survey conducted?

The survey was conducted via email from May 8-19, 2017 using SurveyMonkey software. Email invitations with private survey links were sent to all district parents and guardians with email addresses on file. Only one response was allowed for each email address. The survey was completely anonymous.

Numerical data were compiled and charts were created using SurveyMonkey. District data were compiled from the grade-level surveys by the Ridgewood Public Schools Information Technology Department. The superintendent, administrators and school board members reviewed the data and all comments.

What were the results for the whole district?

A total of 8,120 valid emails were sent; 2498 parents or guardians completed or partially completed the surveys, representing a 30.8 percent participation rate. [Click here](#) for a summary of the district data for the 2017 survey.

Full results for the individual schools and the entire district may be found on the website of the Ridgewood Public Schools at www.ridgewood.k12.nj.us.

How many parents and guardians participated in the 2016-2017 middle school survey?

As of 5.01.17	# Enrolled Students	# Emails Sent*	# Survey Responses	Participation Rate
Middle Schools	1444	2353 (23 bounced)	690	29.6%
In-District	5690	8183 (8120 valid)	2498	30.8%

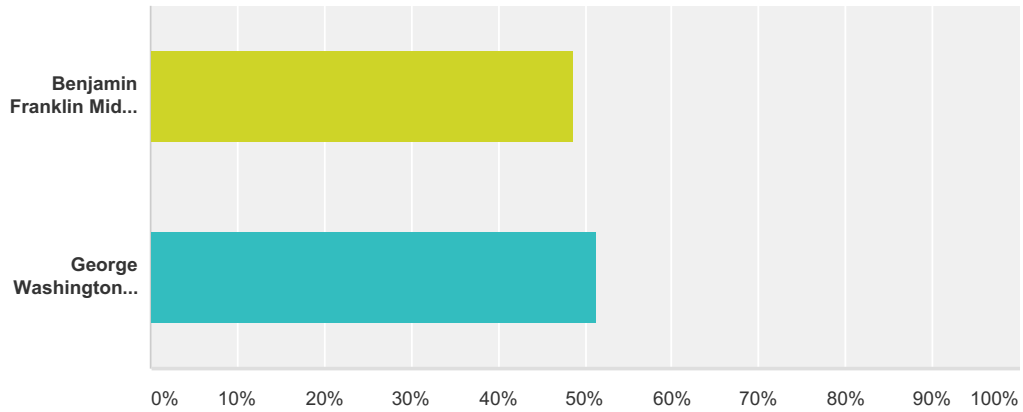
*Includes bounced emails

How will these survey results be used?

Complete survey results have been provided to your school’s principal, the central administration and the Ridgewood Board of Education. The data will be used as one of several resources for the ongoing review and refinement of the programs and practices of the Ridgewood Public Schools.

Q1 Our records show that your child attends a Ridgewood middle school. The questions in this survey should be answered about this school, with your youngest child attending this school in mind. Which middle school does your child attend?

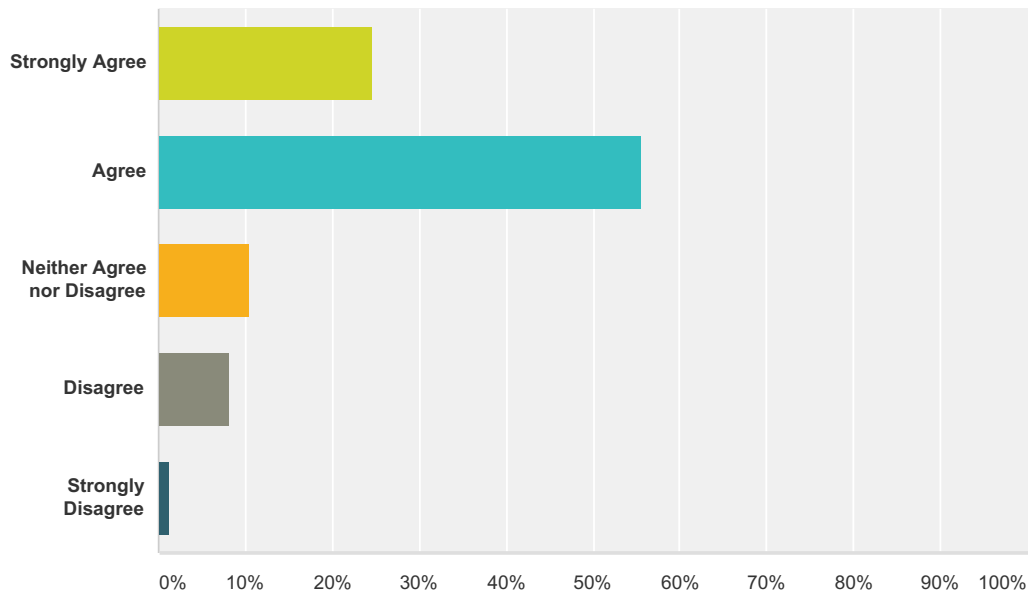
Answered: 690 Skipped: 0



Answer Choices	Responses
Benjamin Franklin Middle School	48.55% 335
George Washington Middle School	51.45% 355
Total	690

Q2 I am satisfied with the overall quality of my child's education.

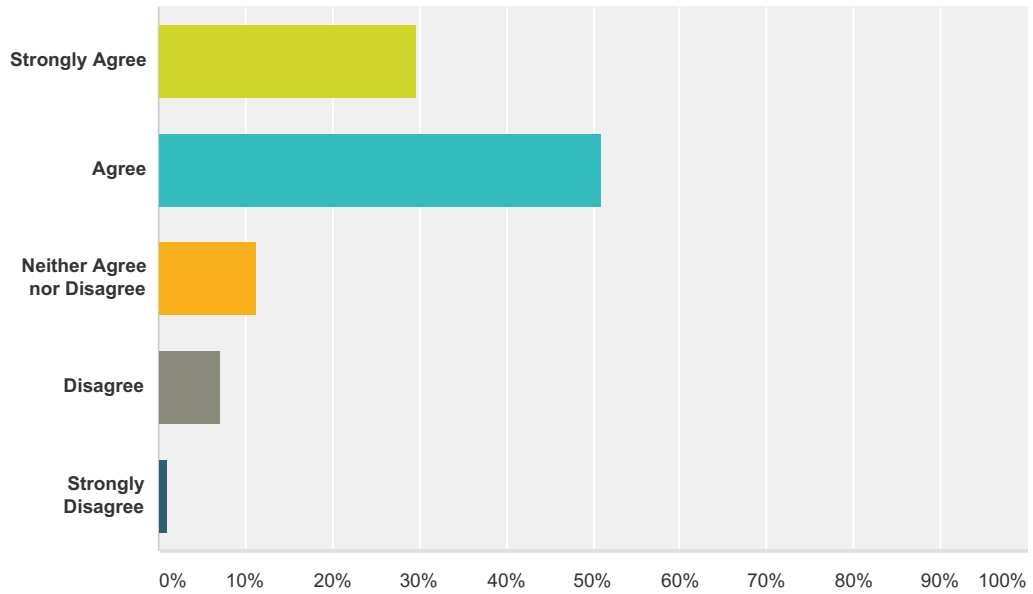
Answered: 683 Skipped: 7



Answer Choices	Responses	Count
Strongly Agree	24.60%	168
Agree	55.49%	379
Neither Agree nor Disagree	10.54%	72
Disagree	8.05%	55
Strongly Disagree	1.32%	9
Total		683

Q3 My child likes going to school.

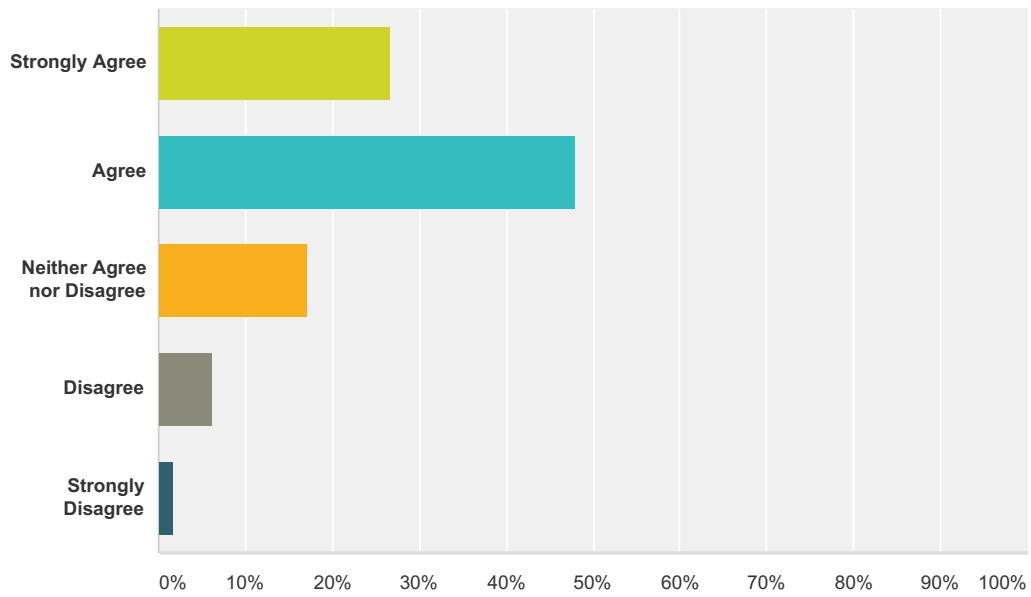
Answered: 682 Skipped: 8



Answer Choices	Responses
Strongly Agree	29.62% 202
Agree	51.03% 348
Neither Agree nor Disagree	11.29% 77
Disagree	7.04% 48
Strongly Disagree	1.03% 7
Total	682

Q4 I would recommend my child's school to other parents.

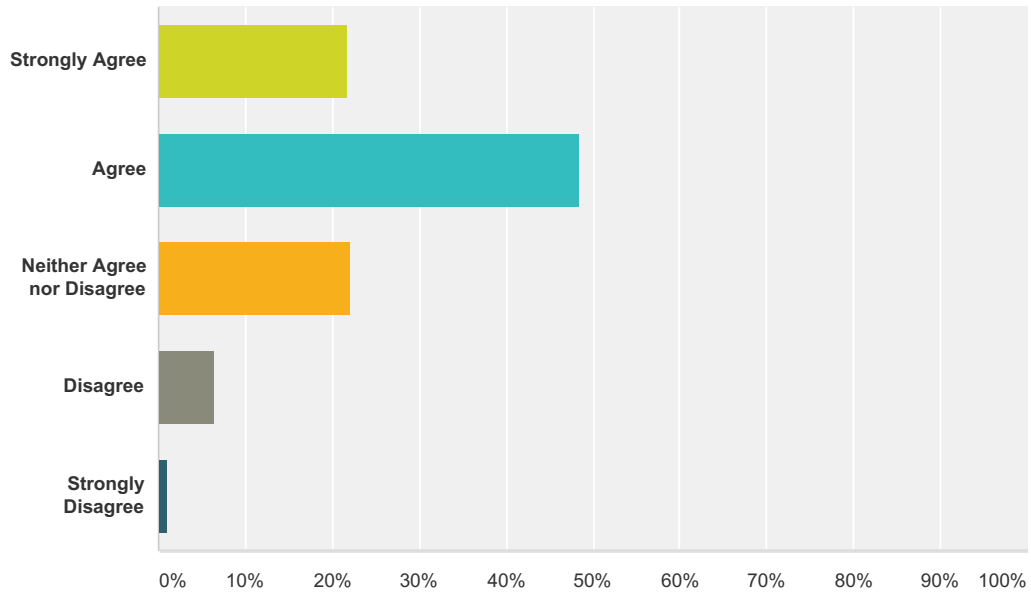
Answered: 680 Skipped: 10



Answer Choices	Responses
Strongly Agree	26.76% 182
Agree	48.09% 327
Neither Agree nor Disagree	17.21% 117
Disagree	6.32% 43
Strongly Disagree	1.62% 11
Total	680

Q5 I feel welcome in my child's school.

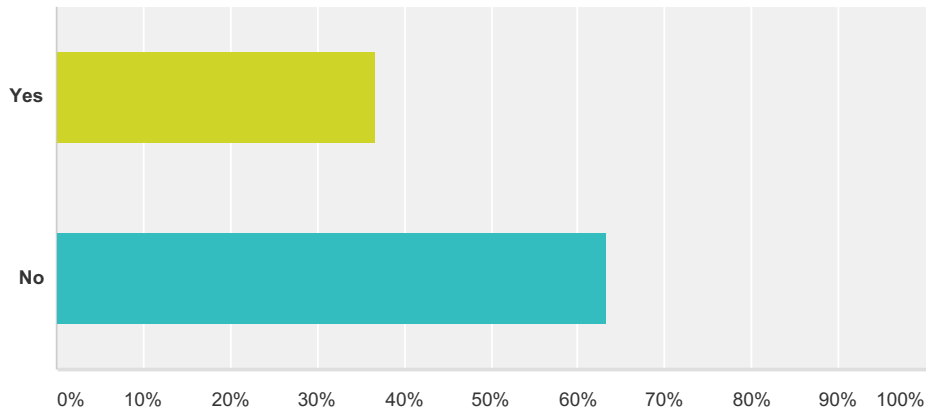
Answered: 680 Skipped: 10



Answer Choices	Responses
Strongly Agree	21.76% 148
Agree	48.53% 330
Neither Agree nor Disagree	22.21% 151
Disagree	6.47% 44
Strongly Disagree	1.03% 7
Total	680

Q6 I would like to be more involved in my child's school.

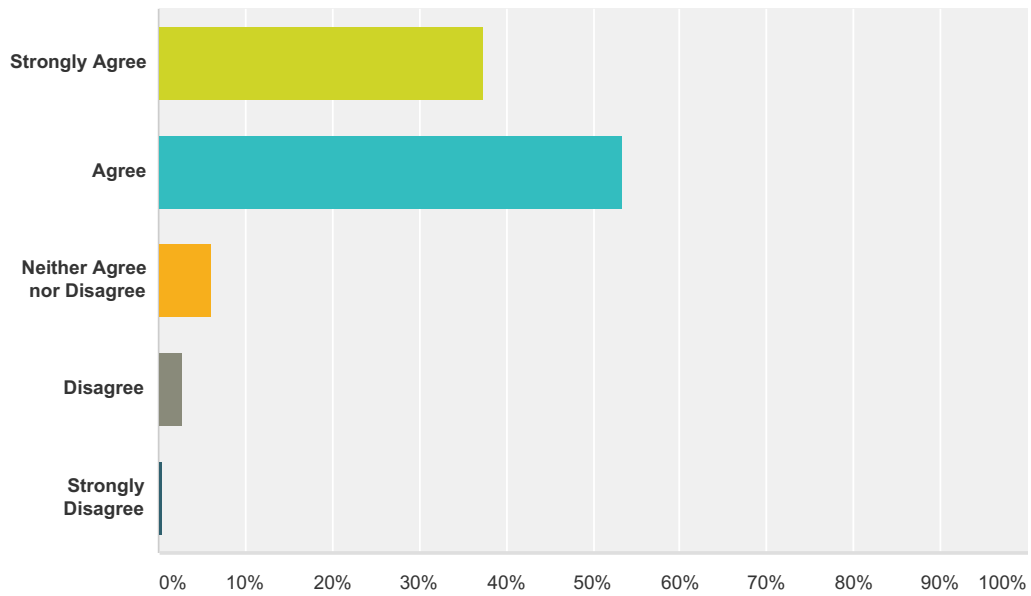
Answered: 677 Skipped: 13



Answer Choices	Responses	
Yes	36.78%	249
No	63.22%	428
Total		677

Q7 My child feels safe at school.

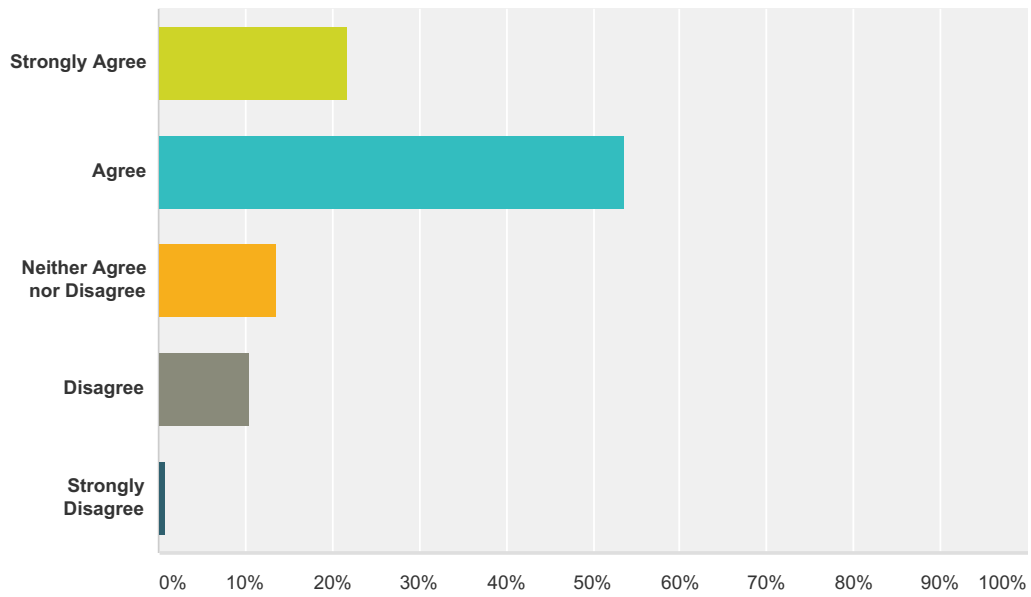
Answered: 676 Skipped: 14



Answer Choices	Responses
Strongly Agree	37.43% 253
Agree	53.40% 361
Neither Agree nor Disagree	6.07% 41
Disagree	2.66% 18
Strongly Disagree	0.44% 3
Total	676

Q9 I am satisfied with the academic progress of my child.

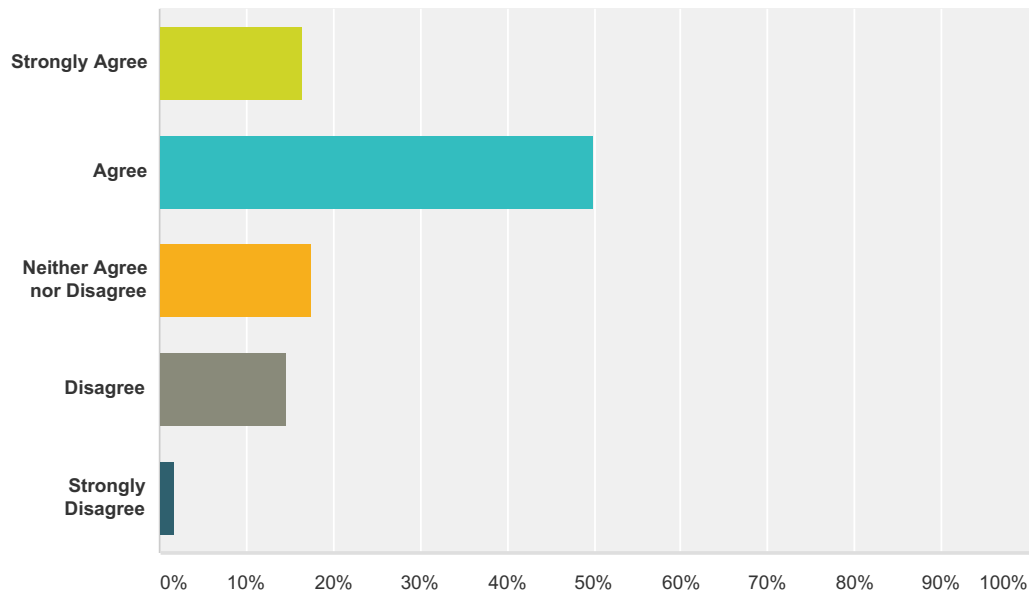
Answered: 666 Skipped: 24



Answer Choices	Responses	
Strongly Agree	21.62%	144
Agree	53.60%	357
Neither Agree nor Disagree	13.51%	90
Disagree	10.36%	69
Strongly Disagree	0.90%	6
Total		666

Q10 The academic challenge is appropriate for my child.

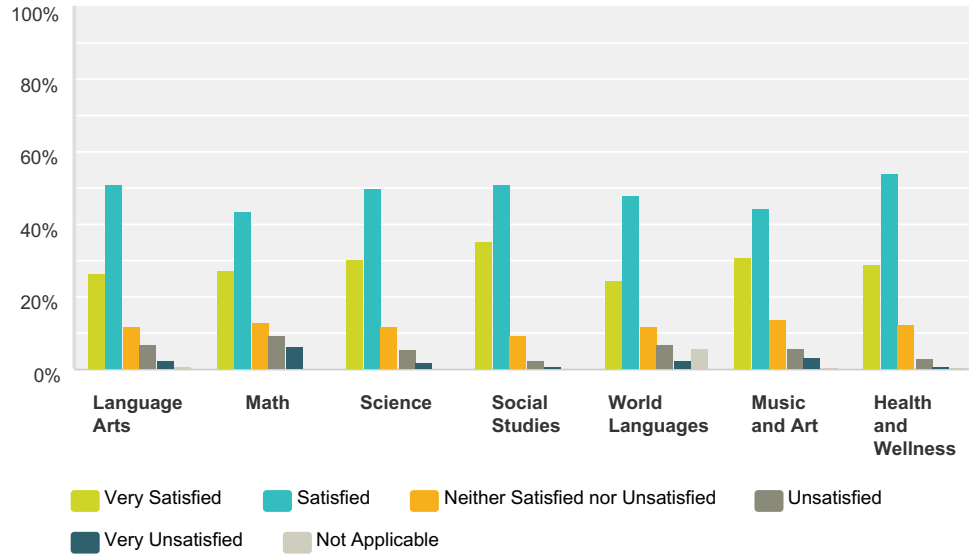
Answered: 665 Skipped: 25



Answer Choices	Responses	
Strongly Agree	16.39%	109
Agree	49.92%	332
Neither Agree nor Disagree	17.44%	116
Disagree	14.59%	97
Strongly Disagree	1.65%	11
Total		665

Q11 Please indicate your satisfaction with the following programs at your child's school.

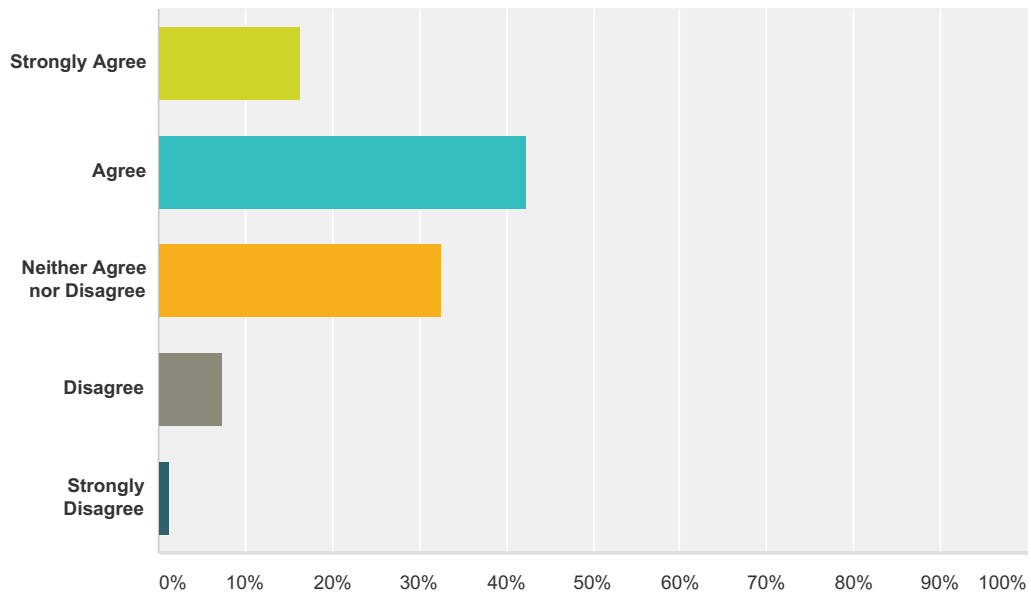
Answered: 654 Skipped: 36



	Very Satisfied	Satisfied	Neither Satisfied nor Unsatisfied	Unsatisfied	Very Unsatisfied	Not Applicable	Total
Language Arts	26.45% 173	51.22% 335	12.08% 79	6.88% 45	2.45% 16	0.92% 6	654
Math	27.37% 179	43.73% 286	13.00% 85	9.63% 63	6.27% 41	0.00% 0	654
Science	30.58% 200	49.85% 326	11.77% 77	5.66% 37	2.14% 14	0.00% 0	654
Social Studies	35.63% 233	51.22% 335	9.48% 62	2.45% 16	1.22% 8	0.00% 0	654
World Languages	24.31% 159	47.86% 313	12.23% 80	7.19% 47	2.45% 16	5.96% 39	654
Music and Art	31.04% 203	44.50% 291	14.07% 92	6.12% 40	3.67% 24	0.61% 4	654
Health and Wellness	28.90% 189	53.82% 352	12.69% 83	3.06% 20	1.22% 8	0.31% 2	654

Q12 My child is encouraged to try new things at school.

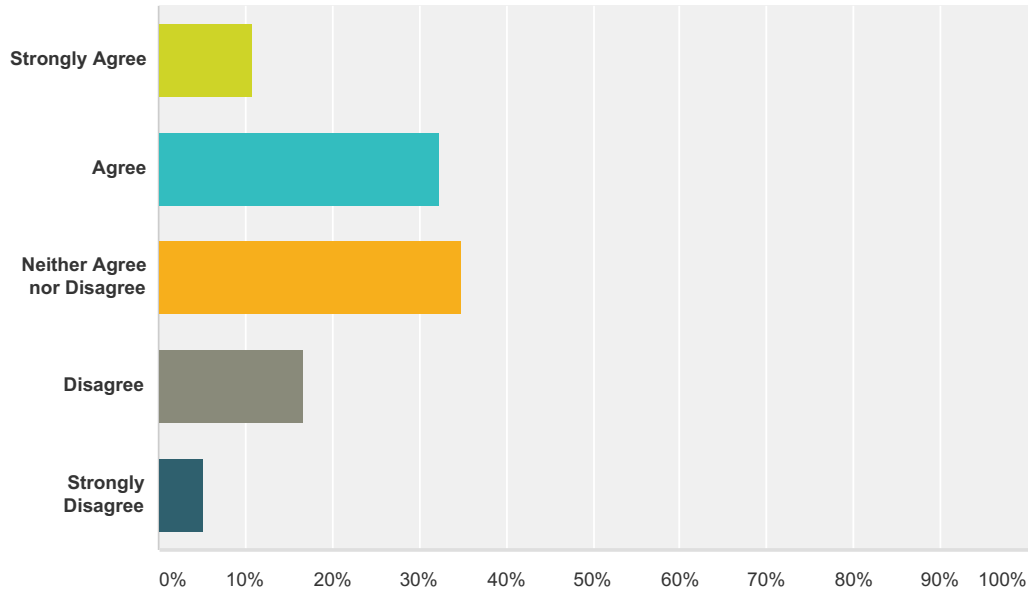
Answered: 653 Skipped: 37



Answer Choices	Responses
Strongly Agree	16.39% 107
Agree	42.42% 277
Neither Agree nor Disagree	32.62% 213
Disagree	7.35% 48
Strongly Disagree	1.23% 8
Total	653

Q13 The school gives me ideas and opportunities to help my child do his/her best.

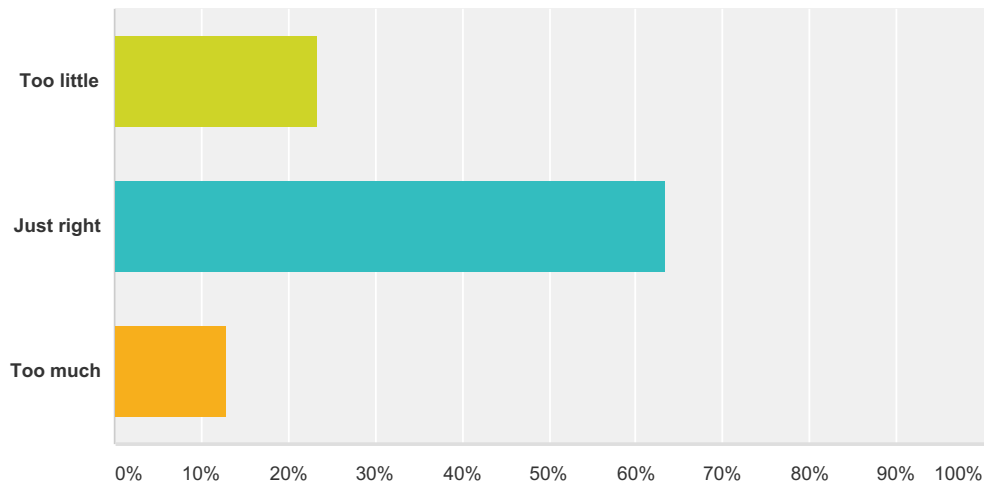
Answered: 653 Skipped: 37



Answer Choices	Responses
Strongly Agree	10.87% 71
Agree	32.31% 211
Neither Agree nor Disagree	34.92% 228
Disagree	16.69% 109
Strongly Disagree	5.21% 34
Total	653

Q14 The amount of homework my child receives is:

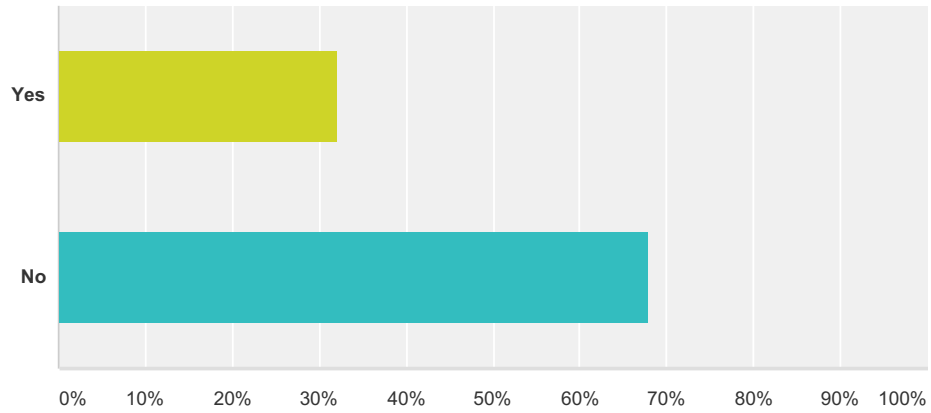
Answered: 653 Skipped: 37



Answer Choices	Responses
Too little	23.43% 153
Just right	63.55% 415
Too much	13.02% 85
Total	653

Q15 I supplement my child's education with professional tutoring in core subjects such as math or reading.

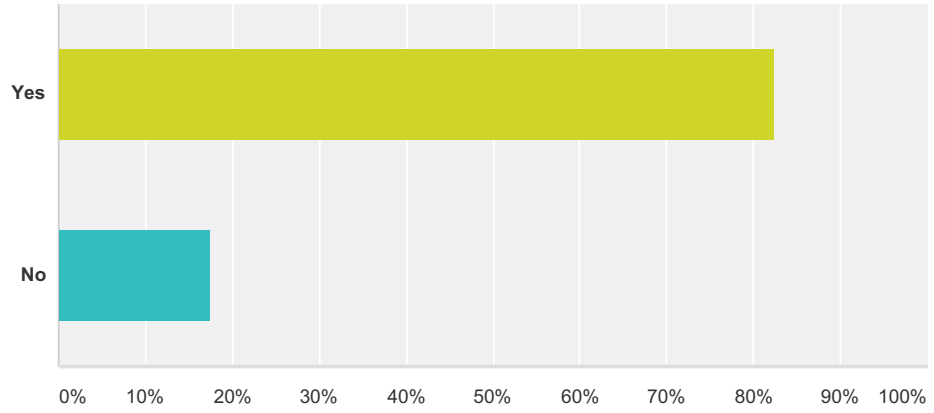
Answered: 653 Skipped: 37



Answer Choices	Responses
Yes	32.16% 210
No	67.84% 443
Total	653

Q16 Are you aware that the District teaches students about the responsible use of technology as part of the curriculum?

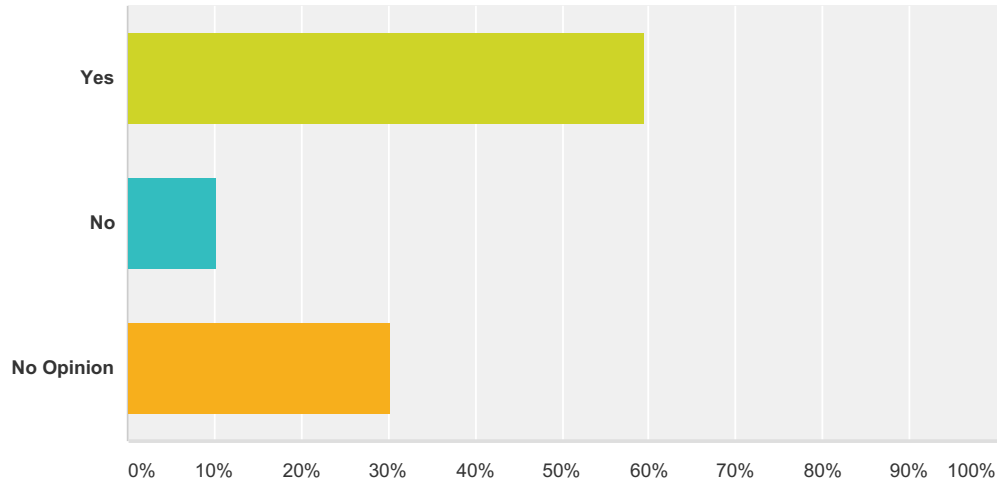
Answered: 652 Skipped: 38



Answer Choices	Responses
Yes	82.36% 537
No	17.64% 115
Total	652

Q17 Do you believe the District does a good job of teaching the importance of Internet safety?

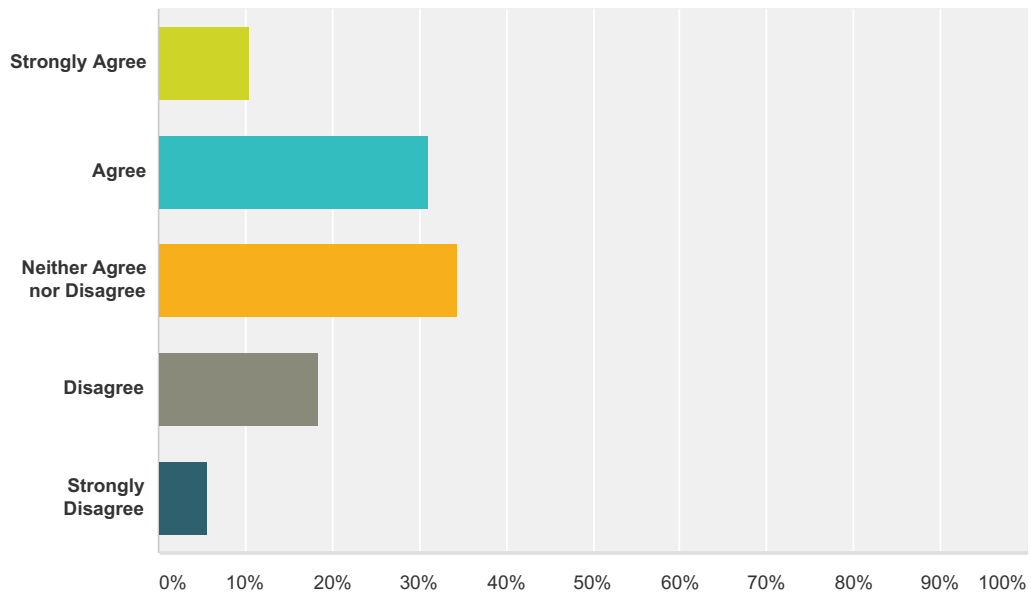
Answered: 537 Skipped: 153



Answer Choices	Responses	
Yes	59.40%	319
No	10.24%	55
No Opinion	30.35%	163
Total		537

Q19 I am satisfied with the club and after-school opportunities at my child's school.

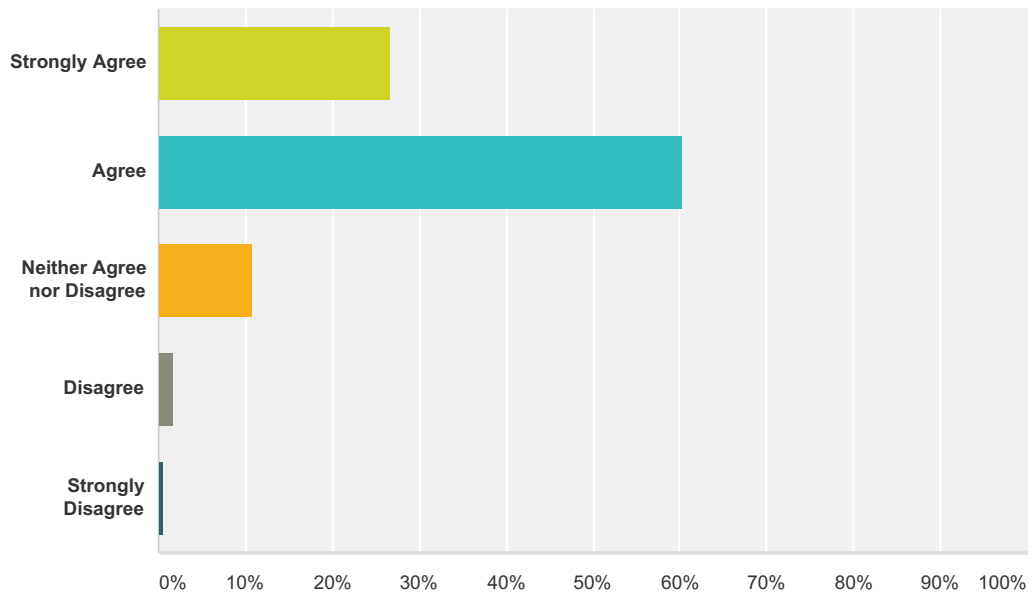
Answered: 649 Skipped: 41



Answer Choices	Responses	
Strongly Agree	10.48%	68
Agree	31.12%	202
Neither Agree nor Disagree	34.36%	223
Disagree	18.34%	119
Strongly Disagree	5.70%	37
Total		649

Q21 My child's school is clean and well-maintained.

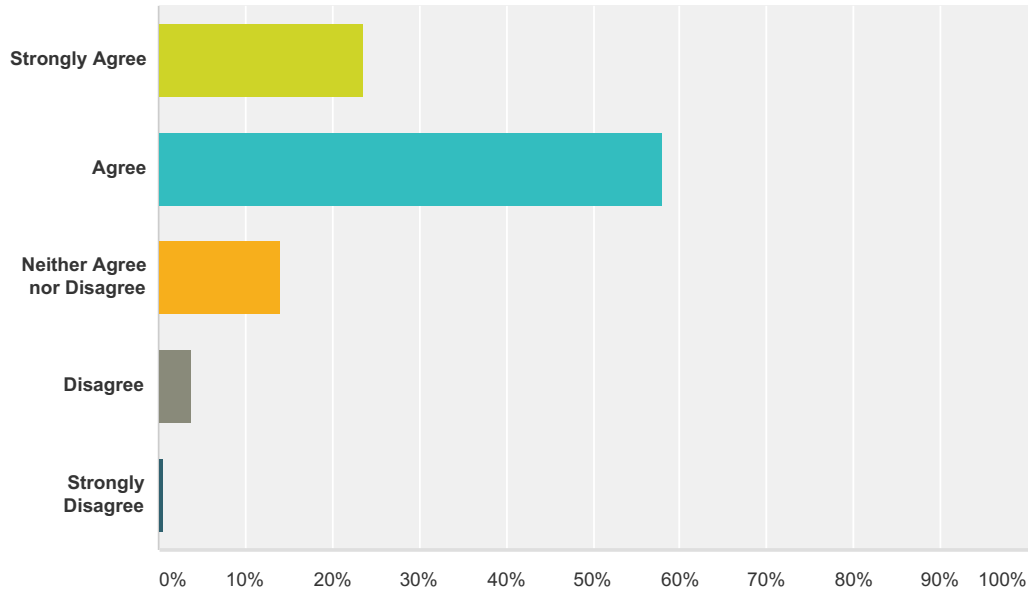
Answered: 649 Skipped: 41



Answer Choices	Responses
Strongly Agree	26.66% 173
Agree	60.25% 391
Neither Agree nor Disagree	10.79% 70
Disagree	1.69% 11
Strongly Disagree	0.62% 4
Total	649

Q22 I am satisfied with the condition / quality of the physical spaces at my child's school.

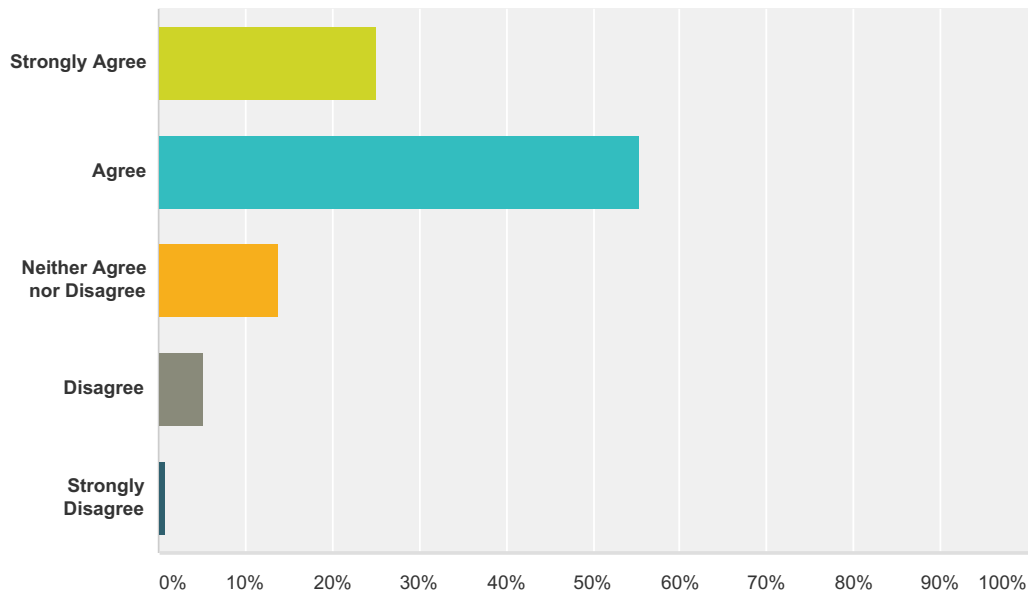
Answered: 649 Skipped: 41



Answer Choices	Responses	Count
Strongly Agree	23.57%	153
Agree	57.94%	376
Neither Agree nor Disagree	14.02%	91
Disagree	3.85%	25
Strongly Disagree	0.62%	4
Total		649

Q23 The condition / quality of the school's athletic facilities is acceptable.

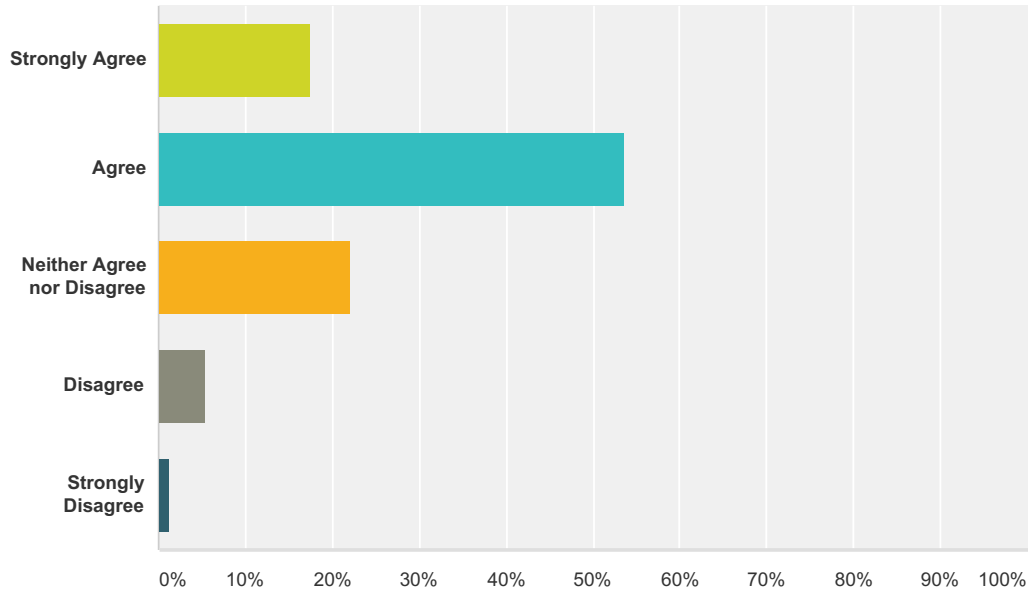
Answered: 648 Skipped: 42



Answer Choices	Responses	Count
Strongly Agree	25.00%	162
Agree	55.25%	358
Neither Agree nor Disagree	13.73%	89
Disagree	5.25%	34
Strongly Disagree	0.77%	5
Total		648

Q24 The condition / quality of the school's fine and performing arts spaces is acceptable.

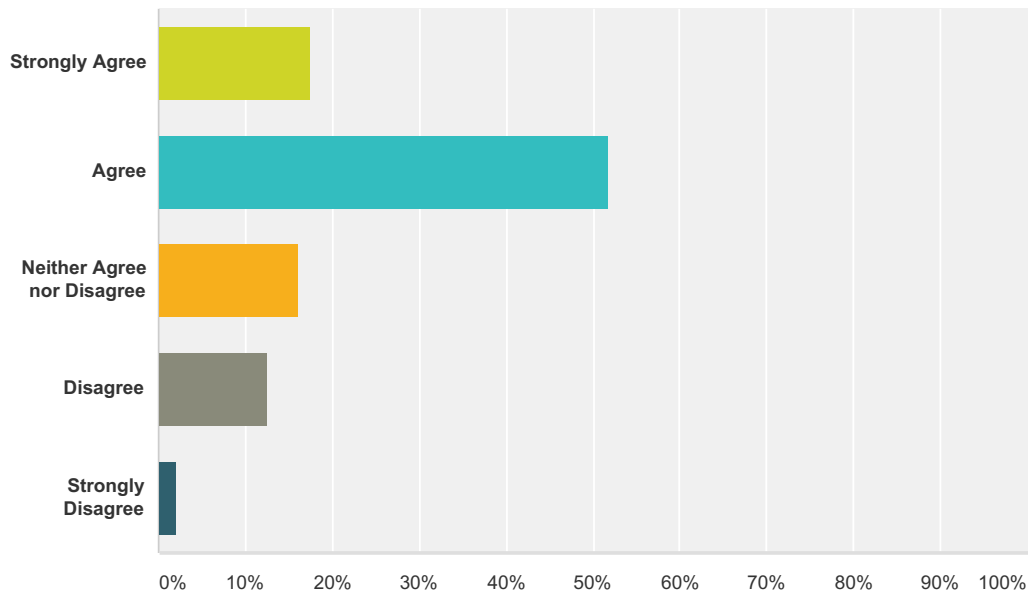
Answered: 648 Skipped: 42



Answer Choices	Responses	
Strongly Agree	17.59%	114
Agree	53.70%	348
Neither Agree nor Disagree	22.07%	143
Disagree	5.40%	35
Strongly Disagree	1.23%	8
Total		648

Q26 I feel well-informed about the school's programs, services and activities.

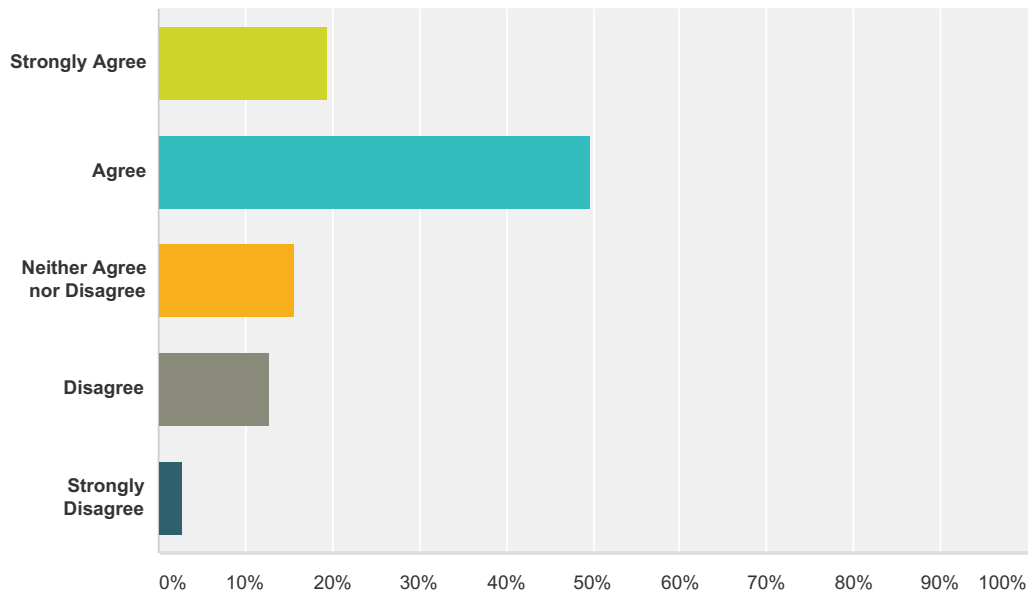
Answered: 647 Skipped: 43



Answer Choices	Responses
Strongly Agree	17.62% 114
Agree	51.78% 335
Neither Agree nor Disagree	16.07% 104
Disagree	12.52% 81
Strongly Disagree	2.01% 13
Total	647

Q27 The school keeps me informed of my child's progress.

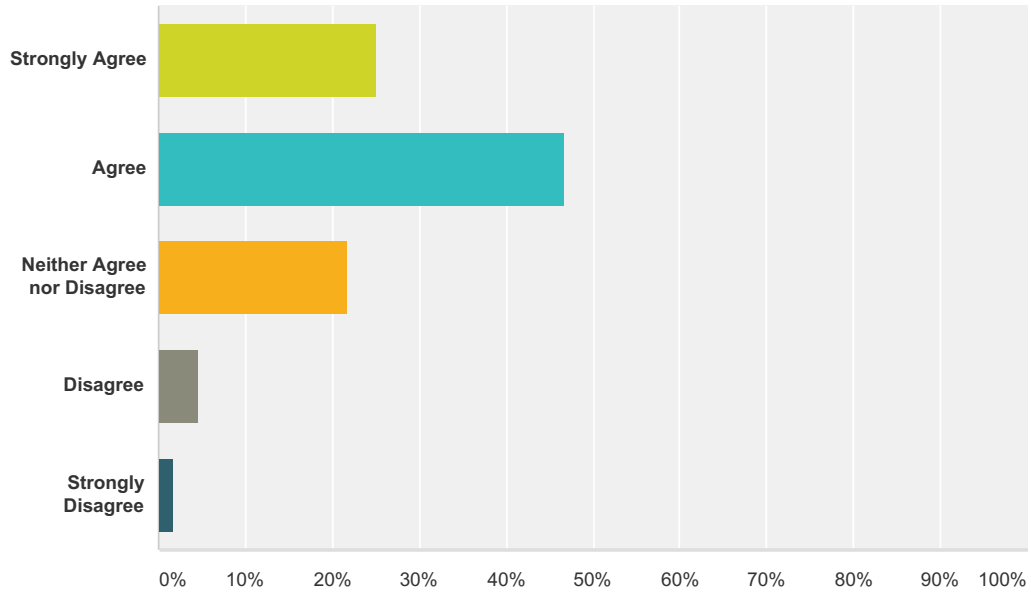
Answered: 645 Skipped: 45



Answer Choices	Responses	
Strongly Agree	19.38%	125
Agree	49.61%	320
Neither Agree nor Disagree	15.66%	101
Disagree	12.71%	82
Strongly Disagree	2.64%	17
Total		645

Q28 School staff members (teachers / principal / support staff) are responsive to my parental concerns.

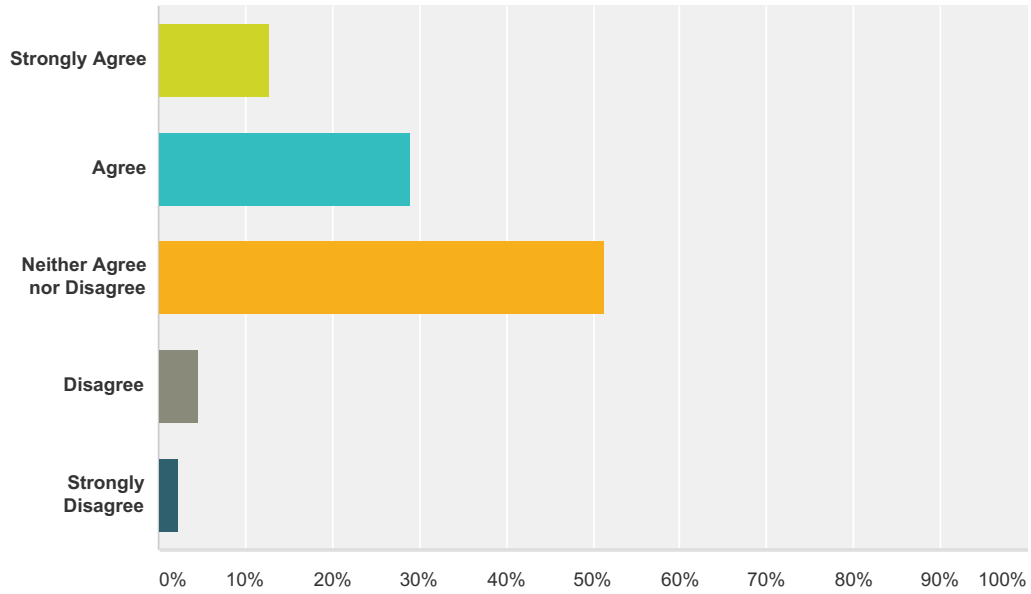
Answered: 645 Skipped: 45



Answer Choices	Responses	Count
Strongly Agree	25.12%	162
Agree	46.82%	302
Neither Agree nor Disagree	21.71%	140
Disagree	4.65%	30
Strongly Disagree	1.71%	11
Total		645

Q29 The district administration and/or Board of Education are responsive to my parental concerns.

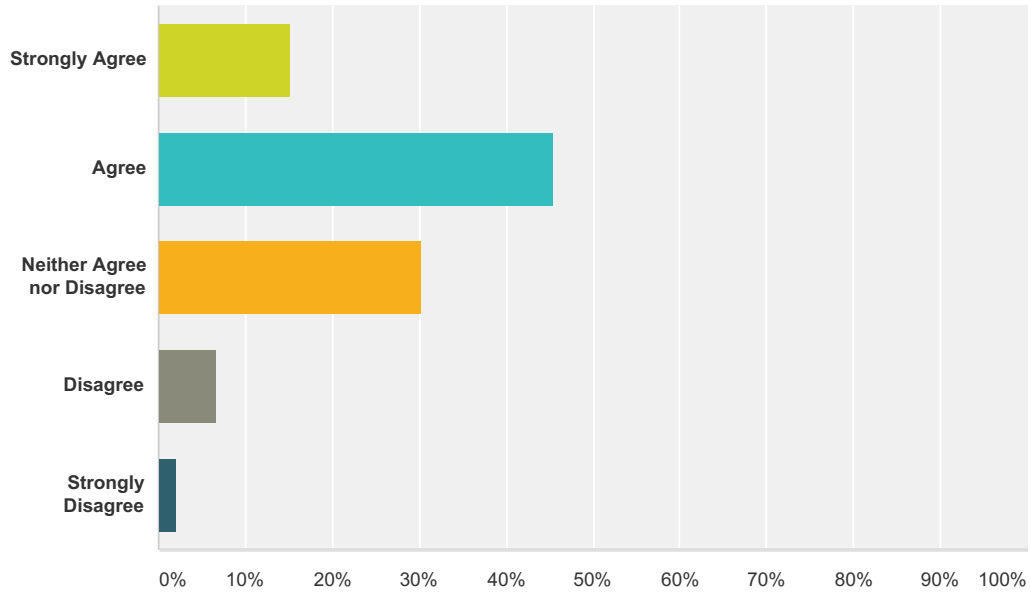
Answered: 643 Skipped: 47



Answer Choices	Responses	Count
Strongly Agree	12.75%	82
Agree	28.93%	186
Neither Agree nor Disagree	51.32%	330
Disagree	4.67%	30
Strongly Disagree	2.33%	15
Total		643

Q30 I have sufficient opportunities to express my opinions or concerns regarding my child's school.

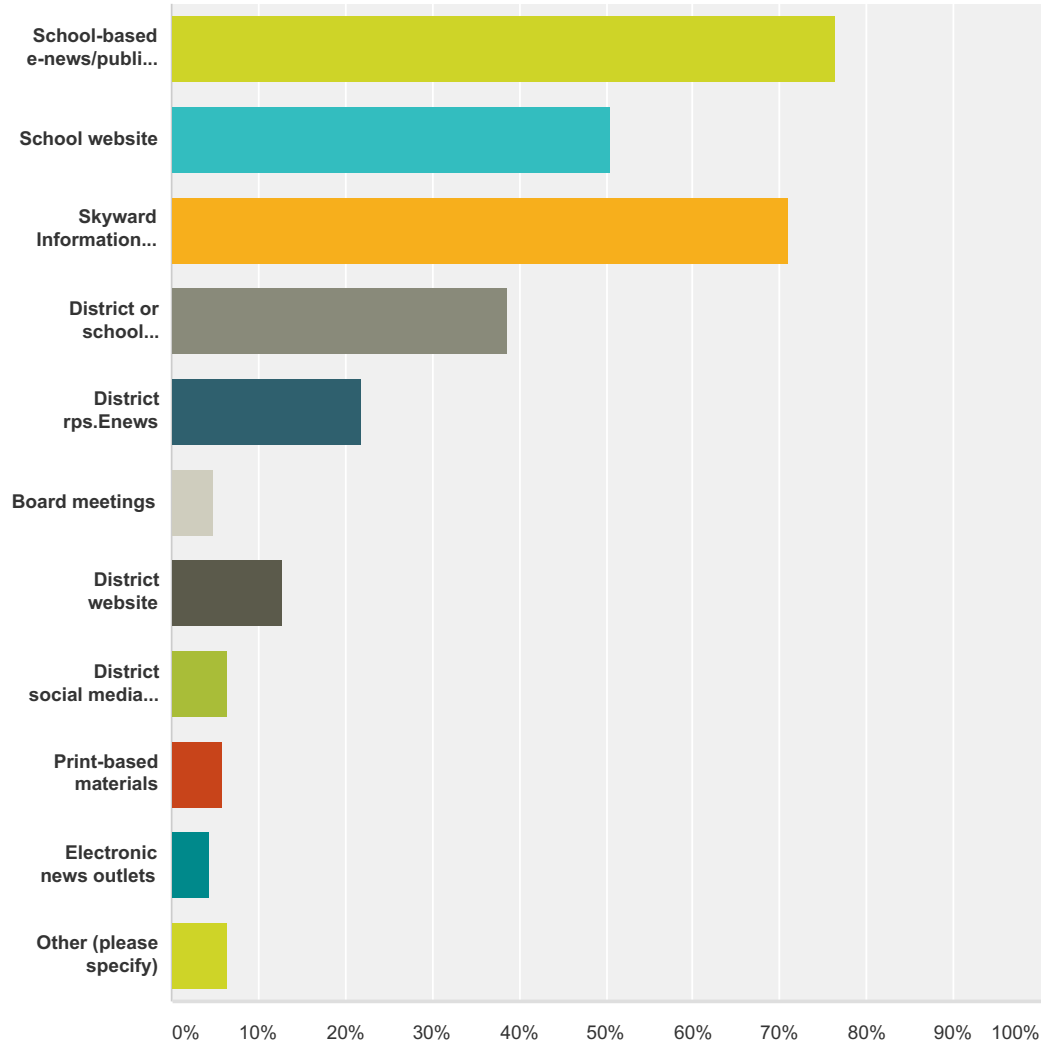
Answered: 643 Skipped: 47



Answer Choices	Responses	Count
Strongly Agree	15.24%	98
Agree	45.57%	293
Neither Agree nor Disagree	30.33%	195
Disagree	6.69%	43
Strongly Disagree	2.18%	14
Total		643

Q31 How do you receive most of your school-related information? (Check all that apply.)

Answered: 642 Skipped: 48



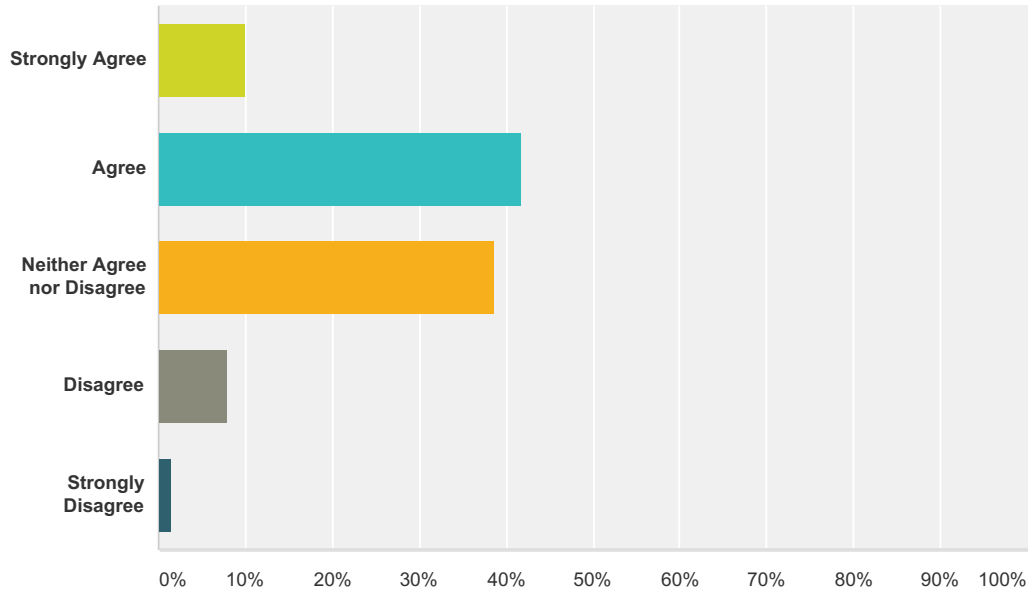
Answer Choices	Responses	Count
School-based e-news/publications	76.48%	491
School website	50.47%	324
Skyward Information System	71.03%	456
District or school e-blasts/robo calls	38.63%	248
District rps.Enews	21.96%	141
Board meetings	4.83%	31
District website	12.77%	82
District social media (Facebook page or Twitter feed)	6.54%	42

2016-2017 Parent / Guardian Survey Middle Schools

Print-based materials	5.92%	38
Electronic news outlets	4.36%	28
Other (please specify)	6.54%	42
Total Respondents: 642		

Q32 The new district website (launched Fall 2016) is a useful source for all I need to know about the Ridgewood Public Schools.

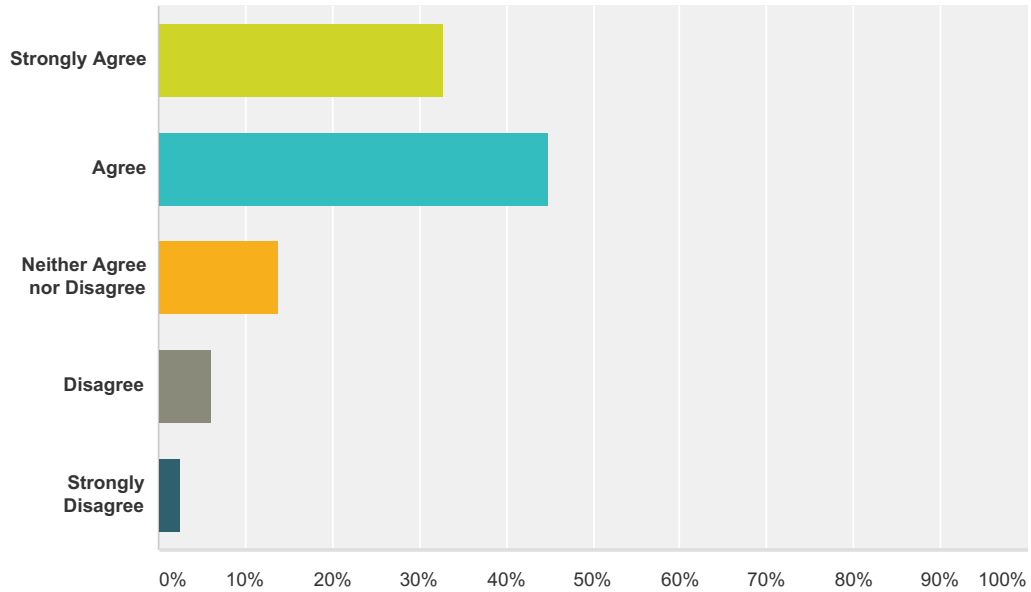
Answered: 641 Skipped: 49



Answer Choices	Responses	Count
Strongly Agree	9.98%	64
Agree	41.81%	268
Neither Agree nor Disagree	38.69%	248
Disagree	7.96%	51
Strongly Disagree	1.56%	10
Total		641

Q34 The 1:1 Chromebook Initiative has had a positive impact on my child's educational experience.

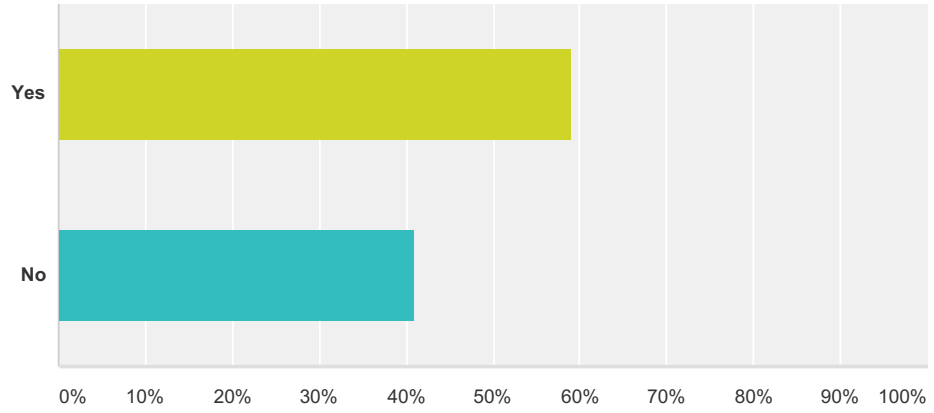
Answered: 636 Skipped: 54



Answer Choices	Responses
Strongly Agree	32.86% 209
Agree	44.81% 285
Neither Agree nor Disagree	13.84% 88
Disagree	5.97% 38
Strongly Disagree	2.52% 16
Total	636

Q35 My child uses the Chromebook outside of the school environment to collaborate with other students.

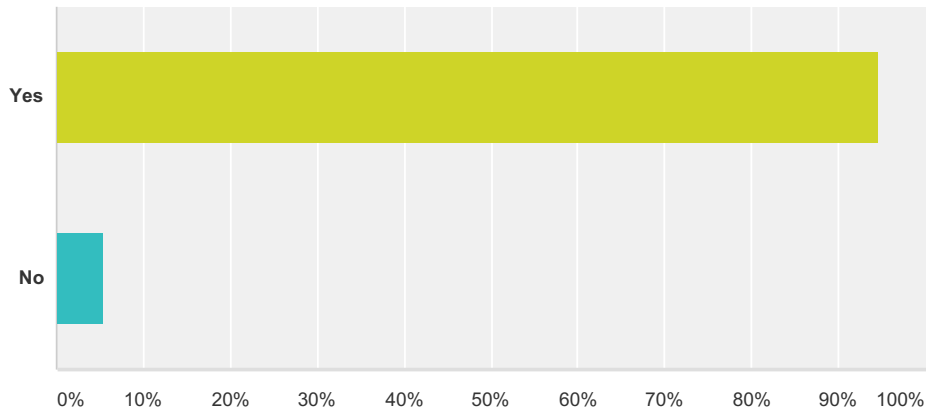
Answered: 636 Skipped: 54



Answer Choices	Responses
Yes	59.12% 376
No	40.88% 260
Total	636

Q36 My child uses the Chromebook at home.

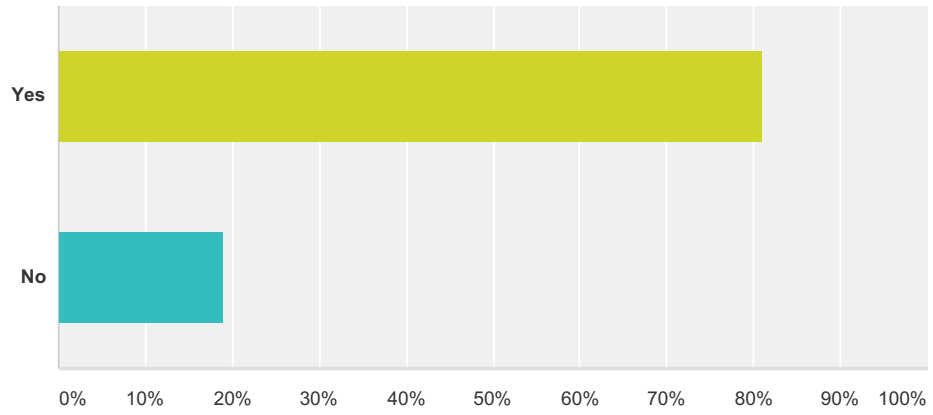
Answered: 636 Skipped: 54



Answer Choices	Responses	
Yes	94.50%	601
No	5.50%	35
Total		636

Q37 My child has shared information about Google Suite (Google Apps, Docs and other applications) used in school.

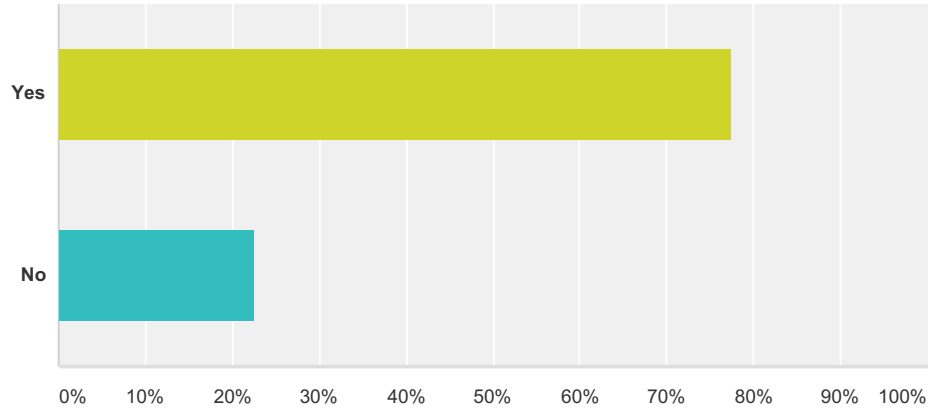
Answered: 636 Skipped: 54



Answer Choices	Responses
Yes	80.97% 515
No	19.03% 121
Total	636

Q38 I am familiar with Chromebooks and Google Suite (Google Apps, Docs and other applications) that my child uses.

Answered: 636 Skipped: 54



Answer Choices	Responses
Yes	77.36% 492
No	22.64% 144
Total	636