

PARENT/GUARDIAN SURVEY 2016-2017: ORCHARD SCHOOL

Results of the May 2017 survey for Orchard Elementary School

Ridgewood

Public

Schools



Dear Parent or Guardian,

This past May district parents and guardians were asked to fill out a comprehensive survey on topics related to Ridgewood’s schools and your children’s education. The results of the survey for Orchard School are presented here.

These results present an important summary that we will use as a resource for making your school and the district the best they can be.

Thank you to all who took the time to complete the survey. We appreciate your feedback and hope you enjoy reading the following report.

The Ridgewood Board of Education

Vincent Loncto, President

James Morgan, Vice President

Sheila Brogan

Christina Krauss

Jennie Smith Wilson

Superintendent of Schools

Daniel Fishbein

How to read this report

The data in this report reflect survey results for Orchard School.

How was the survey conducted?

The survey was conducted via email from May 8-19, 2017 using SurveyMonkey software. Email invitations with private survey links were sent to all district parents and guardians with email addresses on file. Only one response was allowed for each email address. The survey was completely anonymous.

Numerical data were compiled and charts were created using SurveyMonkey. District data were compiled from the grade-level surveys by the Ridgewood Public Schools Information Technology Department. The superintendent, administrators and school board members reviewed the data and all comments.

What were the results for the whole district?

A total of 8,120 valid emails were sent; 2498 parents or guardians competed or partially completed the surveys, representing a 30.8 percent participation rate. [Click here](#) for a summary of the district data for the 2017 survey.

Full results for the individual schools may be found on the website of the Ridgewood Public Schools at www.ridgewood.k12.nj.us.

How many parents and guardians participated in your school’s 2016-2017 survey?

As of 5.01.17	# Enrolled Students	# Emails Sent*	# Survey Responses	Participation Rate
Orchard School	314	428	155	36.2%
In-District	5690	8183 (8120 valid)	2498	30.8%

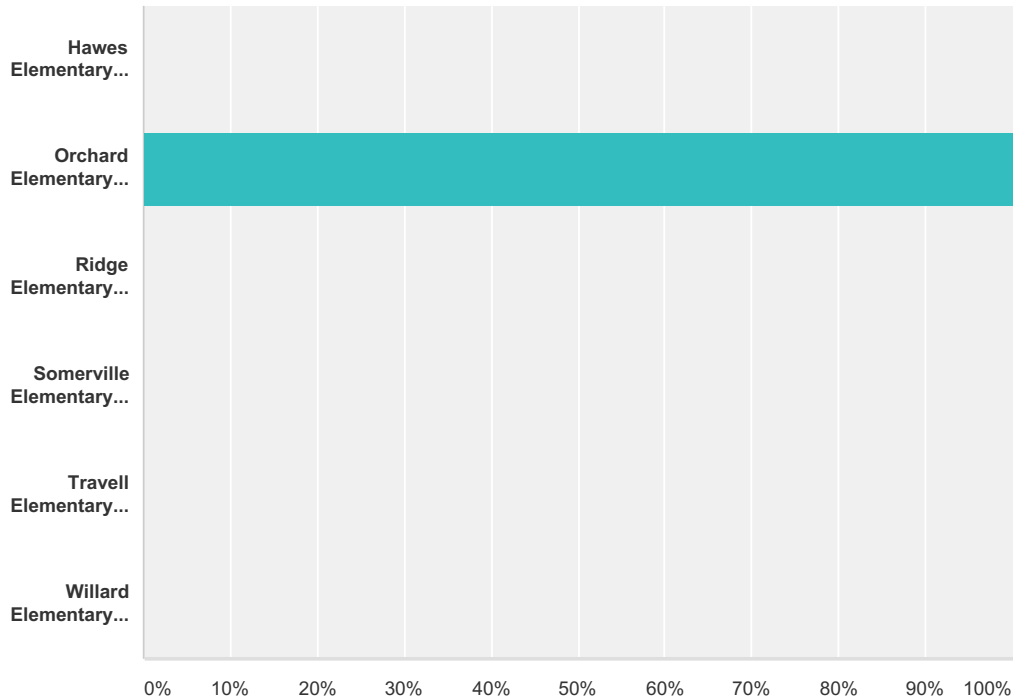
*Includes bounced emails

How will these survey results be used?

Complete survey results have been provided to your school’s principal, the central administration and the Ridgewood Board of Education. The data will be used as one of several resources for the ongoing review and refinement of the programs and practices of the Ridgewood Public Schools.

Q1 Our records show that your child attends a Ridgewood elementary school. The questions in this survey should be answered about this school, with your youngest child attending this school in mind. Which elementary school does your child attend?

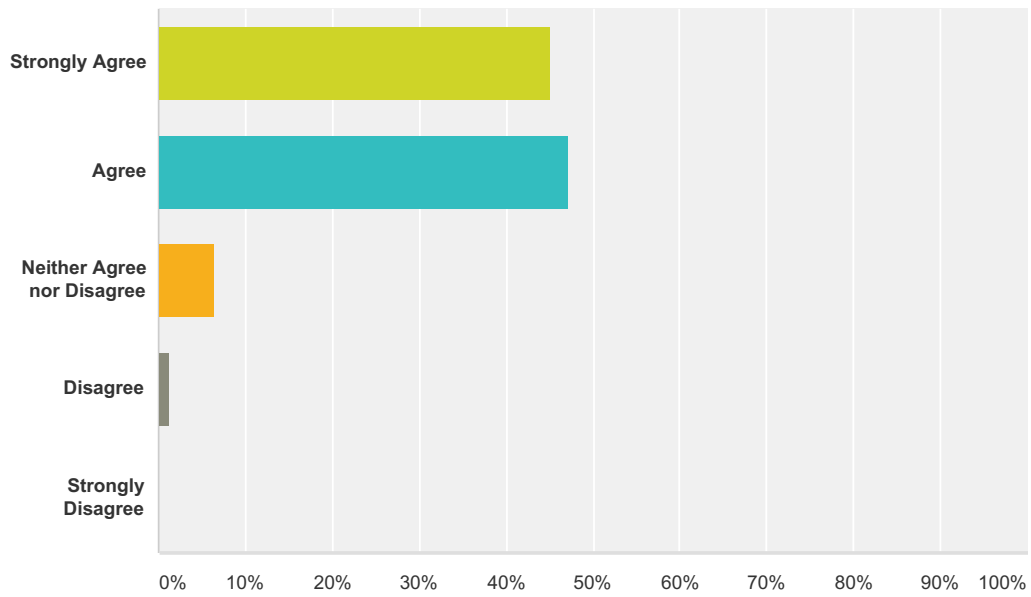
Answered: 155 Skipped: 0



Answer Choices	Responses
Hawes Elementary School	0.00% 0
Orchard Elementary School	100.00% 155
Ridge Elementary School	0.00% 0
Somerville Elementary School	0.00% 0
Travell Elementary School	0.00% 0
Willard Elementary School	0.00% 0
Total	155

Q2 I am satisfied with the overall quality of my child's education.

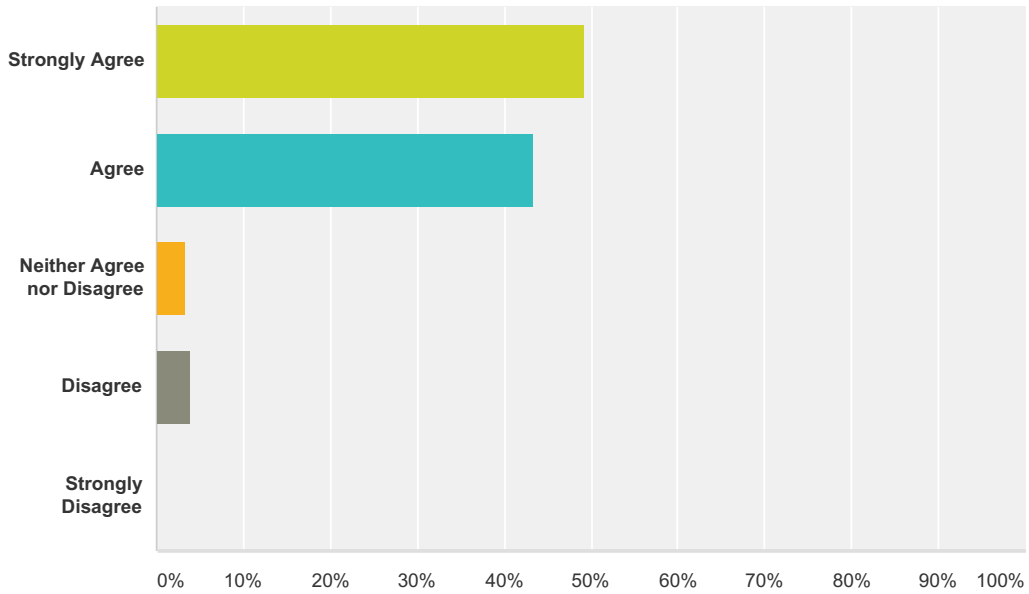
Answered: 155 Skipped: 0



Answer Choices	Responses	
Strongly Agree	45.16%	70
Agree	47.10%	73
Neither Agree nor Disagree	6.45%	10
Disagree	1.29%	2
Strongly Disagree	0.00%	0
Total		155

Q3 My child likes going to school.

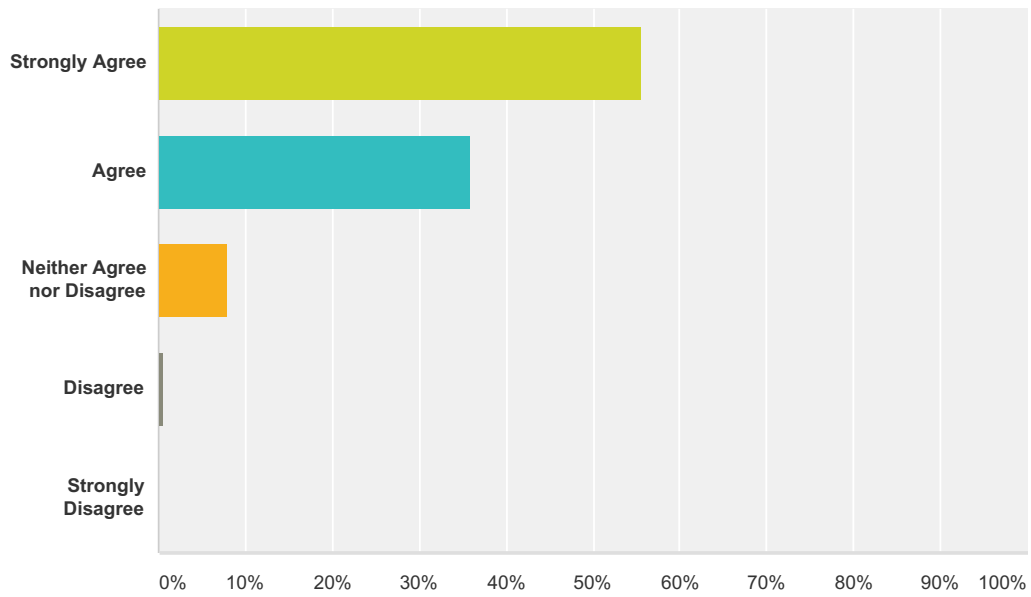
Answered: 154 Skipped: 1



Answer Choices	Responses
Strongly Agree	49.35% 76
Agree	43.51% 67
Neither Agree nor Disagree	3.25% 5
Disagree	3.90% 6
Strongly Disagree	0.00% 0
Total	154

Q4 I would recommend my child's school to other parents.

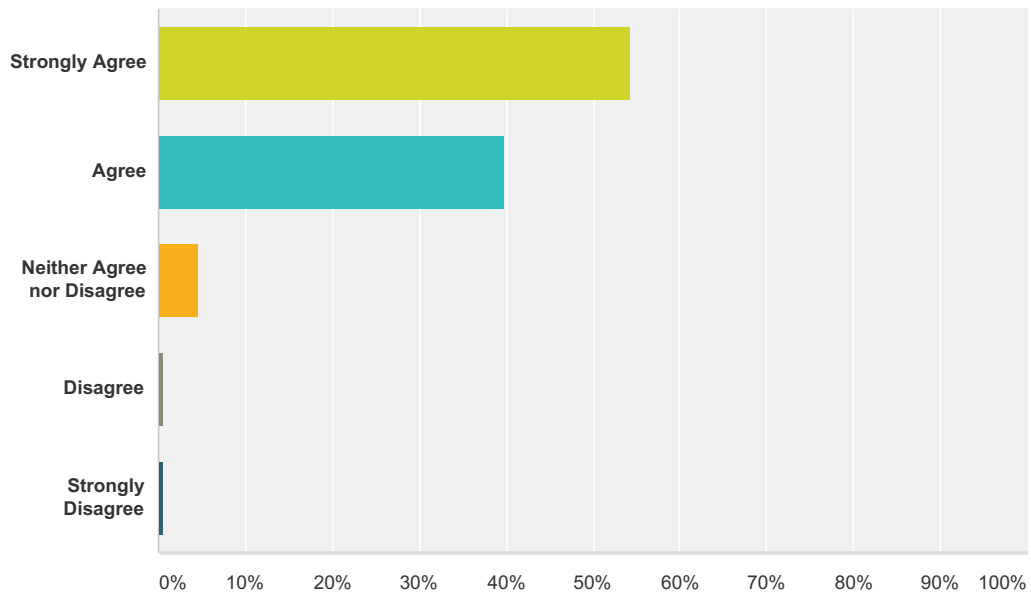
Answered: 153 Skipped: 2



Answer Choices	Responses	
Strongly Agree	55.56%	85
Agree	35.95%	55
Neither Agree nor Disagree	7.84%	12
Disagree	0.65%	1
Strongly Disagree	0.00%	0
Total		153

Q5 I feel welcome in my child's school.

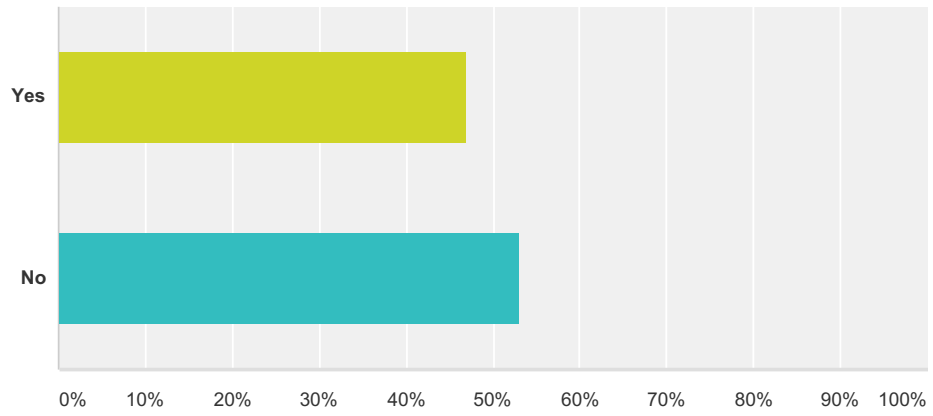
Answered: 153 Skipped: 2



Answer Choices	Responses	
Strongly Agree	54.25%	83
Agree	39.87%	61
Neither Agree nor Disagree	4.58%	7
Disagree	0.65%	1
Strongly Disagree	0.65%	1
Total		153

Q6 I would like to be more involved in my child's school.

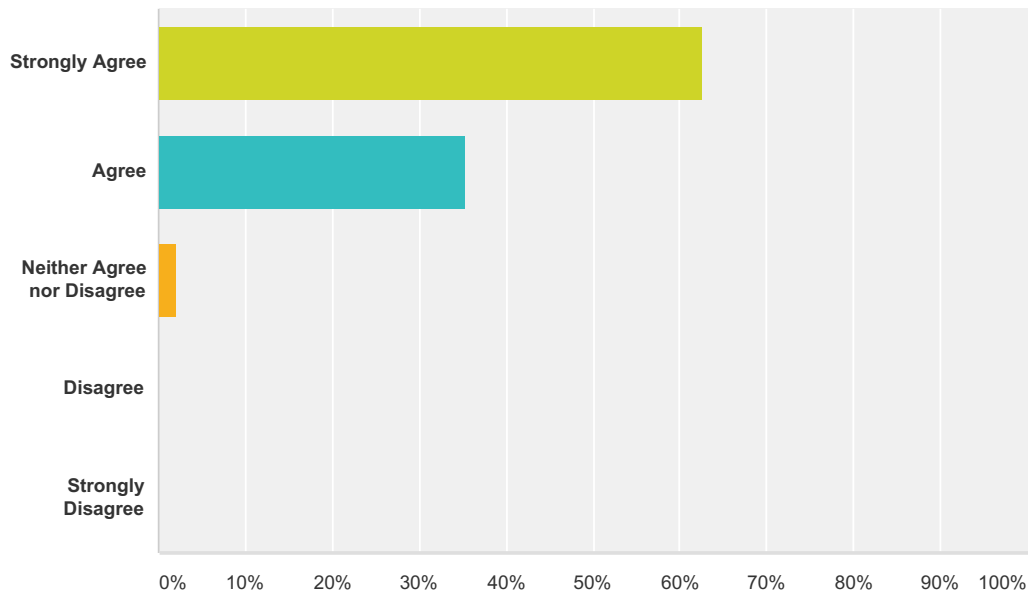
Answered: 151 Skipped: 4



Answer Choices	Responses
Yes	47.02% 71
No	52.98% 80
Total	151

Q7 My child feels safe at school.

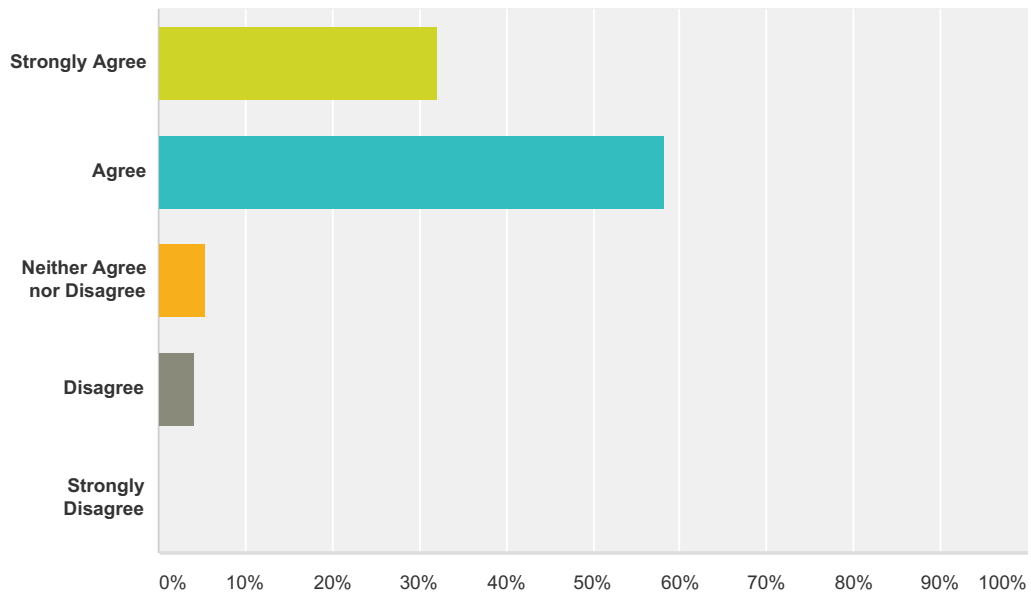
Answered: 150 Skipped: 5



Answer Choices	Responses
Strongly Agree	62.67% 94
Agree	35.33% 53
Neither Agree nor Disagree	2.00% 3
Disagree	0.00% 0
Strongly Disagree	0.00% 0
Total	150

Q9 I am satisfied with the academic progress of my child.

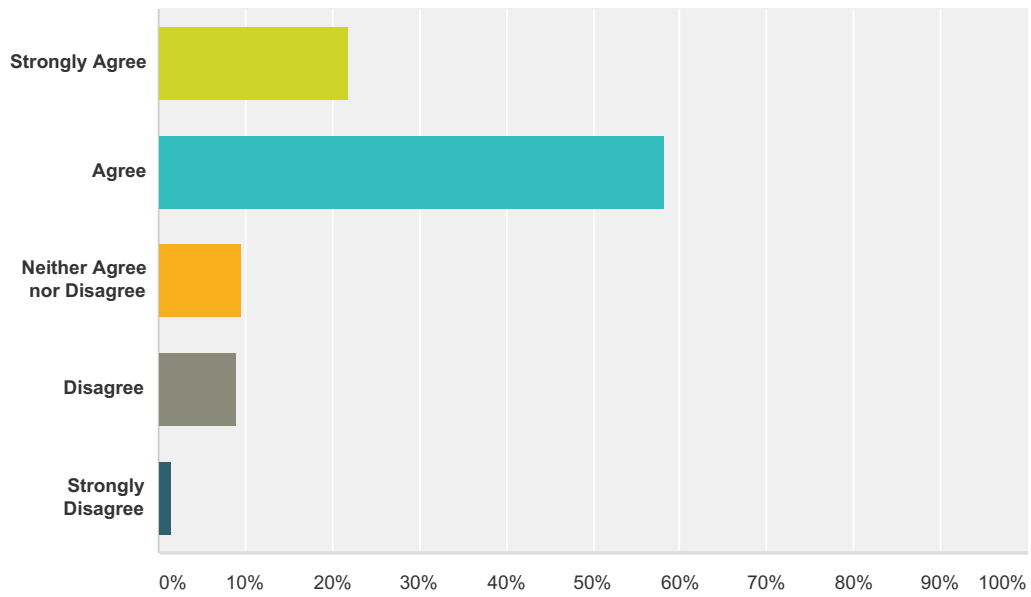
Answered: 146 Skipped: 9



Answer Choices	Responses
Strongly Agree	32.19% 47
Agree	58.22% 85
Neither Agree nor Disagree	5.48% 8
Disagree	4.11% 6
Strongly Disagree	0.00% 0
Total	146

Q10 The academic challenge is appropriate for my child.

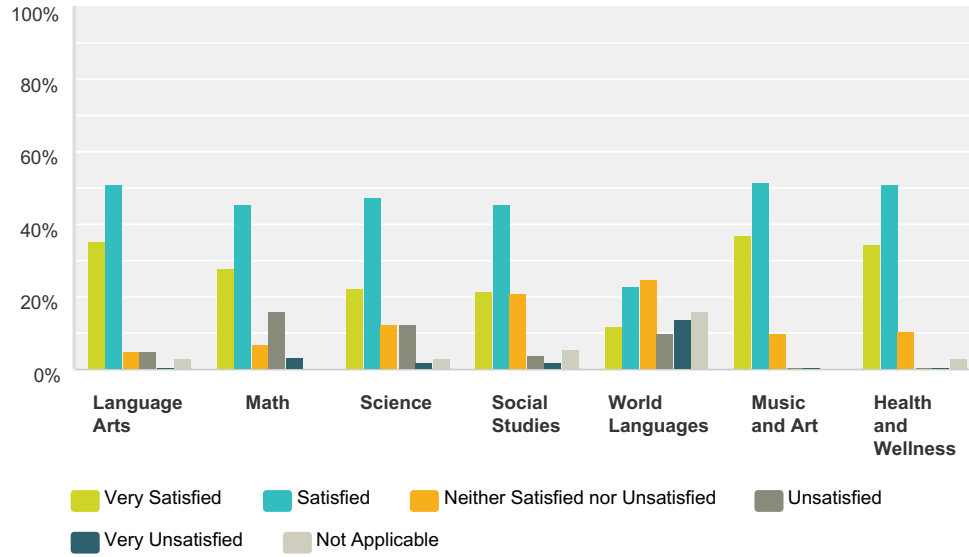
Answered: 146 Skipped: 9



Answer Choices	Responses
Strongly Agree	21.92% 32
Agree	58.22% 85
Neither Agree nor Disagree	9.59% 14
Disagree	8.90% 13
Strongly Disagree	1.37% 2
Total	146

Q11 Please indicate your satisfaction with the following programs at your child's school.

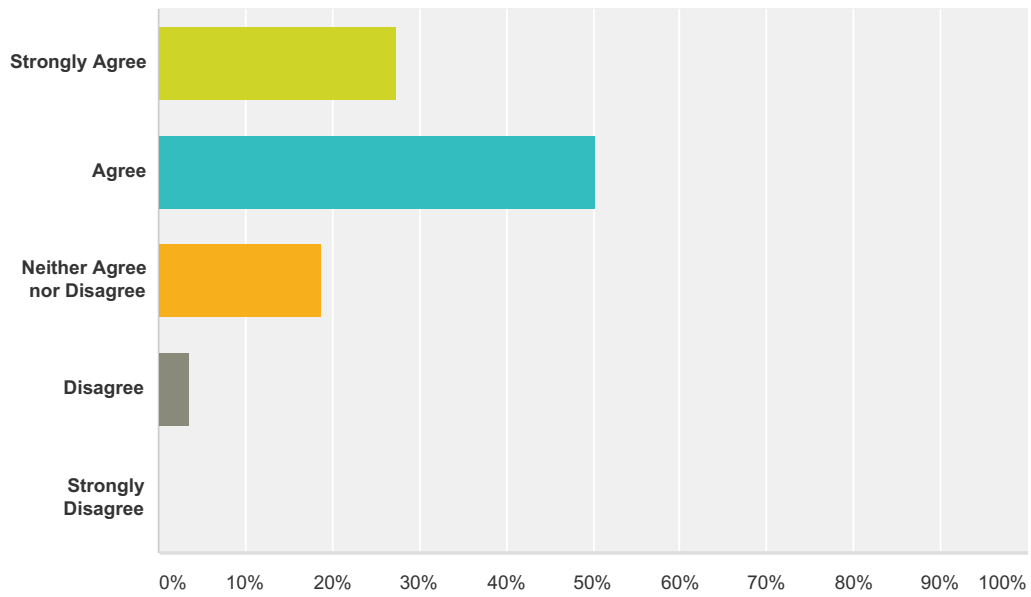
Answered: 143 Skipped: 12



	Very Satisfied	Satisfied	Neither Satisfied nor Unsatisfied	Unsatisfied	Very Unsatisfied	Not Applicable	Total
Language Arts	35.66% 51	51.05% 73	4.90% 7	4.90% 7	0.70% 1	2.80% 4	143
Math	27.97% 40	45.45% 65	6.99% 10	16.08% 23	3.50% 5	0.00% 0	143
Science	22.38% 32	47.55% 68	12.59% 18	12.59% 18	2.10% 3	2.80% 4	143
Social Studies	21.68% 31	45.45% 65	20.98% 30	4.20% 6	2.10% 3	5.59% 8	143
World Languages	11.89% 17	23.08% 33	25.17% 36	9.79% 14	13.99% 20	16.08% 23	143
Music and Art	37.06% 53	51.75% 74	9.79% 14	0.70% 1	0.70% 1	0.00% 0	143
Health and Wellness	34.27% 49	51.05% 73	10.49% 15	0.70% 1	0.70% 1	2.80% 4	143

Q12 My child is encouraged to try new things at school.

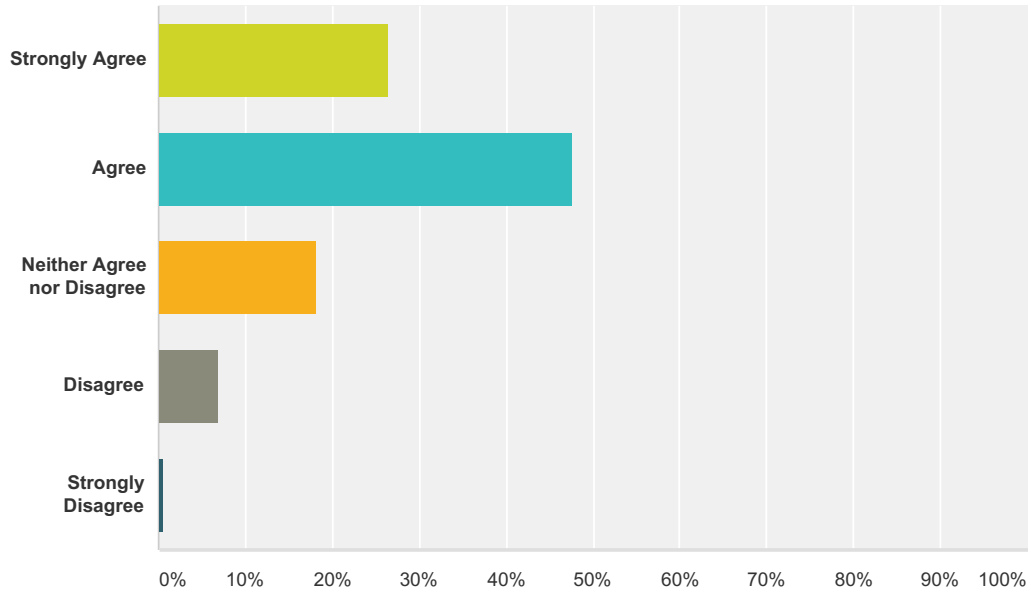
Answered: 143 Skipped: 12



Answer Choices	Responses	
Strongly Agree	27.27%	39
Agree	50.35%	72
Neither Agree nor Disagree	18.88%	27
Disagree	3.50%	5
Strongly Disagree	0.00%	0
Total		143

Q13 The school gives me ideas and opportunities to help my child do his/her best.

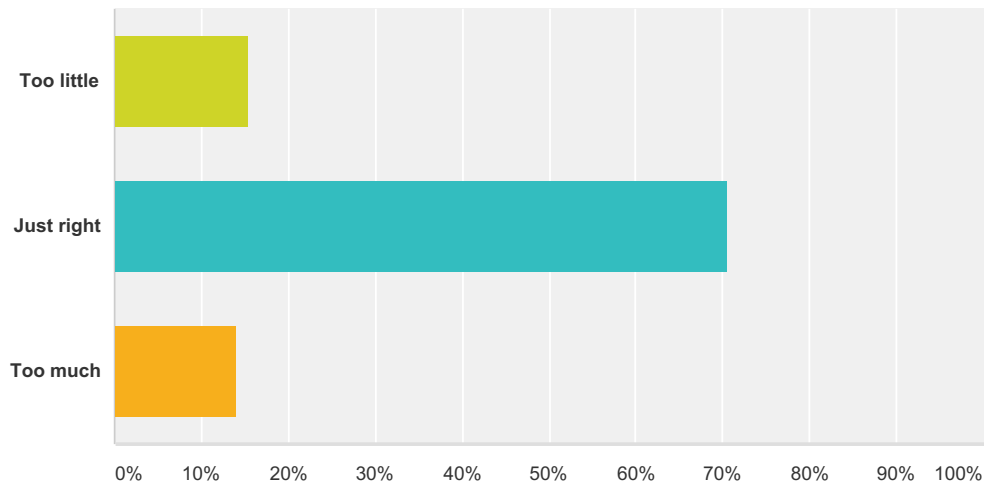
Answered: 143 Skipped: 12



Answer Choices	Responses	
Strongly Agree	26.57%	38
Agree	47.55%	68
Neither Agree nor Disagree	18.18%	26
Disagree	6.99%	10
Strongly Disagree	0.70%	1
Total		143

Q14 The amount of homework my child receives is:

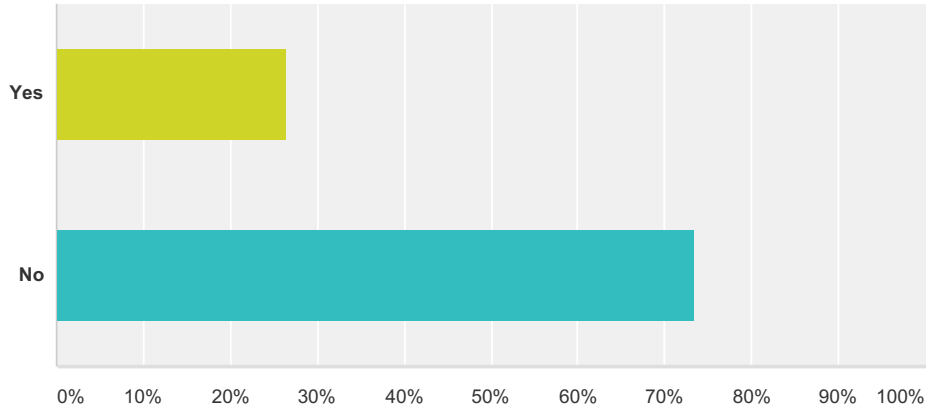
Answered: 143 Skipped: 12



Answer Choices	Responses	
Too little	15.38%	22
Just right	70.63%	101
Too much	13.99%	20
Total		143

Q15 I supplement my child's education with professional tutoring in core subjects such as math or reading.

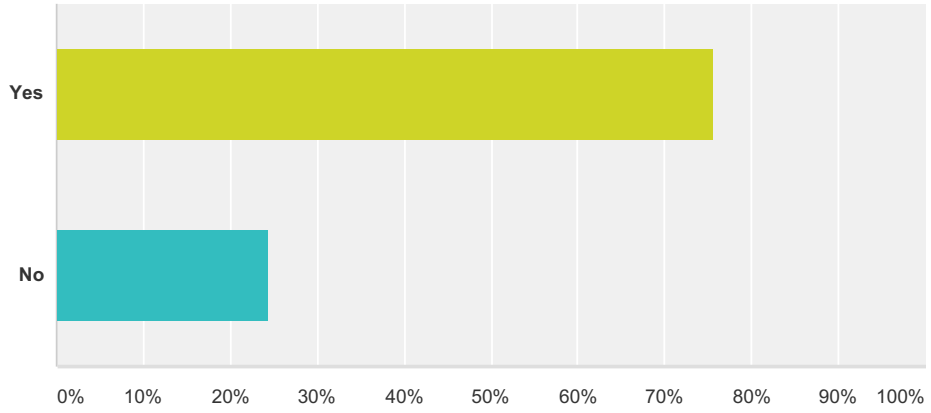
Answered: 143 Skipped: 12



Answer Choices	Responses	
Yes	26.57%	38
No	73.43%	105
Total		143

Q16 Are you aware that the District teaches students about the responsible use of technology as part of the curriculum?

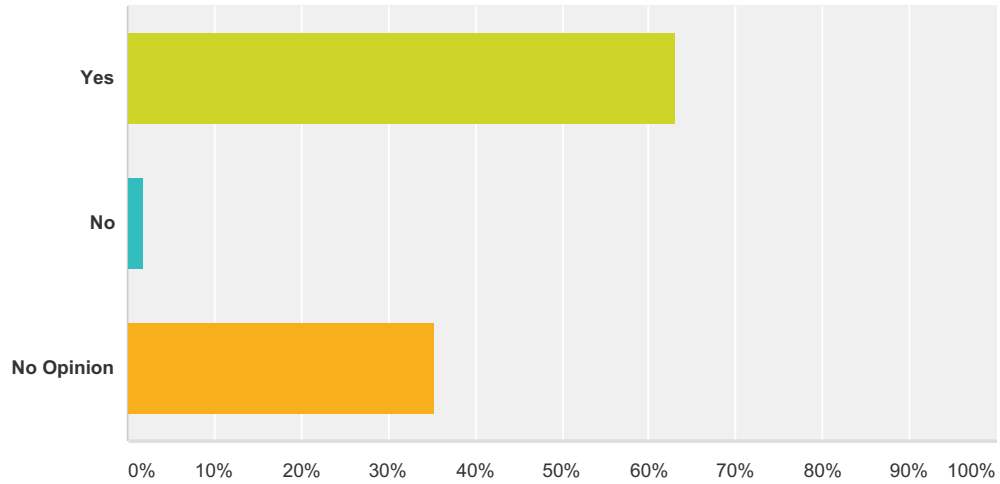
Answered: 143 Skipped: 12



Answer Choices	Responses
Yes	75.52% 108
No	24.48% 35
Total	143

Q17 Do you believe the District does a good job of teaching the importance of Internet safety?

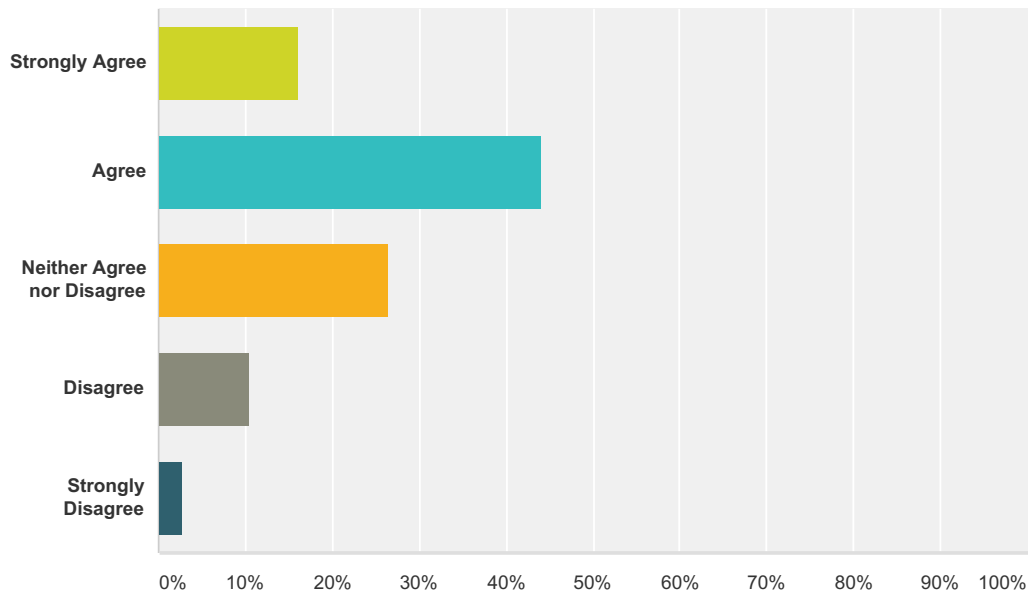
Answered: 108 Skipped: 47



Answer Choices	Responses	
Yes	62.96%	68
No	1.85%	2
No Opinion	35.19%	38
Total		108

Q19 I am satisfied with the club and after-school opportunities at my child's school.

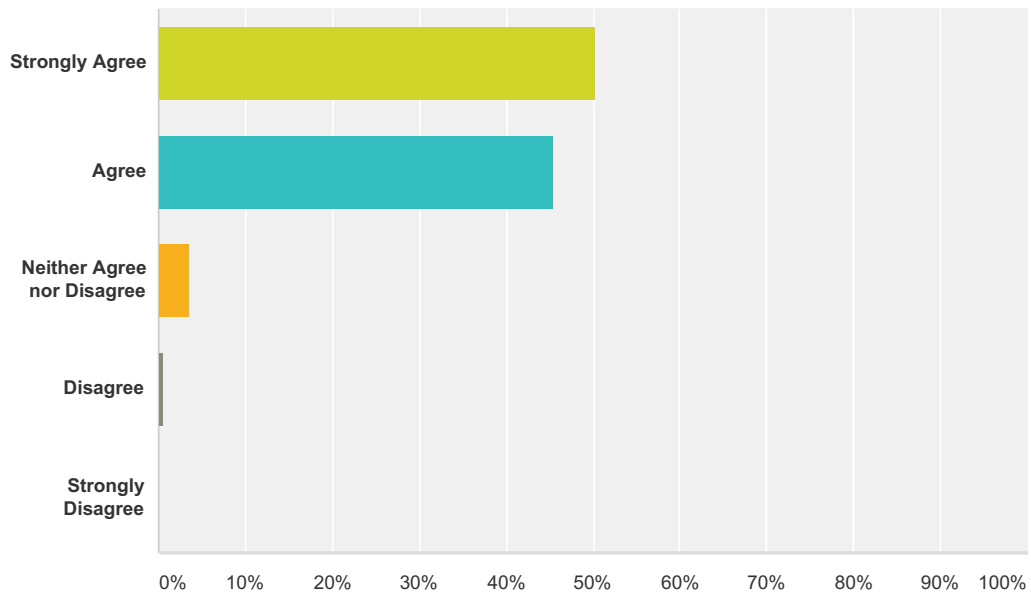
Answered: 143 Skipped: 12



Answer Choices	Responses	
Strongly Agree	16.08%	23
Agree	44.06%	63
Neither Agree nor Disagree	26.57%	38
Disagree	10.49%	15
Strongly Disagree	2.80%	4
Total		143

Q21 My child's school is clean and well-maintained.

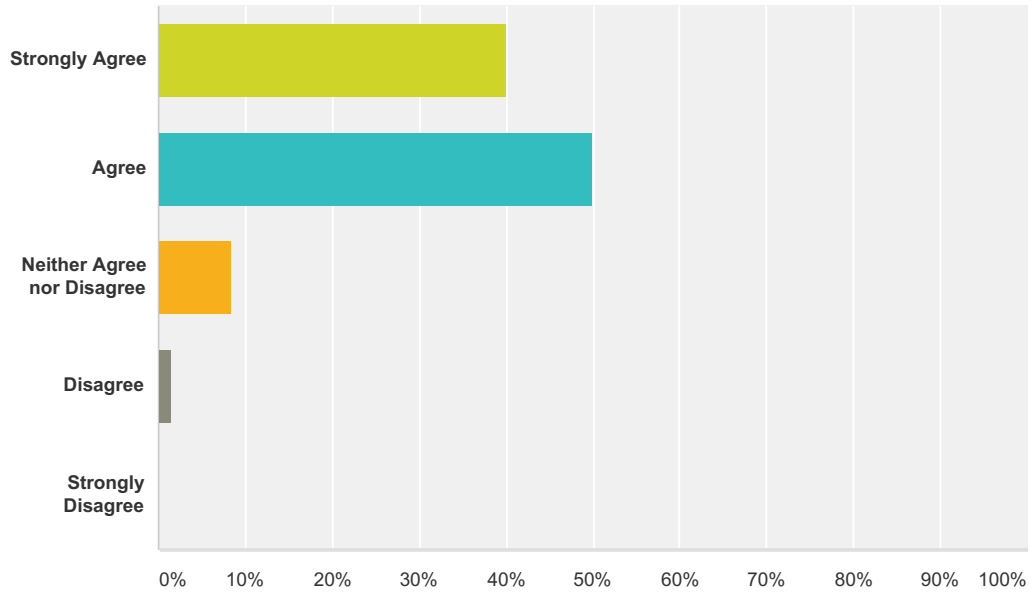
Answered: 143 Skipped: 12



Answer Choices	Responses	
Strongly Agree	50.35%	72
Agree	45.45%	65
Neither Agree nor Disagree	3.50%	5
Disagree	0.70%	1
Strongly Disagree	0.00%	0
Total		143

Q22 I am satisfied with the condition / quality of the physical spaces at my child's school.

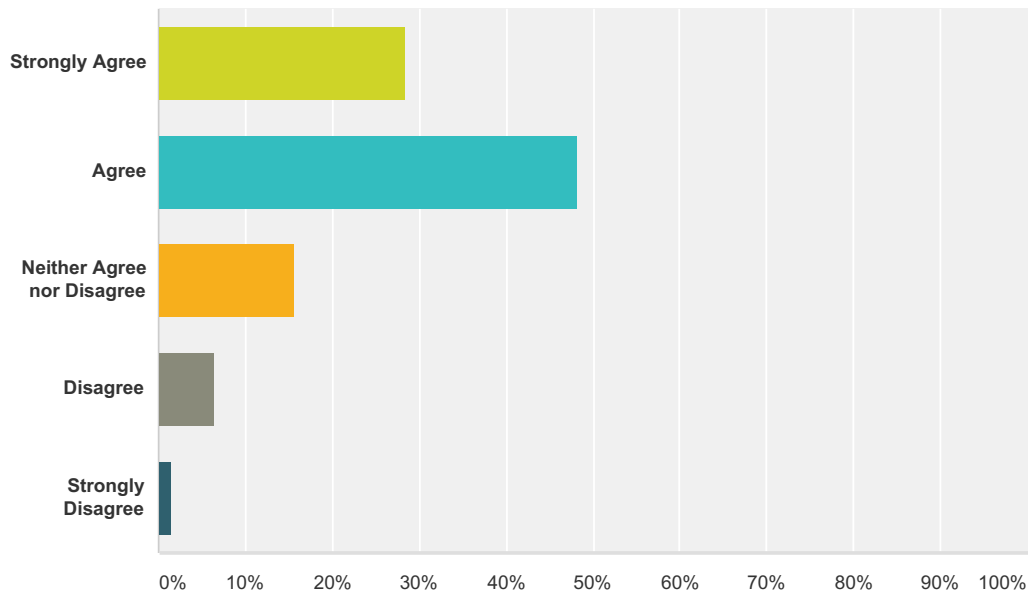
Answered: 142 Skipped: 13



Answer Choices	Responses	
Strongly Agree	40.14%	57
Agree	50.00%	71
Neither Agree nor Disagree	8.45%	12
Disagree	1.41%	2
Strongly Disagree	0.00%	0
Total		142

Q23 The condition / quality of the school's athletic facilities is acceptable.

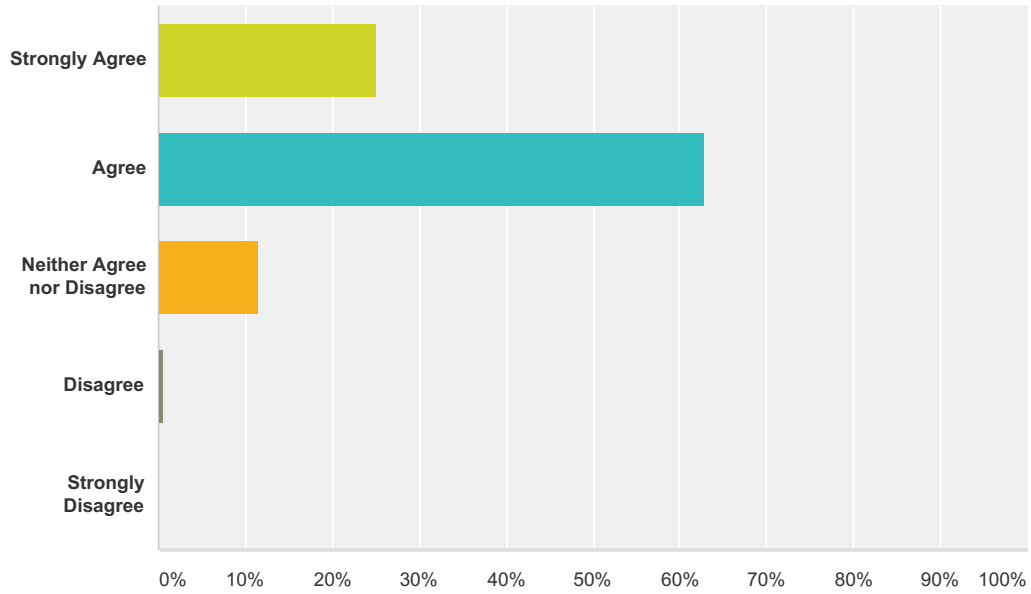
Answered: 141 Skipped: 14



Answer Choices	Responses
Strongly Agree	28.37% 40
Agree	48.23% 68
Neither Agree nor Disagree	15.60% 22
Disagree	6.38% 9
Strongly Disagree	1.42% 2
Total	141

Q24 The condition / quality of the school's fine and performing arts spaces is acceptable.

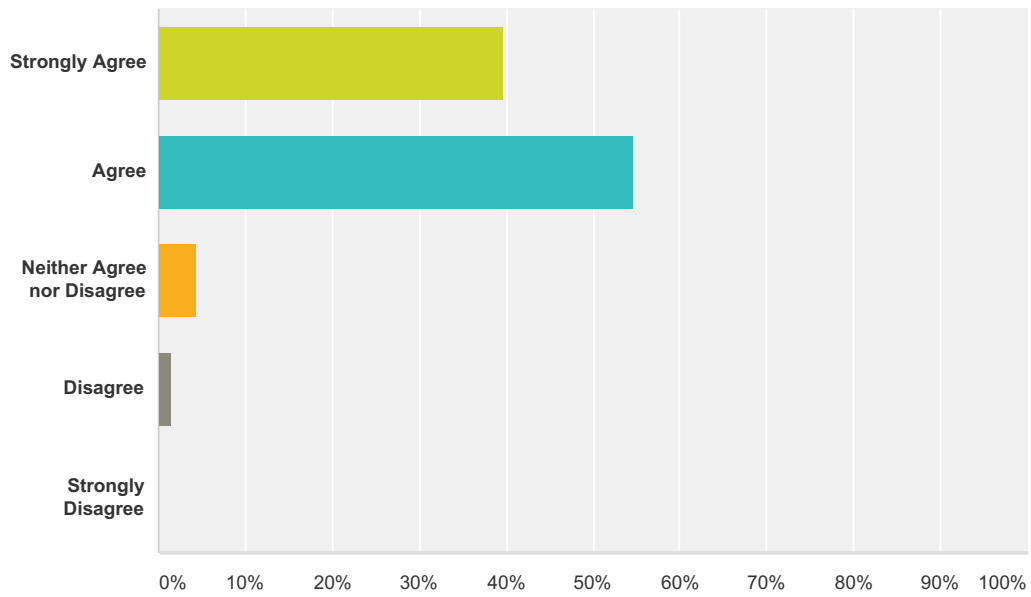
Answered: 140 Skipped: 15



Answer Choices	Responses	
Strongly Agree	25.00%	35
Agree	62.86%	88
Neither Agree nor Disagree	11.43%	16
Disagree	0.71%	1
Strongly Disagree	0.00%	0
Total		140

Q26 I feel well-informed about the school's programs, services and activities.

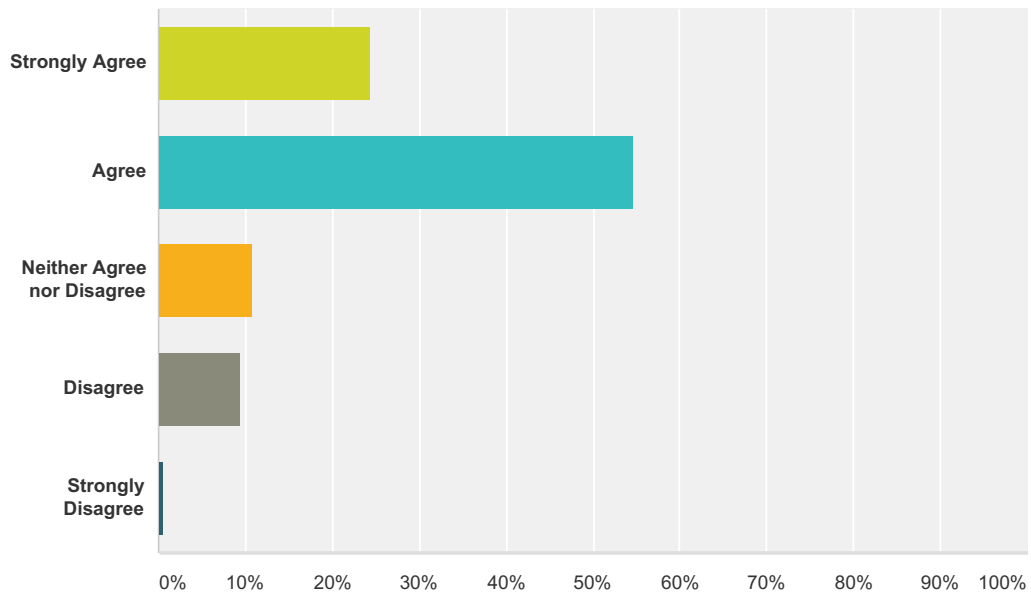
Answered: 139 Skipped: 16



Answer Choices	Responses
Strongly Agree	39.57% 55
Agree	54.68% 76
Neither Agree nor Disagree	4.32% 6
Disagree	1.44% 2
Strongly Disagree	0.00% 0
Total	139

Q27 The school keeps me informed of my child's progress.

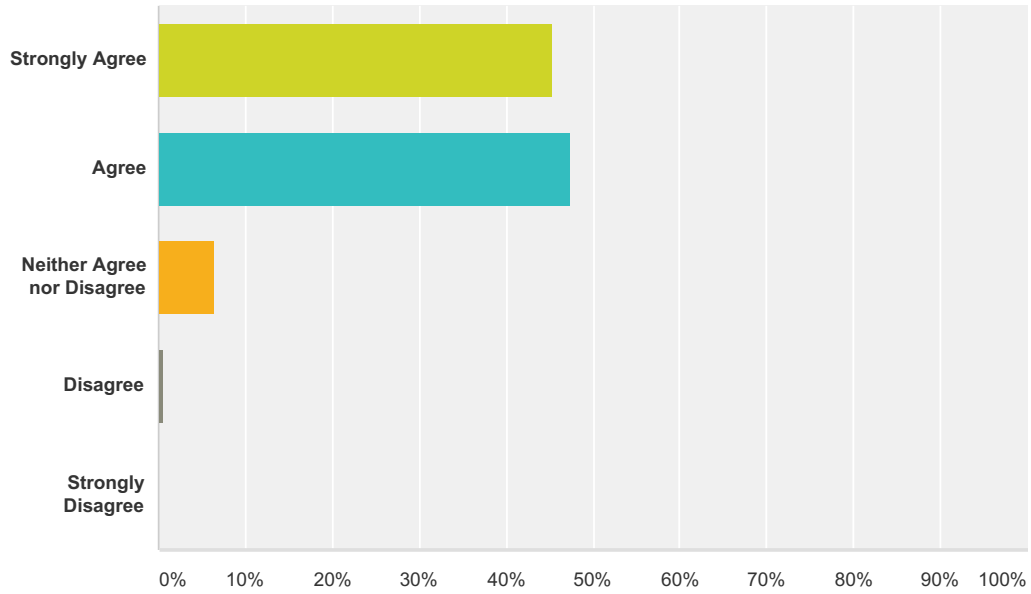
Answered: 139 Skipped: 16



Answer Choices	Responses
Strongly Agree	24.46% 34
Agree	54.68% 76
Neither Agree nor Disagree	10.79% 15
Disagree	9.35% 13
Strongly Disagree	0.72% 1
Total	139

Q28 School staff members (teachers / principal / support staff) are responsive to my parental concerns.

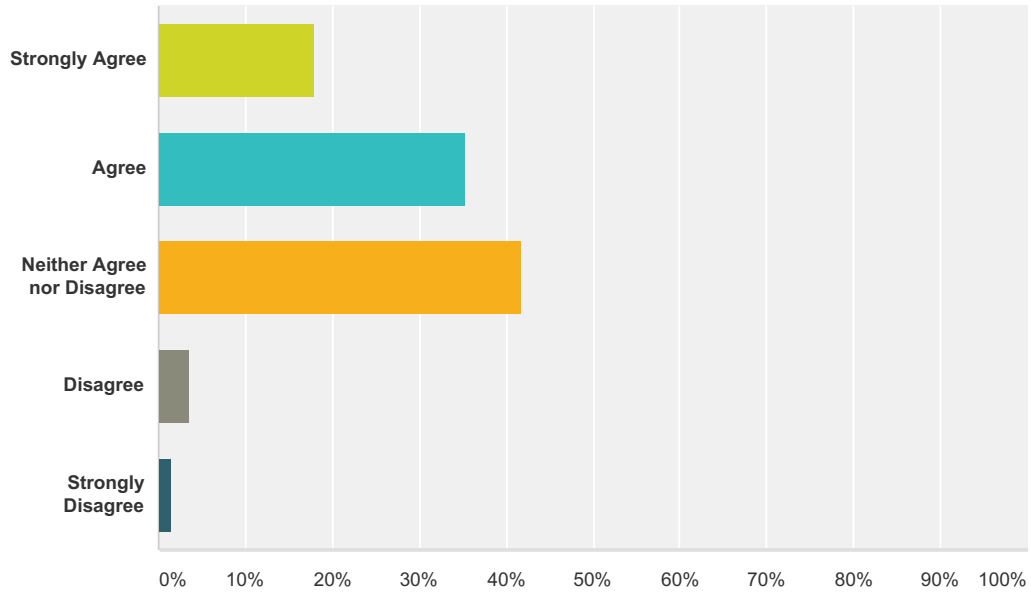
Answered: 139 Skipped: 16



Answer Choices	Responses	Count
Strongly Agree	45.32%	63
Agree	47.48%	66
Neither Agree nor Disagree	6.47%	9
Disagree	0.72%	1
Strongly Disagree	0.00%	0
Total		139

Q29 The district administration and/or Board of Education are responsive to my parental concerns.

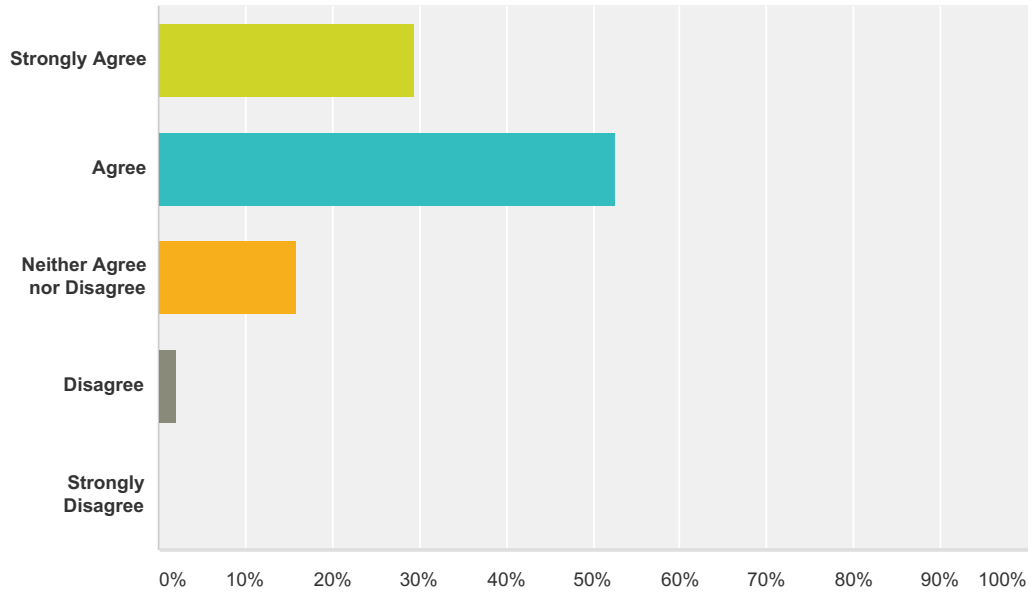
Answered: 139 Skipped: 16



Answer Choices	Responses
Strongly Agree	17.99% 25
Agree	35.25% 49
Neither Agree nor Disagree	41.73% 58
Disagree	3.60% 5
Strongly Disagree	1.44% 2
Total	139

Q30 I have sufficient opportunities to express my opinions or concerns regarding my child's school.

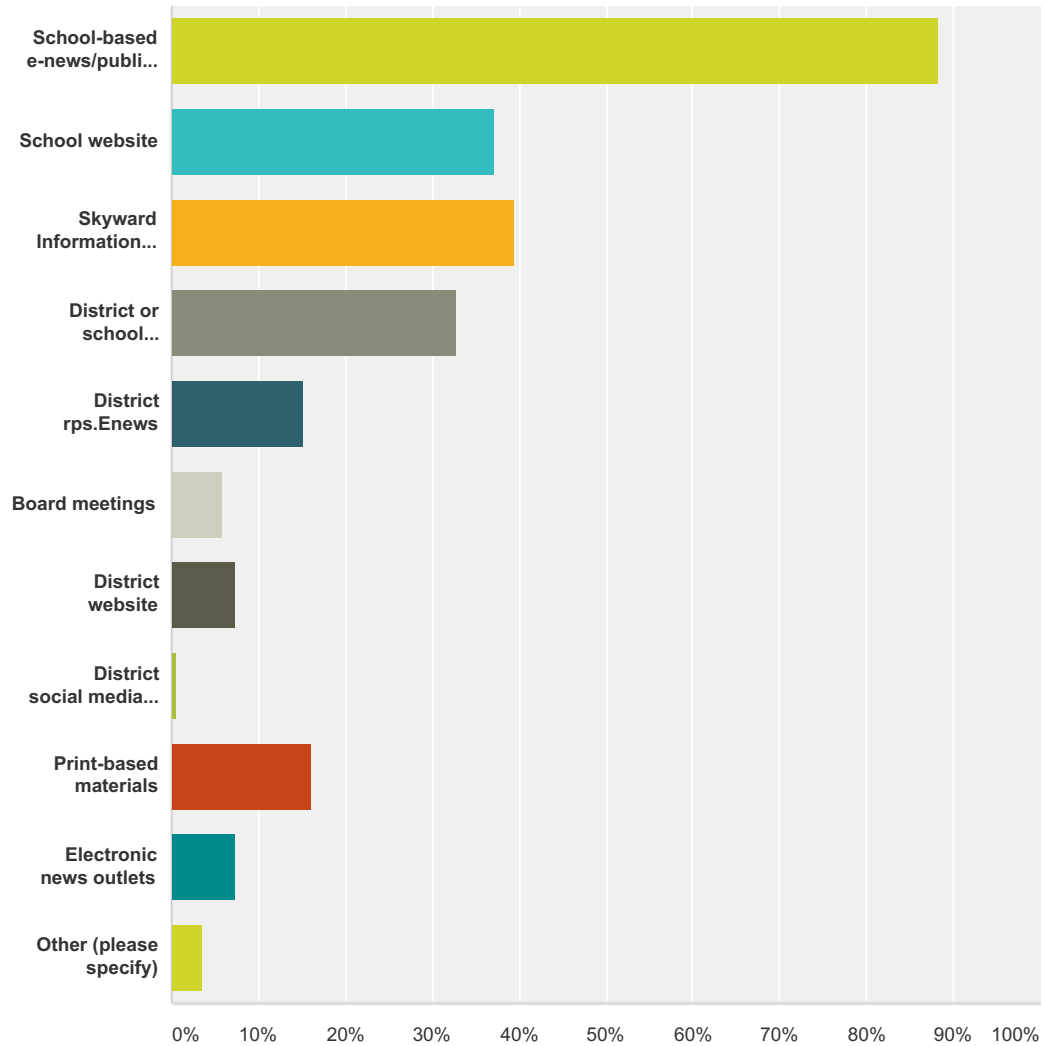
Answered: 139 Skipped: 16



Answer Choices	Responses	
Strongly Agree	29.50%	41
Agree	52.52%	73
Neither Agree nor Disagree	15.83%	22
Disagree	2.16%	3
Strongly Disagree	0.00%	0
Total		139

Q31 How do you receive most of your school-related information? (Check all that apply.)

Answered: 137 Skipped: 18



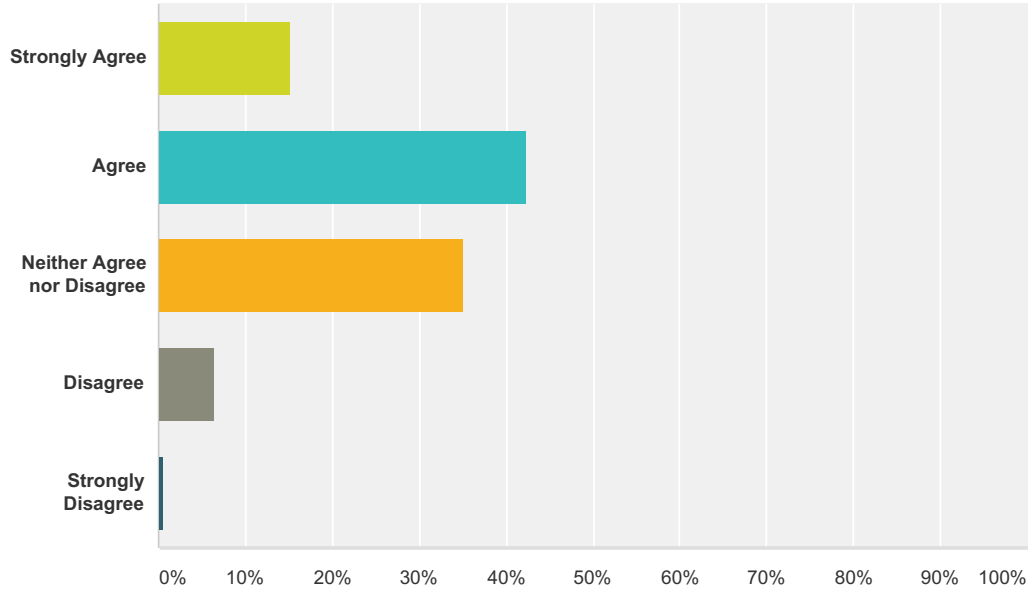
Answer Choices	Responses	Count
School-based e-news/publications	88.32%	121
School website	37.23%	51
Skyward Information System	39.42%	54
District or school e-blasts/robo calls	32.85%	45
District rps.Enews	15.33%	21
Board meetings	5.84%	8
District website	7.30%	10
District social media (Facebook page or Twitter feed)	0.73%	1

2016-2017 Parent / Guardian Survey Orchard School

Print-based materials	16.06%	22
Electronic news outlets	7.30%	10
Other (please specify)	3.65%	5
Total Respondents: 137		

Q32 The new district website (launched Fall 2016) is a useful source for all I need to know about the Ridgewood Public Schools.

Answered: 137 Skipped: 18



Answer Choices	Responses	
Strongly Agree	15.33%	21
Agree	42.34%	58
Neither Agree nor Disagree	35.04%	48
Disagree	6.57%	9
Strongly Disagree	0.73%	1
Total		137