

PARENT/GUARDIAN SURVEY 2016-2017: RIDGEWOOD HIGH SCHOOL

Results of the May 2017 survey for Ridgewood High School

Ridgewood

Public

Schools



Dear Parent or Guardian,

This past May district parents and guardians were asked to fill out a comprehensive survey on topics related to Ridgewood’s schools and your children’s education. The results of the survey for Ridgewood High School are presented here.

These results present an important summary that we will use as a resource for making your school and the district the best they can be.

Thank you to all who took the time to complete the survey. We appreciate your feedback and hope you enjoy reading the following report.

The Ridgewood Board of Education

Vincent Loncto, President

James Morgan, Vice President

Sheila Brogan

Christina Krauss

Jennie Smith Wilson

Superintendent of Schools

Daniel Fishbein

How to read this report

The data in this report reflect survey results for Ridgewood High School.

How was the survey conducted?

The survey was conducted via email from May 8-19, 2017 using SurveyMonkey software. Email invitations with private survey links were sent to all district parents and guardians with email addresses on file. Only one response was allowed for each email address. The survey was completely anonymous.

Numerical data were compiled and charts were created using SurveyMonkey. District data were compiled from the grade-level surveys by the Ridgewood Public Schools Information Technology Department. The superintendent, administrators and school board members reviewed the data and all comments.

What were the results for the whole district?

A total of 8,120 valid emails were sent; 2498 parents or guardians competed or partially completed the surveys, representing a 30.8 percent participation rate. [Click here](#) for a summary of the district data for the 2017 survey.

Full results for the individual schools may be found on the website of the Ridgewood Public Schools at www.ridgewood.k12.nj.us.

How many parents and guardians participated in your school’s 2016-2017 survey?

As of 5.01.17	# Enrolled Students	# Emails Sent*	# Survey Responses	Participation Rate
RHS	1738	2494 (21 bounced)	649	26.2%
In-District	5690	8183 (8120 valid)	2498	30.8%

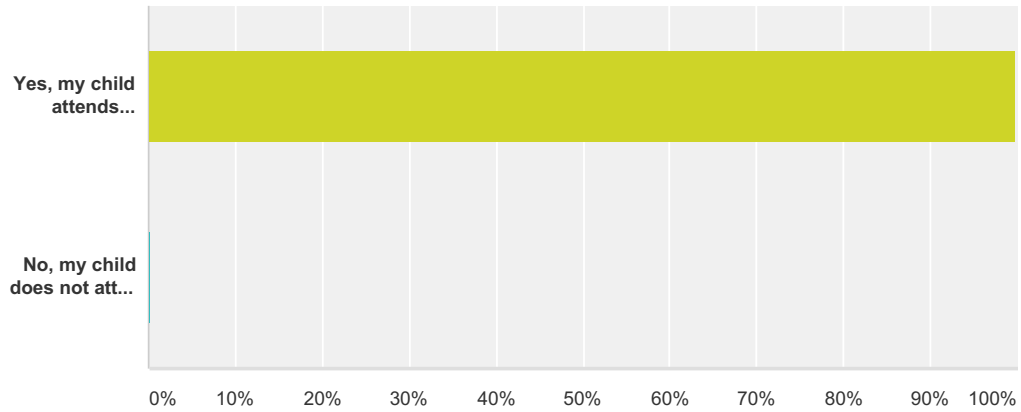
*Includes bounced emails

How will these survey results be used?

Complete survey results have been provided to your school’s principal, the central administration and the Ridgewood Board of Education. The data will be used as one of several resources for the ongoing review and refinement of the programs and practices of the Ridgewood Public Schools.

Q1 Our records show that your child attends Ridgewood High School. The questions in this survey should be answered about this school, with your youngest child attending this school in mind. Please confirm:

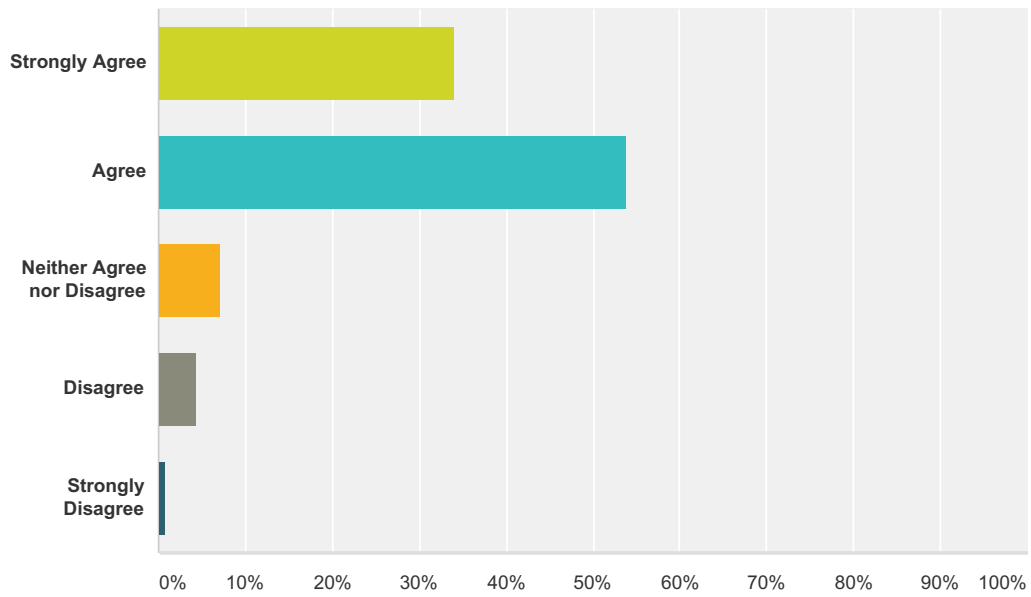
Answered: 649 Skipped: 0



Answer Choices	Responses
Yes, my child attends Ridgewood High School.	99.85% 648
No, my child does not attend Ridgewood High School.	0.15% 1
Total	649

Q2 I am satisfied with the overall quality of my child's education.

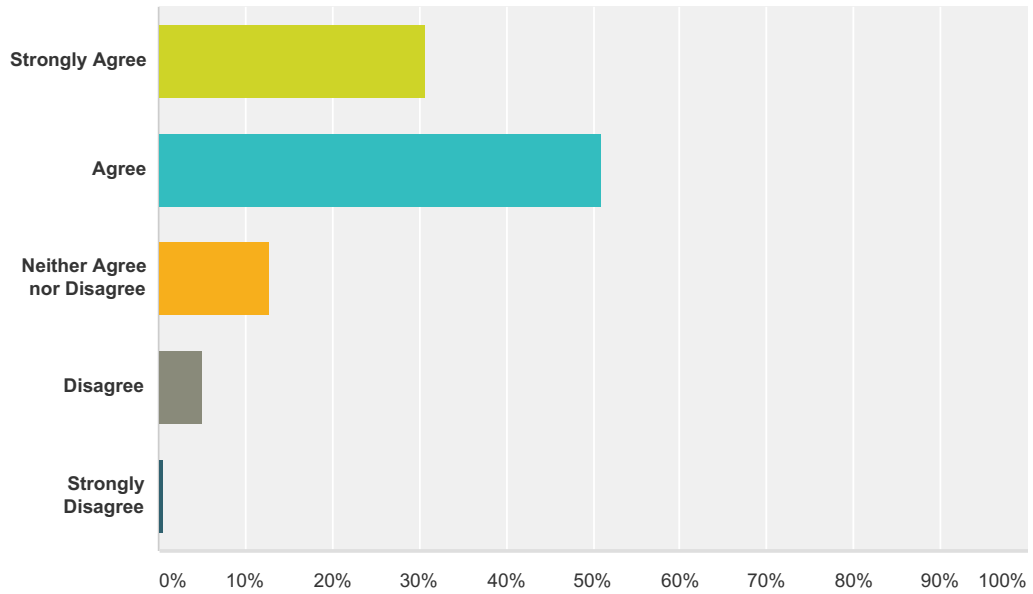
Answered: 643 Skipped: 6



Answer Choices	Responses
Strongly Agree	34.06% 219
Agree	53.81% 346
Neither Agree nor Disagree	7.00% 45
Disagree	4.35% 28
Strongly Disagree	0.78% 5
Total	643

Q3 My child likes going to school.

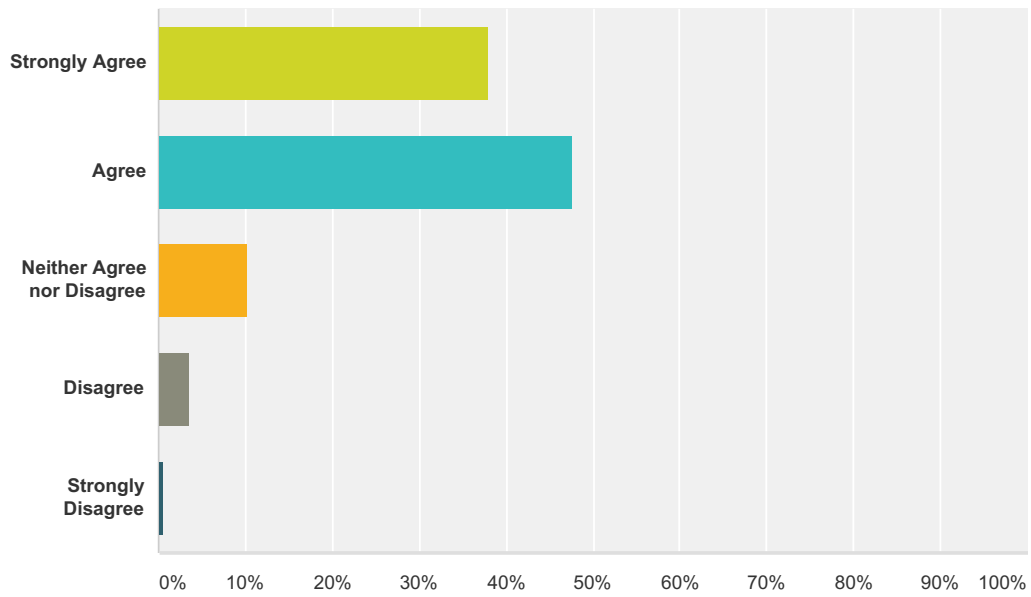
Answered: 643 Skipped: 6



Answer Choices	Responses
Strongly Agree	30.64% 197
Agree	51.01% 328
Neither Agree nor Disagree	12.75% 82
Disagree	4.98% 32
Strongly Disagree	0.62% 4
Total	643

Q4 I would recommend my child's school to other parents.

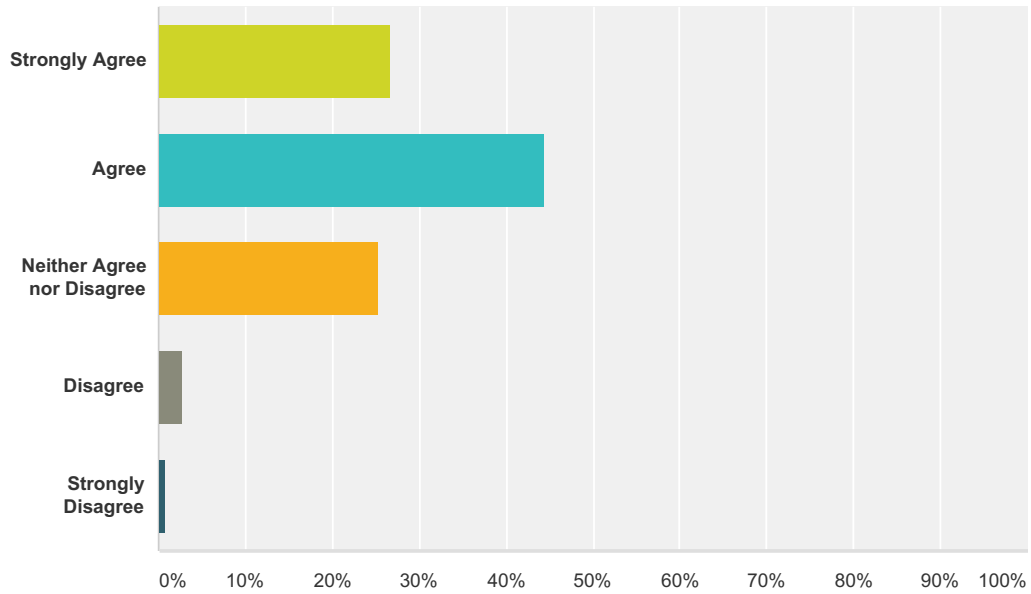
Answered: 643 Skipped: 6



Answer Choices	Responses
Strongly Agree	37.95% 244
Agree	47.59% 306
Neither Agree nor Disagree	10.26% 66
Disagree	3.58% 23
Strongly Disagree	0.62% 4
Total	643

Q5 I feel welcome in my child's school.

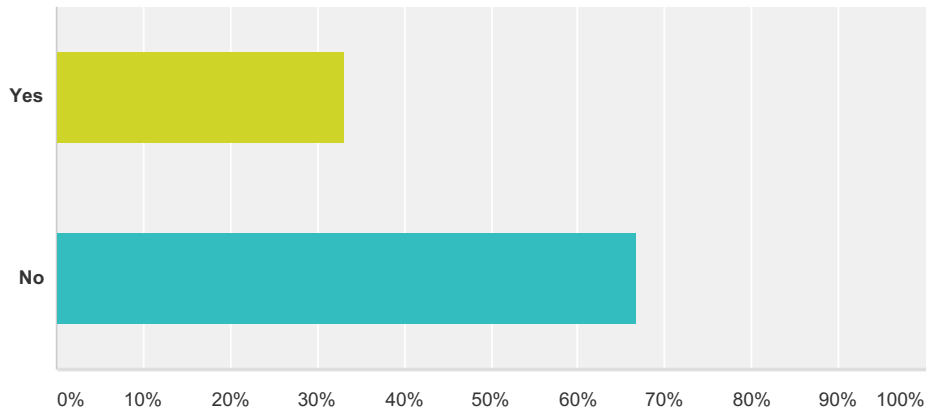
Answered: 642 Skipped: 7



Answer Choices	Responses	
Strongly Agree	26.64%	171
Agree	44.55%	286
Neither Agree nor Disagree	25.23%	162
Disagree	2.80%	18
Strongly Disagree	0.78%	5
Total		642

Q6 I would like to be more involved in my child's school.

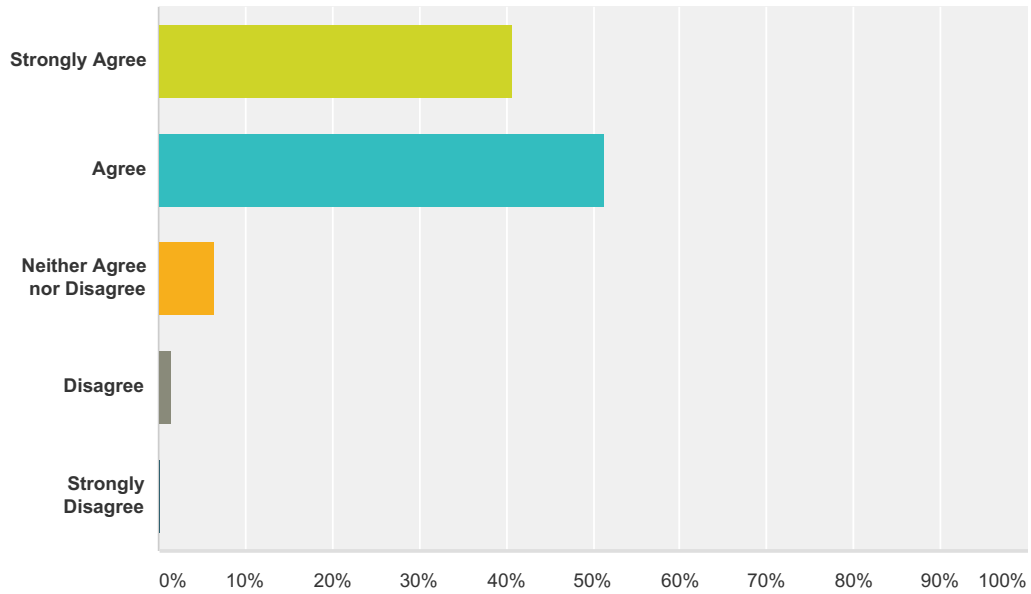
Answered: 640 Skipped: 9



Answer Choices	Responses	
Yes	33.28%	213
No	66.72%	427
Total		640

Q7 My child feels safe at school.

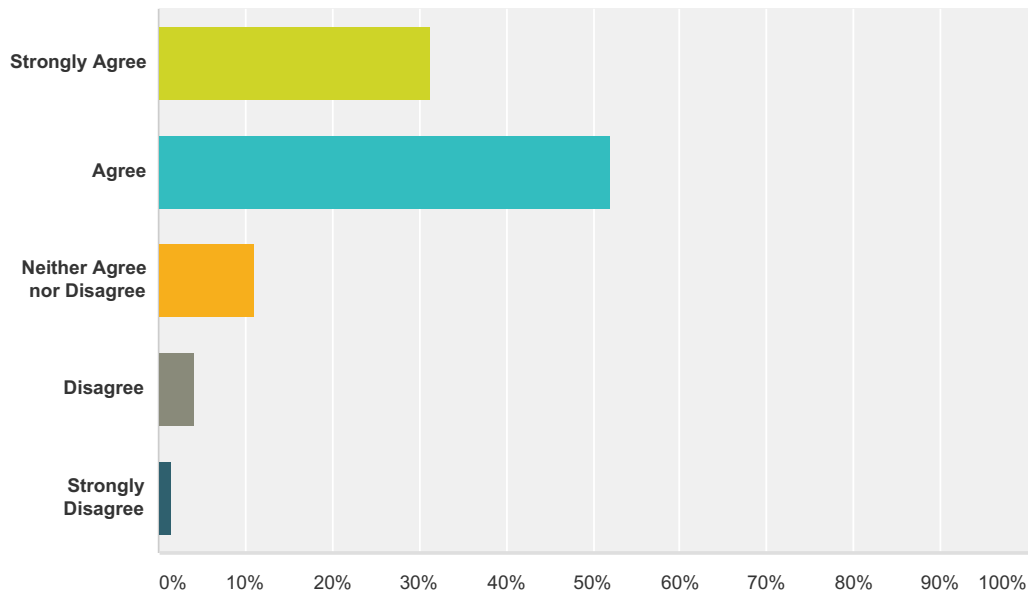
Answered: 639 Skipped: 10



Answer Choices	Responses	
Strongly Agree	40.69%	260
Agree	51.33%	328
Neither Agree nor Disagree	6.42%	41
Disagree	1.41%	9
Strongly Disagree	0.16%	1
Total		639

Q9 I am satisfied with the academic progress of my child.

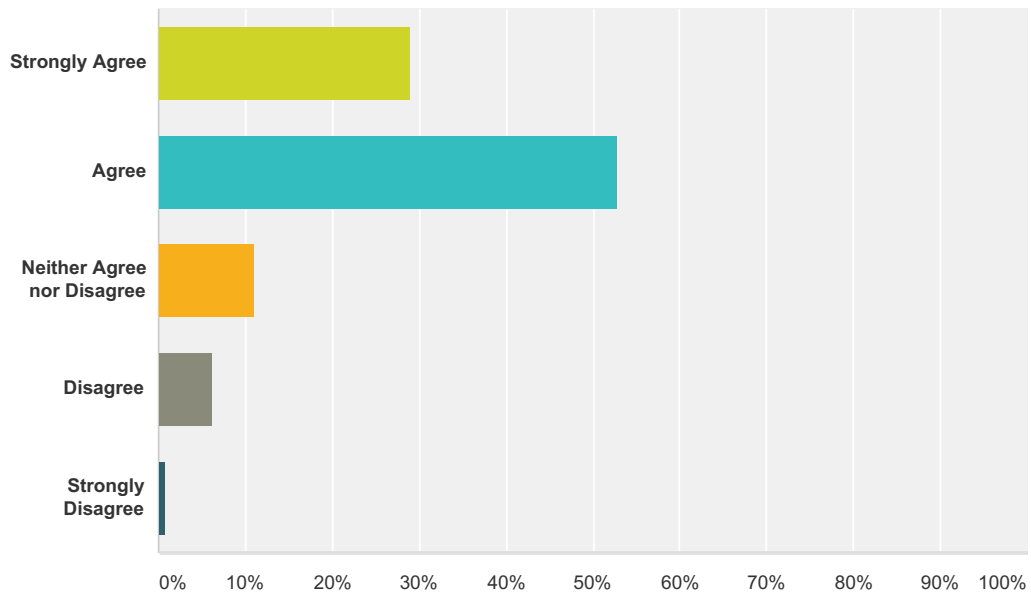
Answered: 631 Skipped: 18



Answer Choices	Responses	
Strongly Agree	31.38%	198
Agree	51.98%	328
Neither Agree nor Disagree	11.09%	70
Disagree	4.12%	26
Strongly Disagree	1.43%	9
Total		631

Q10 The academic challenge is appropriate for my child.

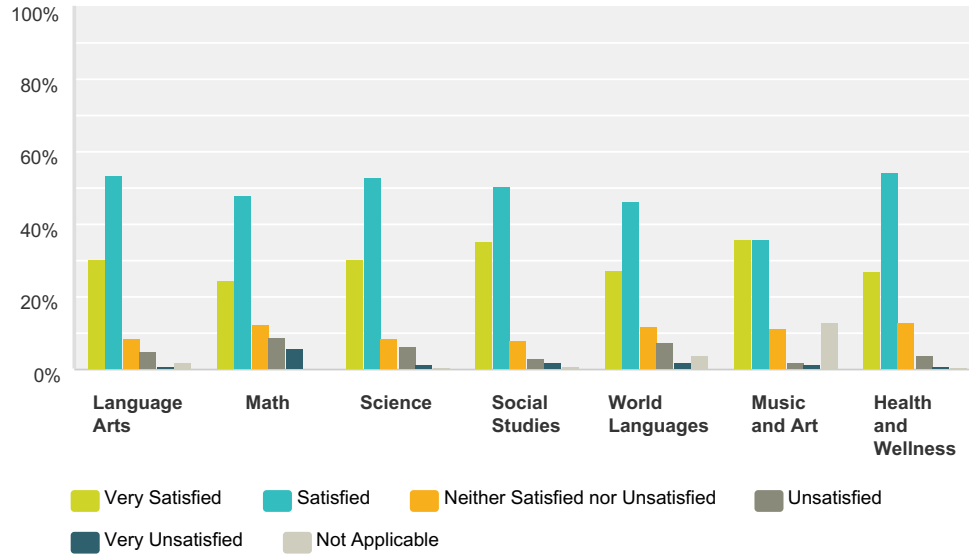
Answered: 629 Skipped: 20



Answer Choices	Responses	
Strongly Agree	29.09%	183
Agree	52.78%	332
Neither Agree nor Disagree	11.13%	70
Disagree	6.20%	39
Strongly Disagree	0.79%	5
Total		629

Q11 Please indicate your satisfaction with the following programs at your child's school.

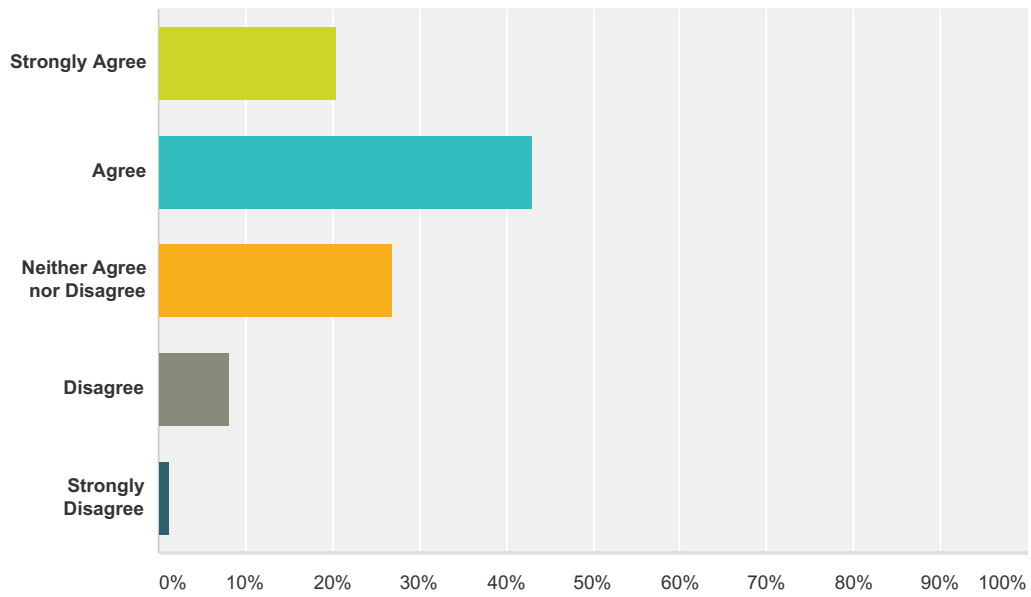
Answered: 623 Skipped: 26



	Very Satisfied	Satisfied	Neither Satisfied nor Unsatisfied	Unsatisfied	Very Unsatisfied	Not Applicable	Total
Language Arts	30.50% 190	53.29% 332	8.51% 53	4.82% 30	0.80% 5	2.09% 13	623
Math	24.72% 154	47.99% 299	12.36% 77	8.99% 56	5.94% 37	0.00% 0	623
Science	30.66% 191	52.97% 330	8.51% 53	6.26% 39	1.28% 8	0.32% 2	623
Social Studies	35.31% 220	50.56% 315	8.19% 51	3.21% 20	1.93% 12	0.80% 5	623
World Languages	27.45% 171	46.39% 289	12.20% 76	7.70% 48	2.25% 14	4.01% 25	623
Music and Art	36.12% 225	36.12% 225	11.56% 72	1.77% 11	1.44% 9	13.00% 81	623
Health and Wellness	26.97% 168	54.41% 339	13.16% 82	4.01% 25	0.80% 5	0.64% 4	623

Q12 My child is encouraged to try new things at school.

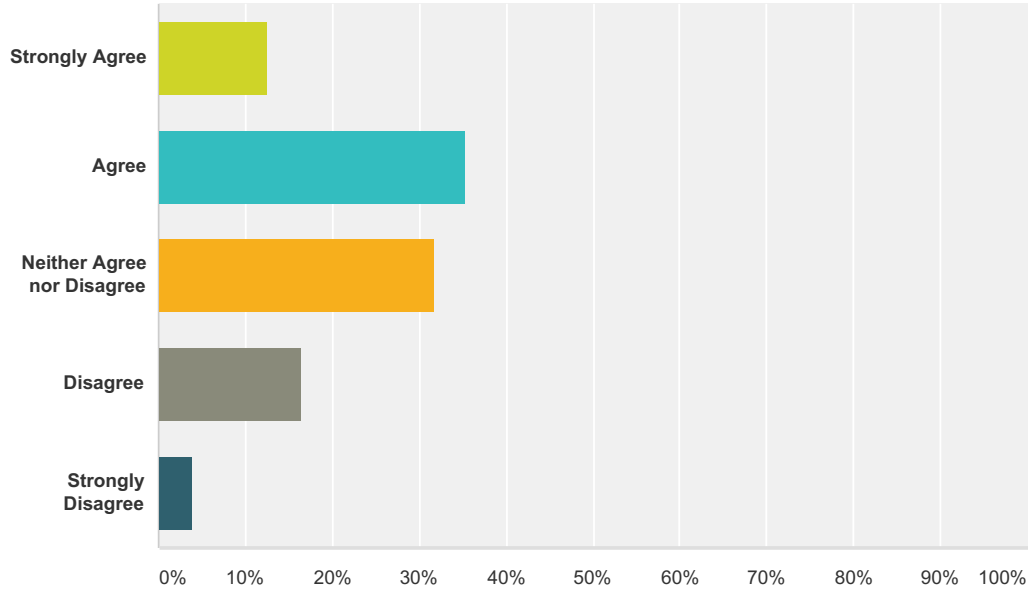
Answered: 623 Skipped: 26



Answer Choices	Responses
Strongly Agree	20.55% 128
Agree	43.02% 268
Neither Agree nor Disagree	26.97% 168
Disagree	8.19% 51
Strongly Disagree	1.28% 8
Total	623

Q13 The school gives me ideas and opportunities to help my child do his/her best.

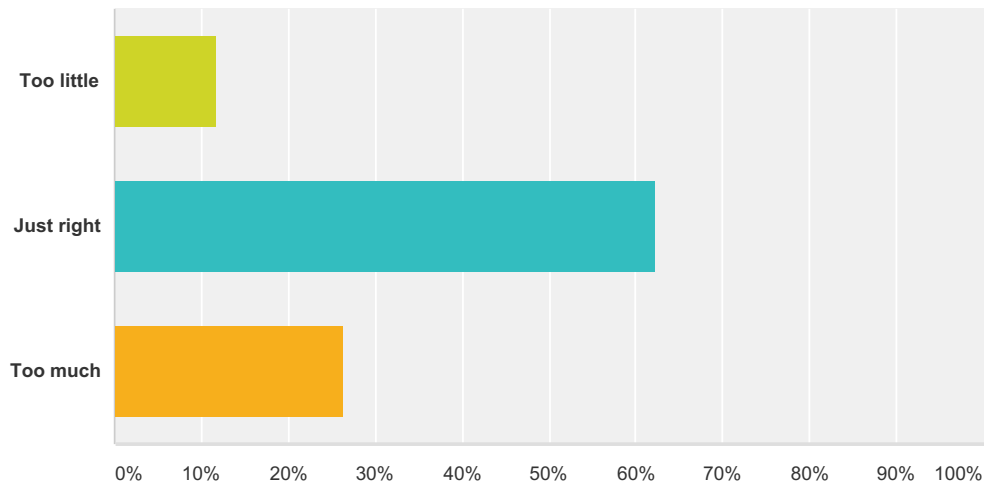
Answered: 621 Skipped: 28



Answer Choices	Responses
Strongly Agree	12.56% 78
Agree	35.27% 219
Neither Agree nor Disagree	31.72% 197
Disagree	16.59% 103
Strongly Disagree	3.86% 24
Total	621

Q14 The amount of homework my child receives is:

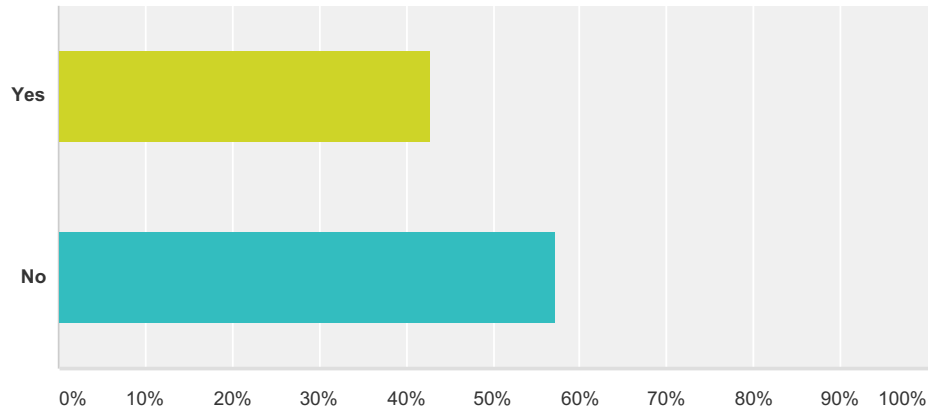
Answered: 621 Skipped: 28



Answer Choices	Responses
Too little	11.59% 72
Just right	62.16% 386
Too much	26.25% 163
Total	621

Q15 I supplement my child's education with professional tutoring in core subjects such as math or reading (other than SAT prep).

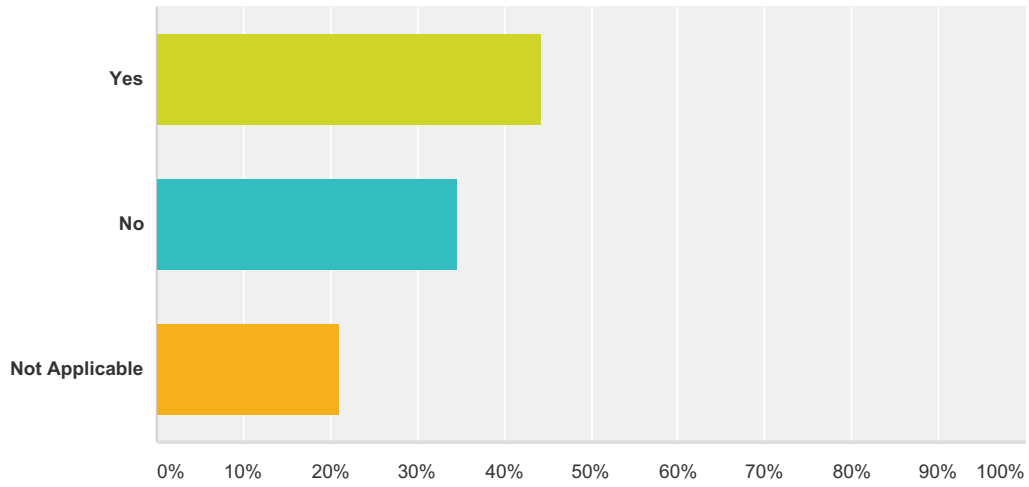
Answered: 618 Skipped: 31



Answer Choices	Responses
Yes	42.88% 265
No	57.12% 353
Total	618

Q16 My child participates in SAT prep (tutor, prep classes, etc.).

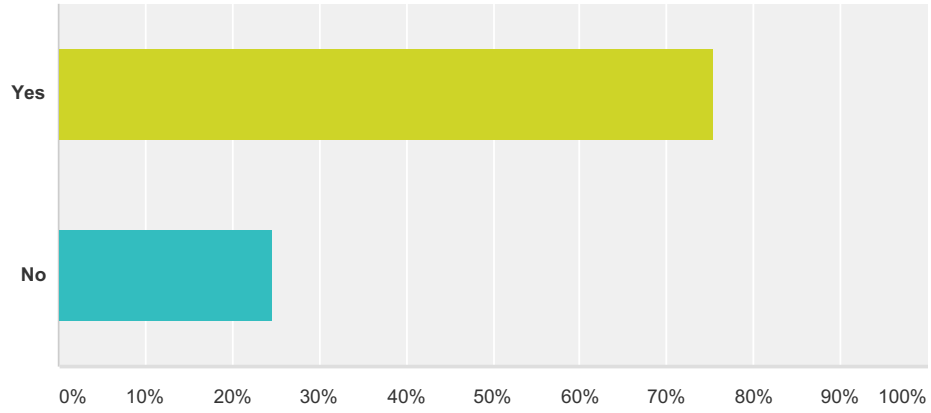
Answered: 618 Skipped: 31



Answer Choices	Responses
Yes	44.34% 274
No	34.63% 214
Not Applicable	21.04% 130
Total	618

Q17 Are you aware that the District teaches students about the responsible use of technology as part of the curriculum?

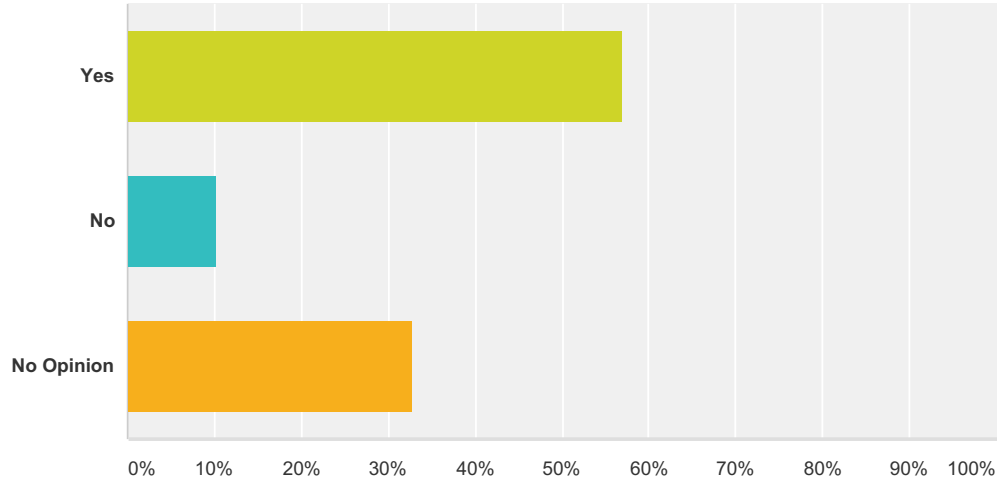
Answered: 618 Skipped: 31



Answer Choices	Responses
Yes	75.40% 466
No	24.60% 152
Total	618

Q18 Do you believe the District does a good job of teaching the importance of Internet safety?

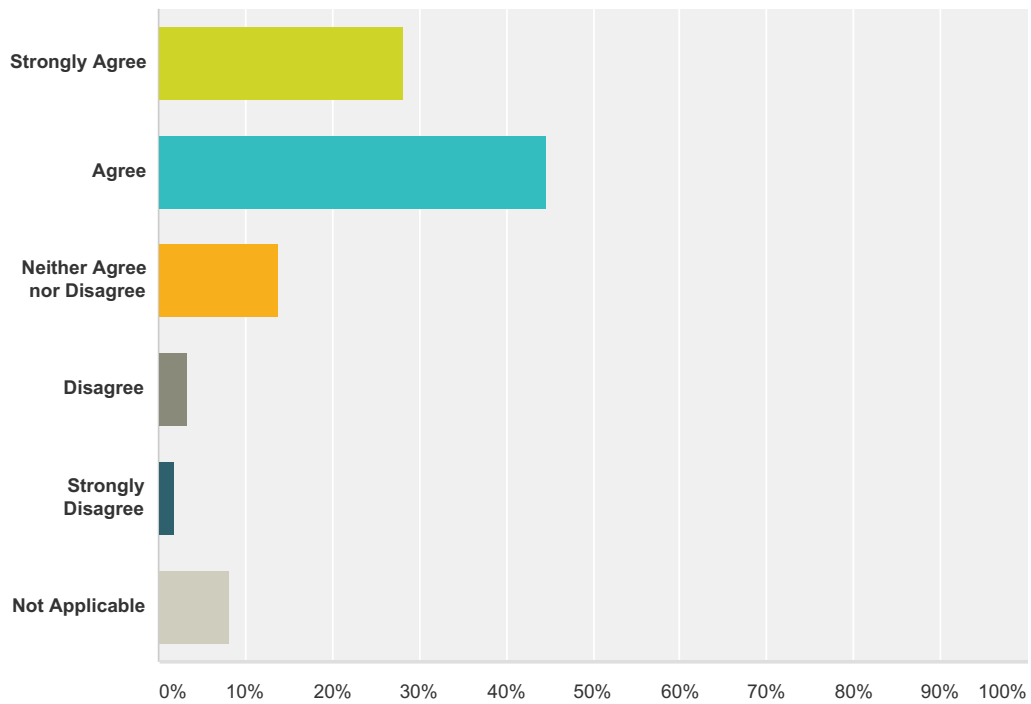
Answered: 467 Skipped: 182



Answer Choices	Responses	
Yes	56.96%	266
No	10.28%	48
No Opinion	32.76%	153
Total		467

Q20 I am satisfied with the high school's after-school athletic offerings.

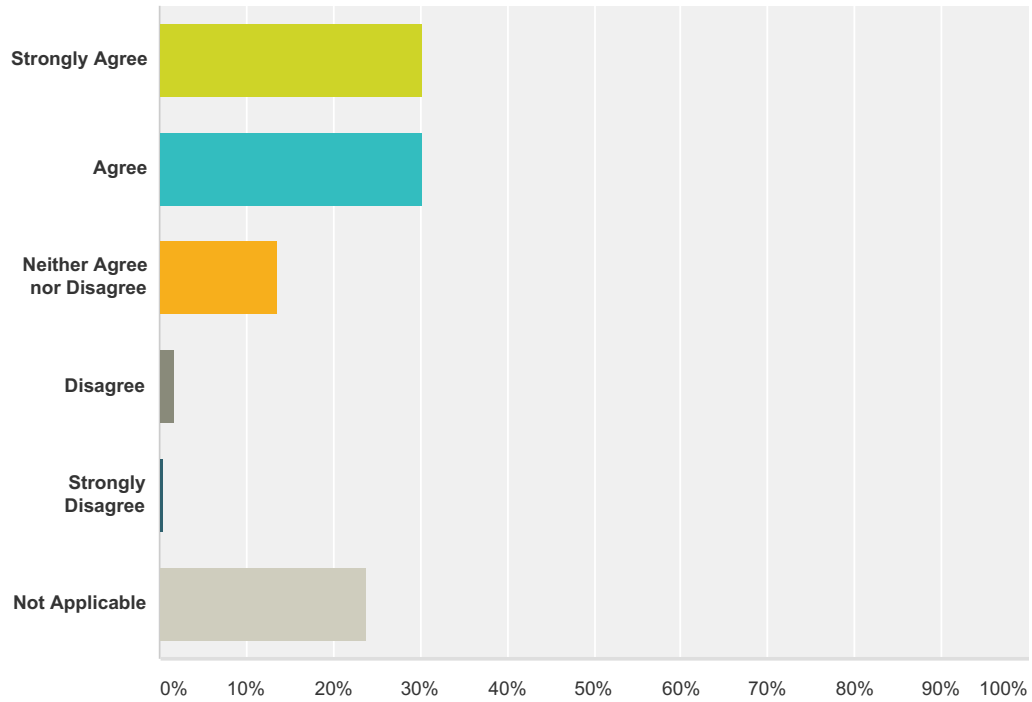
Answered: 616 Skipped: 33



Answer Choices	Responses	
Strongly Agree	28.25%	174
Agree	44.64%	275
Neither Agree nor Disagree	13.80%	85
Disagree	3.25%	20
Strongly Disagree	1.95%	12
Not Applicable	8.12%	50
Total		616

Q21 I am satisfied with the after-school offerings in the visual and performing arts (examples: Maroon and White, New Players Company, Jazz Band).

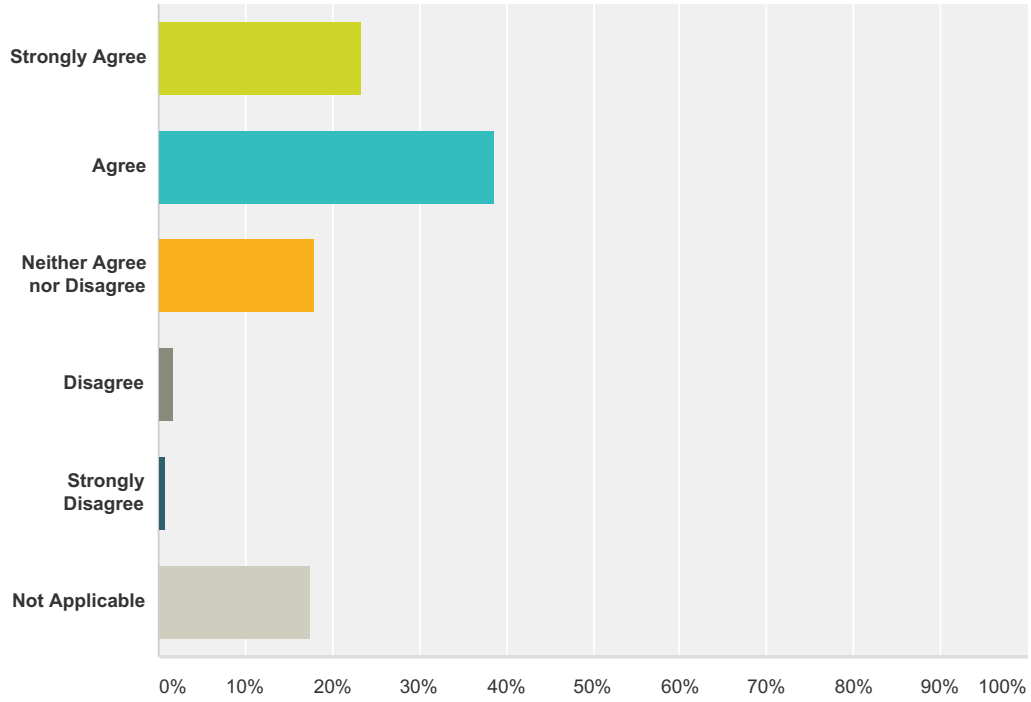
Answered: 616 Skipped: 33



Answer Choices	Responses	
Strongly Agree	30.19%	186
Agree	30.36%	187
Neither Agree nor Disagree	13.64%	84
Disagree	1.62%	10
Strongly Disagree	0.32%	2
Not Applicable	23.86%	147
Total		616

Q22 I am satisfied with the co-curricular after-school offerings (examples: Debate Club, DECA, Latin Academic Team).

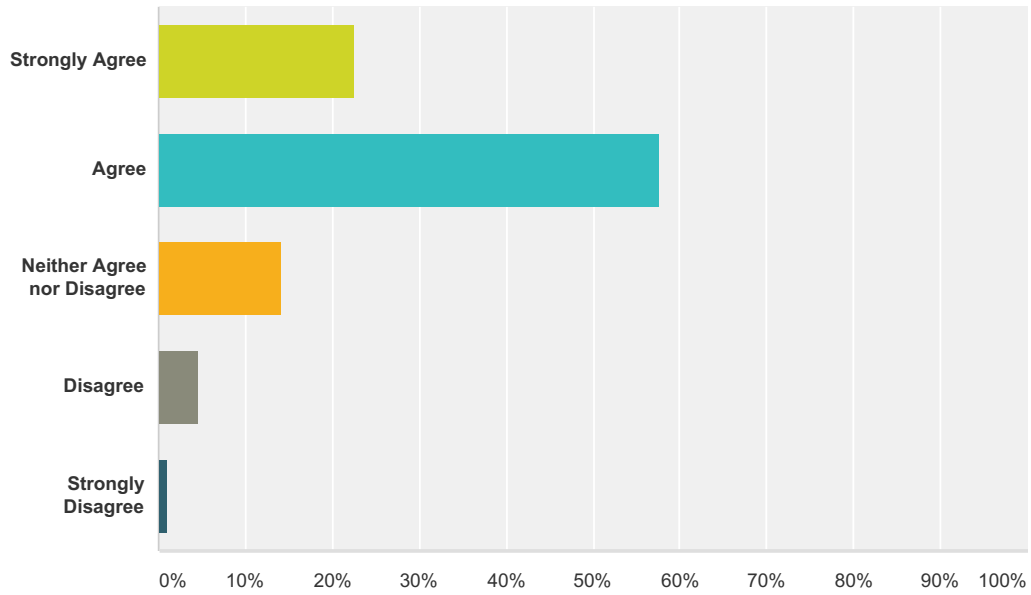
Answered: 616 Skipped: 33



Answer Choices	Responses	
Strongly Agree	23.38%	144
Agree	38.64%	238
Neither Agree nor Disagree	18.02%	111
Disagree	1.62%	10
Strongly Disagree	0.81%	5
Not Applicable	17.53%	108
Total		616

Q24 My child's school is clean and well-maintained.

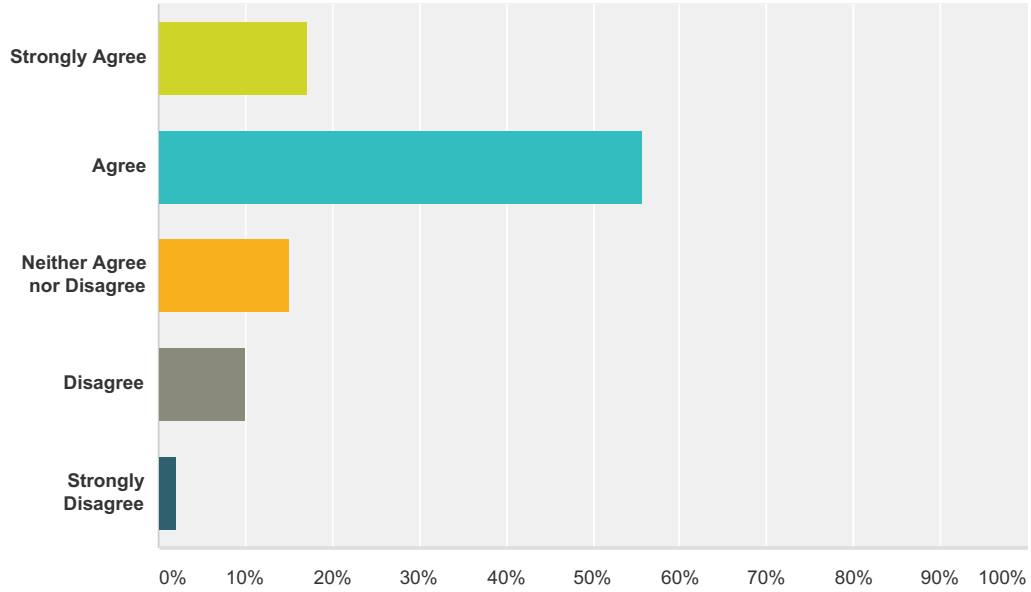
Answered: 615 Skipped: 34



Answer Choices	Responses	
Strongly Agree	22.60%	139
Agree	57.56%	354
Neither Agree nor Disagree	14.15%	87
Disagree	4.55%	28
Strongly Disagree	1.14%	7
Total		615

Q25 I am satisfied with the condition / quality of the physical spaces at my child's school.

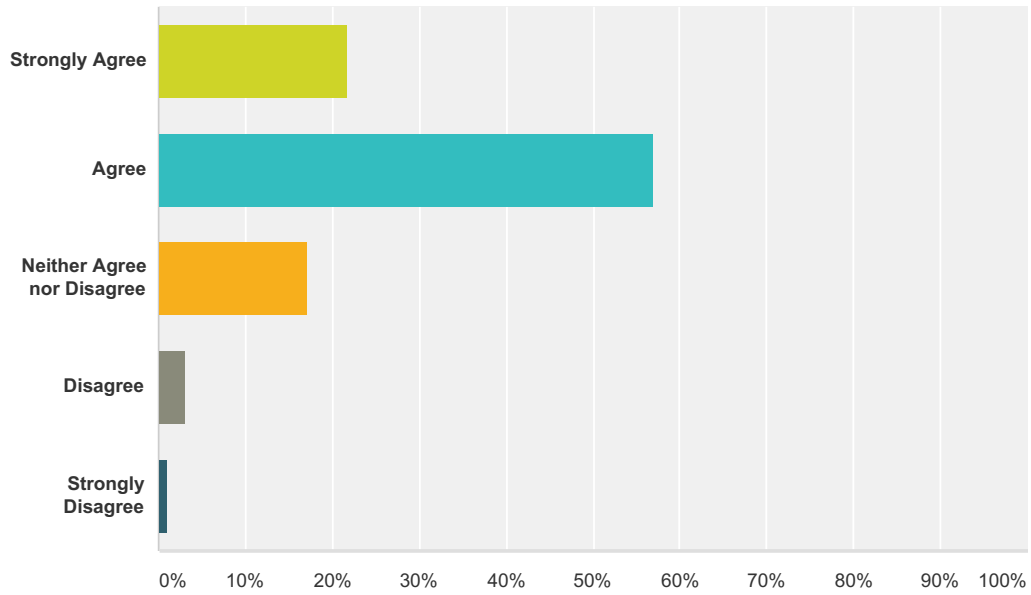
Answered: 615 Skipped: 34



Answer Choices	Responses	Count
Strongly Agree	17.07%	105
Agree	55.77%	343
Neither Agree nor Disagree	14.96%	92
Disagree	10.08%	62
Strongly Disagree	2.11%	13
Total		615

Q26 The condition / quality of the school's athletic facilities is acceptable.

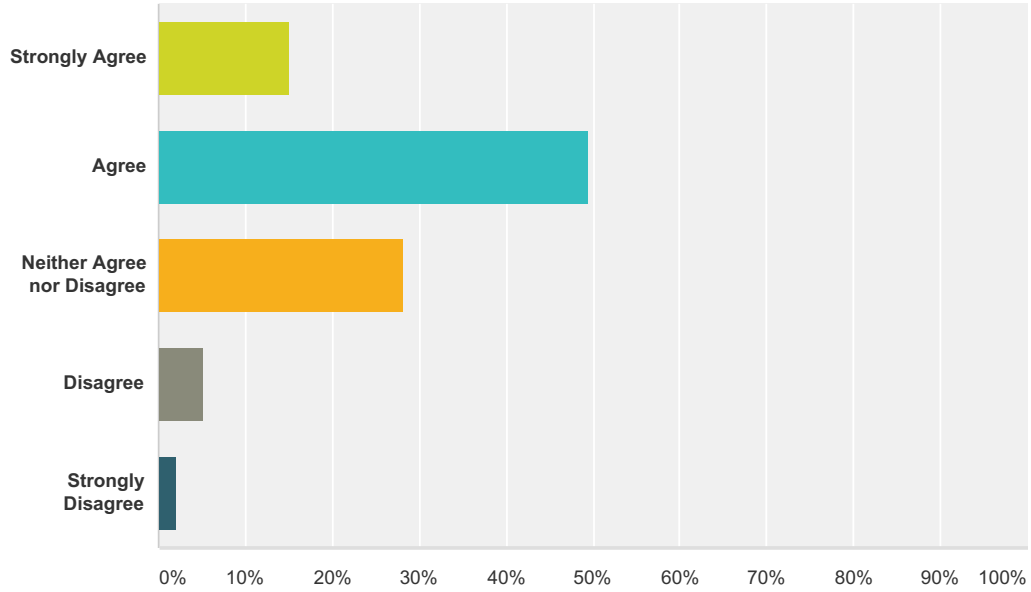
Answered: 615 Skipped: 34



Answer Choices	Responses	
Strongly Agree	21.79%	134
Agree	56.91%	350
Neither Agree nor Disagree	17.07%	105
Disagree	3.09%	19
Strongly Disagree	1.14%	7
Total		615

Q27 The condition / quality of the school's fine and performing arts spaces is acceptable.

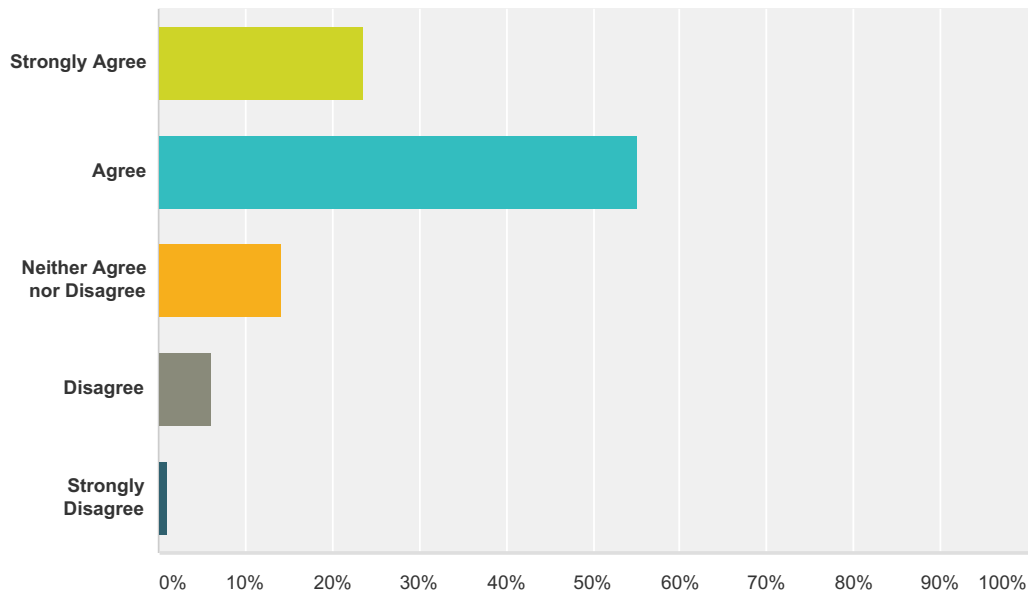
Answered: 615 Skipped: 34



Answer Choices	Responses
Strongly Agree	15.12% 93
Agree	49.43% 304
Neither Agree nor Disagree	28.13% 173
Disagree	5.20% 32
Strongly Disagree	2.11% 13
Total	615

Q29 I feel well-informed about the school's programs, services and activities.

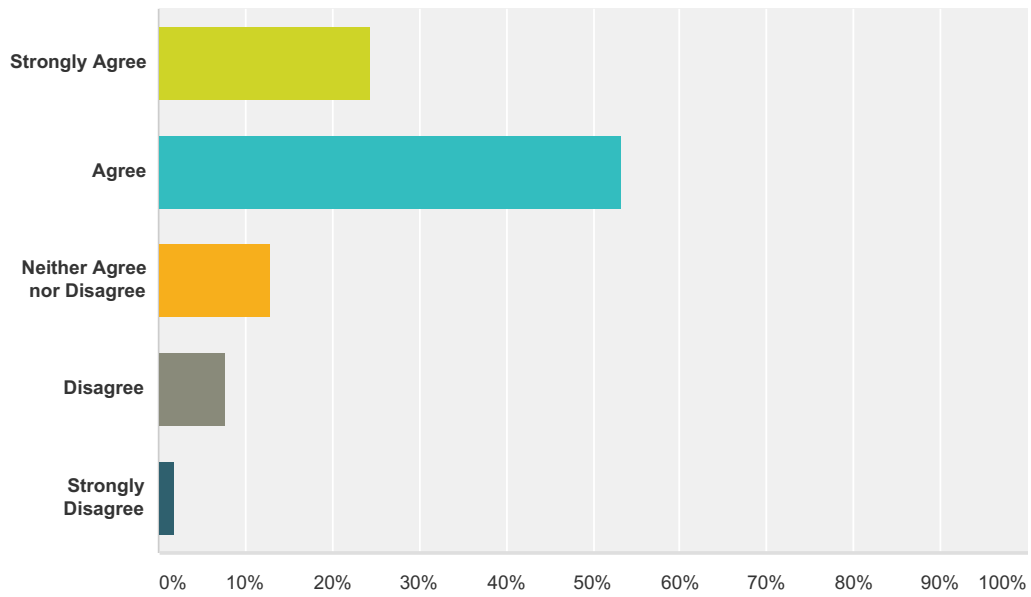
Answered: 613 Skipped: 36



Answer Choices	Responses	Count
Strongly Agree	23.65%	145
Agree	55.14%	338
Neither Agree nor Disagree	14.19%	87
Disagree	6.04%	37
Strongly Disagree	0.98%	6
Total		613

Q30 The school keeps me informed of my child's progress.

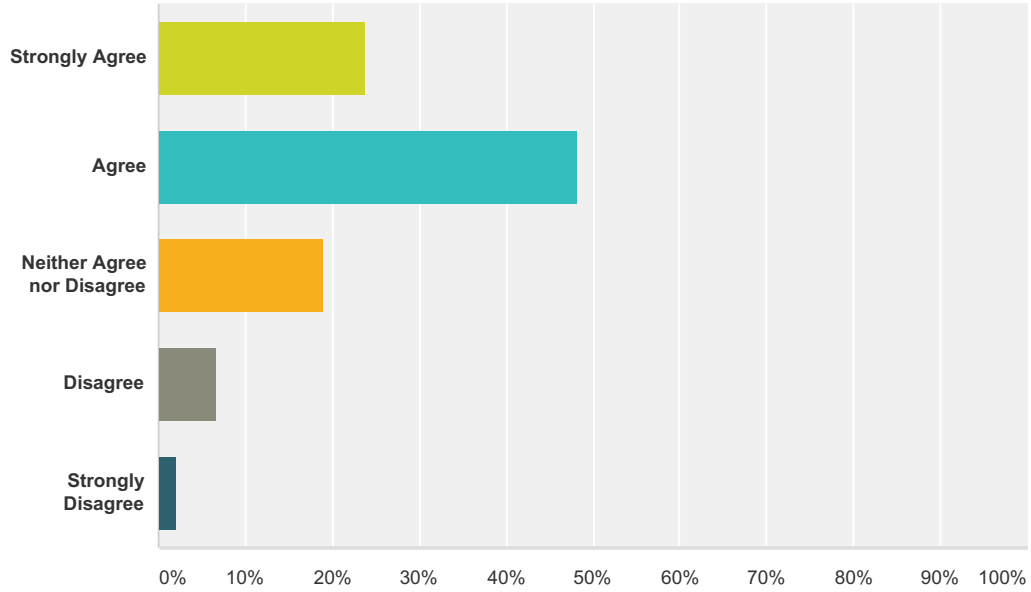
Answered: 613 Skipped: 36



Answer Choices	Responses	Count
Strongly Agree	24.47%	150
Agree	53.18%	326
Neither Agree nor Disagree	12.89%	79
Disagree	7.67%	47
Strongly Disagree	1.79%	11
Total		613

Q31 School staff members (teachers / principal / support staff) are responsive to my parental concerns.

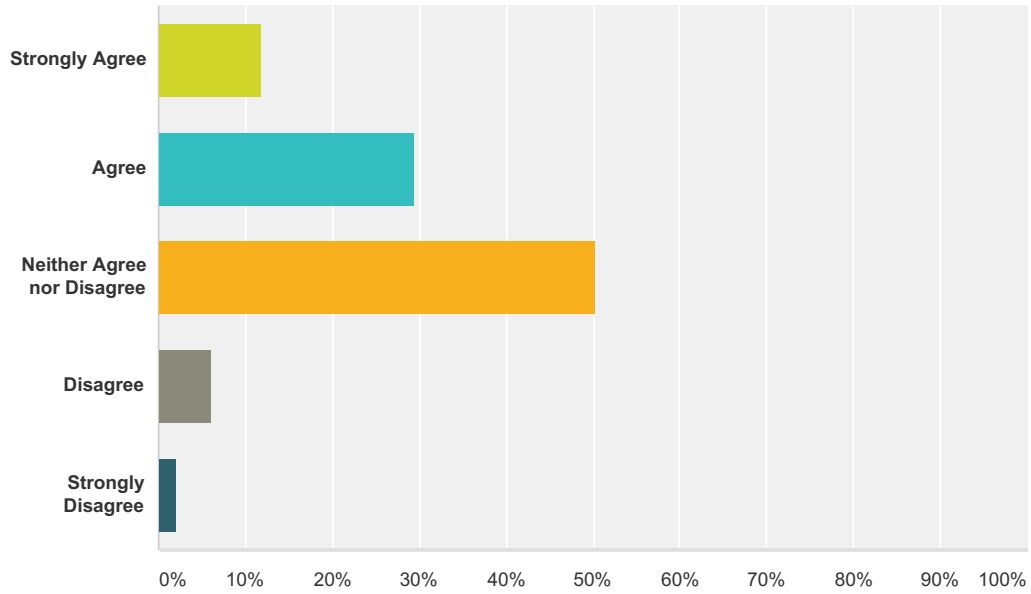
Answered: 613 Skipped: 36



Answer Choices	Responses	Count
Strongly Agree	23.82%	146
Agree	48.29%	296
Neither Agree nor Disagree	19.09%	117
Disagree	6.69%	41
Strongly Disagree	2.12%	13
Total		613

Q32 The district administration and/or Board of Education are responsive to my parental concerns.

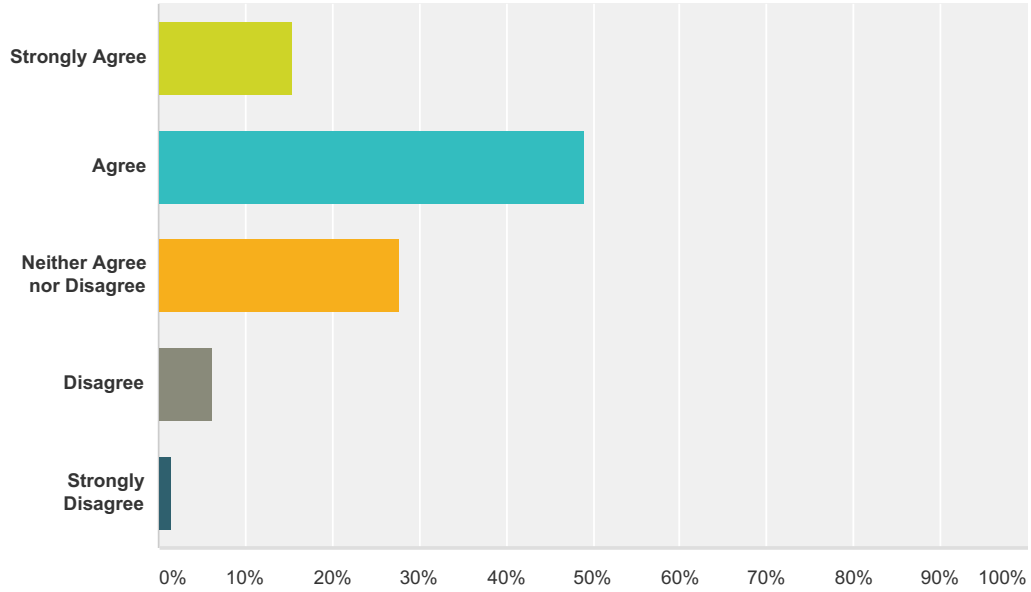
Answered: 610 Skipped: 39



Answer Choices	Responses
Strongly Agree	11.97% 73
Agree	29.51% 180
Neither Agree nor Disagree	50.33% 307
Disagree	6.07% 37
Strongly Disagree	2.13% 13
Total	610

Q33 I have sufficient opportunities to express my opinions or concerns regarding my child's school.

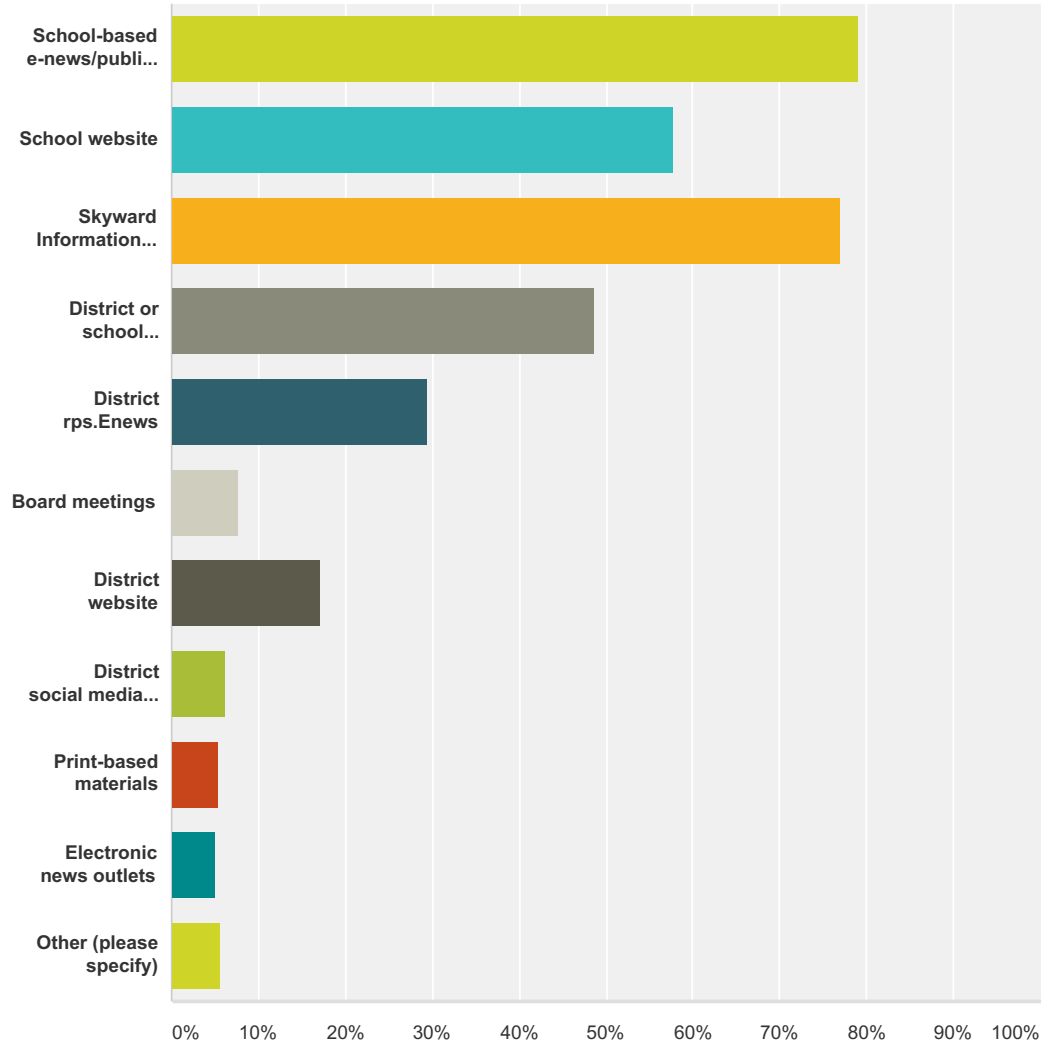
Answered: 610 Skipped: 39



Answer Choices	Responses	Count
Strongly Agree	15.41%	94
Agree	49.02%	299
Neither Agree nor Disagree	27.87%	170
Disagree	6.23%	38
Strongly Disagree	1.48%	9
Total		610

Q34 How do you receive most of your school-related information? (Check all that apply.)

Answered: 610 Skipped: 39



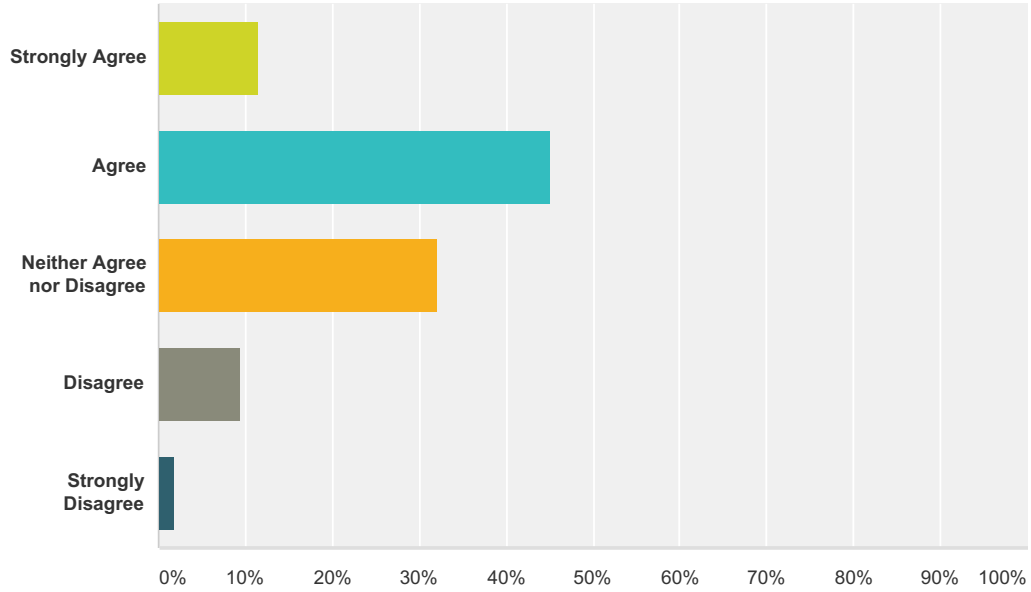
Answer Choices	Responses	Count
School-based e-news/publications	79.18%	483
School website	57.87%	353
Skyward Information System	77.05%	470
District or school e-blasts/robo calls	48.69%	297
District rps.Enews	29.51%	180
Board meetings	7.70%	47
District website	17.21%	105
District social media (Facebook page or Twitter feed)	6.23%	38

2016-2017 Parent / Guardian Survey Ridgewood High School

Print-based materials	5.41%	33
Electronic news outlets	5.08%	31
Other (please specify)	5.57%	34
Total Respondents: 610		

Q35 The new district website (launched Fall 2016) is a useful source for all I need to know about the Ridgewood Public Schools.

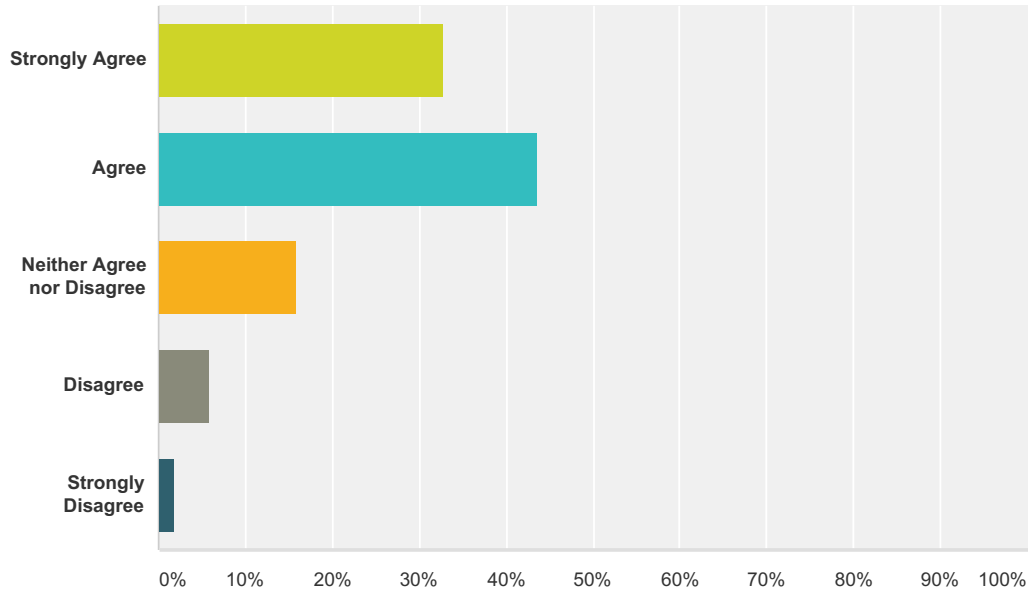
Answered: 609 Skipped: 40



Answer Choices	Responses
Strongly Agree	11.49% 70
Agree	44.99% 274
Neither Agree nor Disagree	32.18% 196
Disagree	9.36% 57
Strongly Disagree	1.97% 12
Total	609

Q37 The 1:1 Chromebook Initiative has had a positive impact on my child's educational experience.

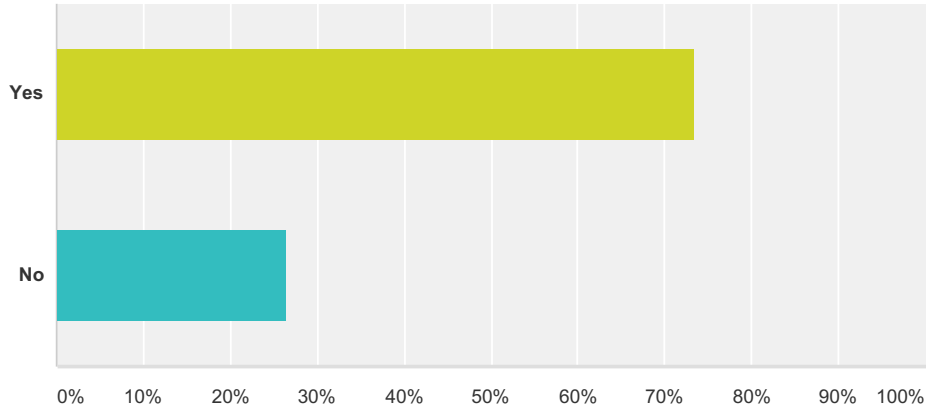
Answered: 604 Skipped: 45



Answer Choices	Responses	Count
Strongly Agree	32.78%	198
Agree	43.71%	264
Neither Agree nor Disagree	15.89%	96
Disagree	5.79%	35
Strongly Disagree	1.82%	11
Total		604

Q38 My child uses the Chromebook outside of the school environment to collaborate with other students.

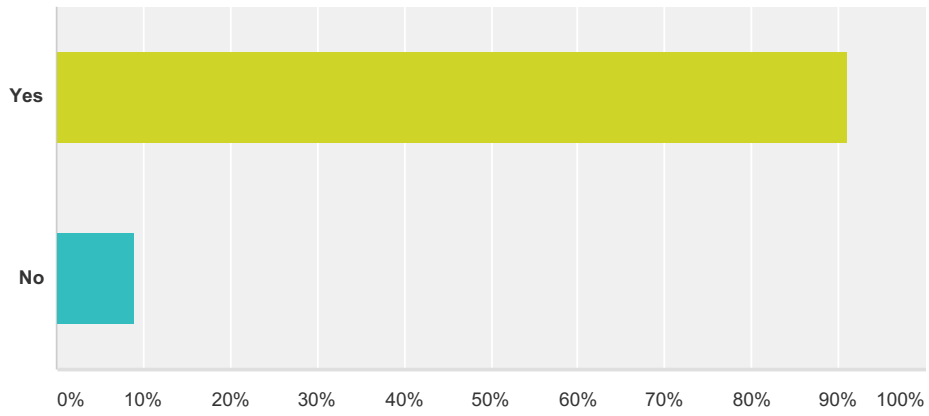
Answered: 602 Skipped: 47



Answer Choices	Responses
Yes	73.42% 442
No	26.58% 160
Total	602

Q39 My child uses the Chromebook at home.

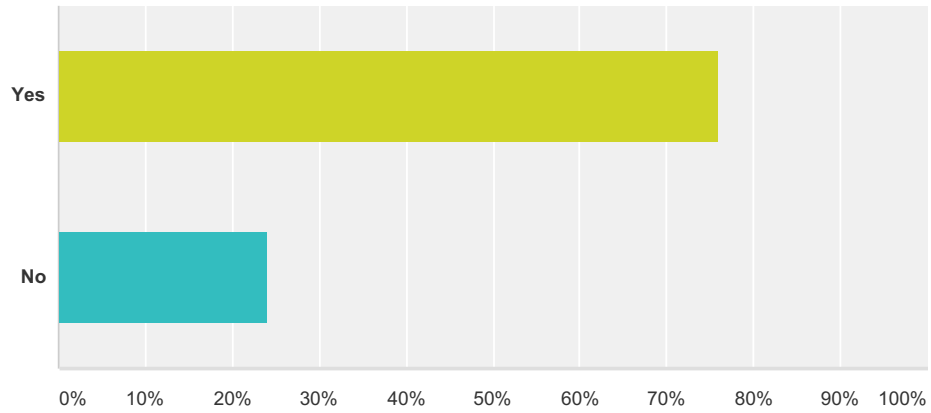
Answered: 602 Skipped: 47



Answer Choices	Responses	
Yes	91.03%	548
No	8.97%	54
Total		602

Q40 My child has shared information about Google Suite (Google Apps, Docs and other applications) used in school.

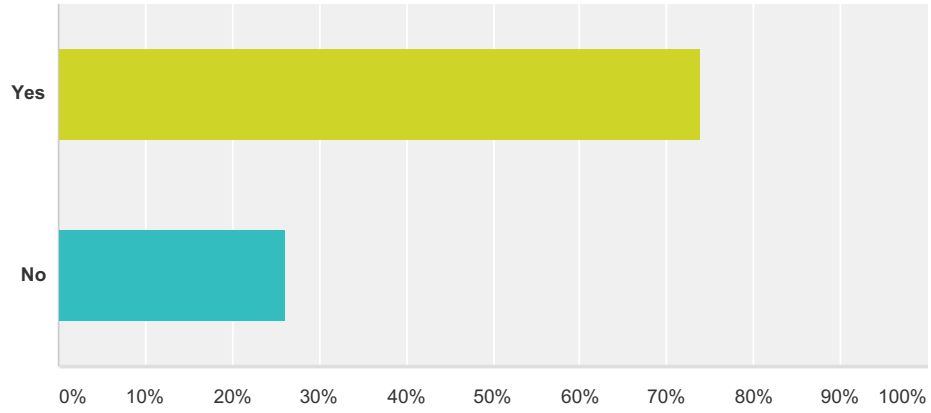
Answered: 602 Skipped: 47



Answer Choices	Responses
Yes	76.08% 458
No	23.92% 144
Total	602

Q41 I am familiar with Chromebooks and Google Suite (Google Apps, Docs and other applications) that my child uses.

Answered: 600 Skipped: 49



Answer Choices	Responses
Yes	73.83% 443
No	26.17% 157
Total	600