

PARENT/GUARDIAN SURVEY 2016-2017: RIDGE SCHOOL

Results of the May 2017 survey for Ridge Elementary School

Ridgewood

Public

Schools



Dear Parent or Guardian,

This past May district parents and guardians were asked to fill out a comprehensive survey on topics related to Ridgewood’s schools and your children’s education. The results of the survey for Ridge School are presented here.

These results present an important summary that we will use as a resource for making your school and the district the best they can be.

Thank you to all who took the time to complete the survey. We appreciate your feedback and hope you enjoy reading the following report.

The Ridgewood Board of Education

Vincent Loncto, President

James Morgan, Vice President

Sheila Brogan

Christina Krauss

Jennie Smith Wilson

Superintendent of Schools

Daniel Fishbein

How to read this report

The data in this report reflect survey results for Ridge School.

How was the survey conducted?

The survey was conducted via email from May 8-19, 2017 using SurveyMonkey software. Email invitations with private survey links were sent to all district parents and guardians with email addresses on file. Only one response was allowed for each email address. The survey was completely anonymous.

Numerical data were compiled and charts were created using SurveyMonkey. District data were compiled from the grade-level surveys by the Ridgewood Public Schools Information Technology Department. The superintendent, administrators and school board members reviewed the data and all comments.

What were the results for the whole district?

A total of 8,120 valid emails were sent; 2498 parents or guardians competed or partially completed the surveys, representing a 30.8 percent participation rate. [Click here](#) for a summary of the district data for the 2017 survey.

Full results for the individual schools may be found on the website of the Ridgewood Public Schools at www.ridgewood.k12.nj.us.

How many parents and guardians participated in your school’s 2016-2017 survey?

As of 5.01.17	# Enrolled Students	# Emails Sent*	# Survey Responses	Participation Rate
Ridge School	431	600	200	33.3%
In-District	5690	8183 (8120 valid)	2498	30.8%

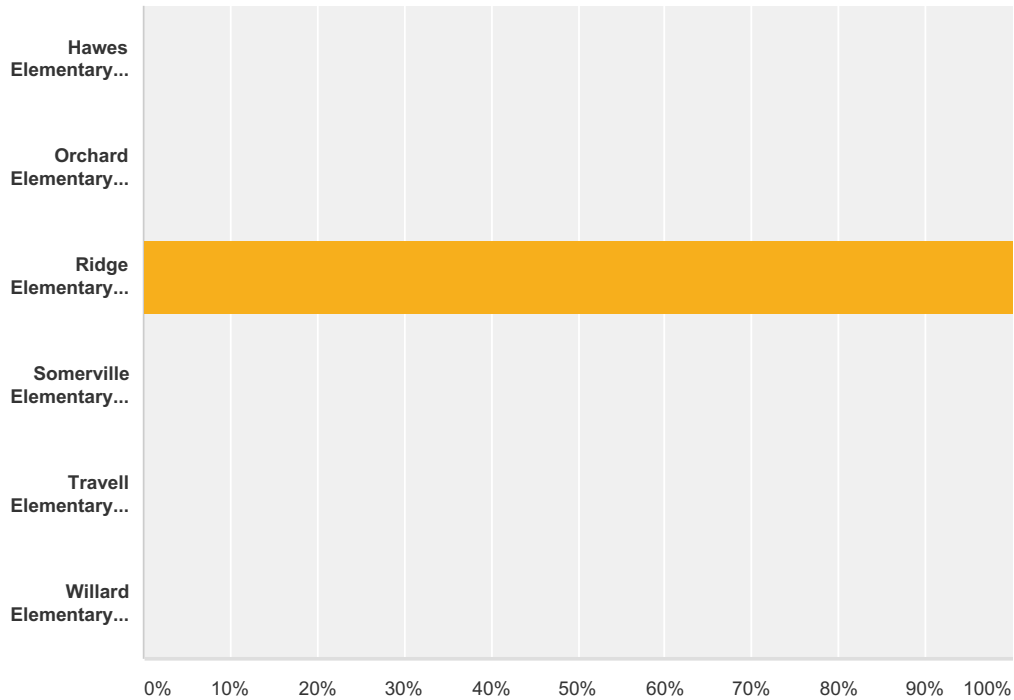
*Includes bounced emails

How will these survey results be used?

Complete survey results have been provided to your school’s principal, the central administration and the Ridgewood Board of Education. The data will be used as one of several resources for the ongoing review and refinement of the programs and practices of the Ridgewood Public Schools.

Q1 Our records show that your child attends a Ridgewood elementary school. The questions in this survey should be answered about this school, with your youngest child attending this school in mind. Which elementary school does your child attend?

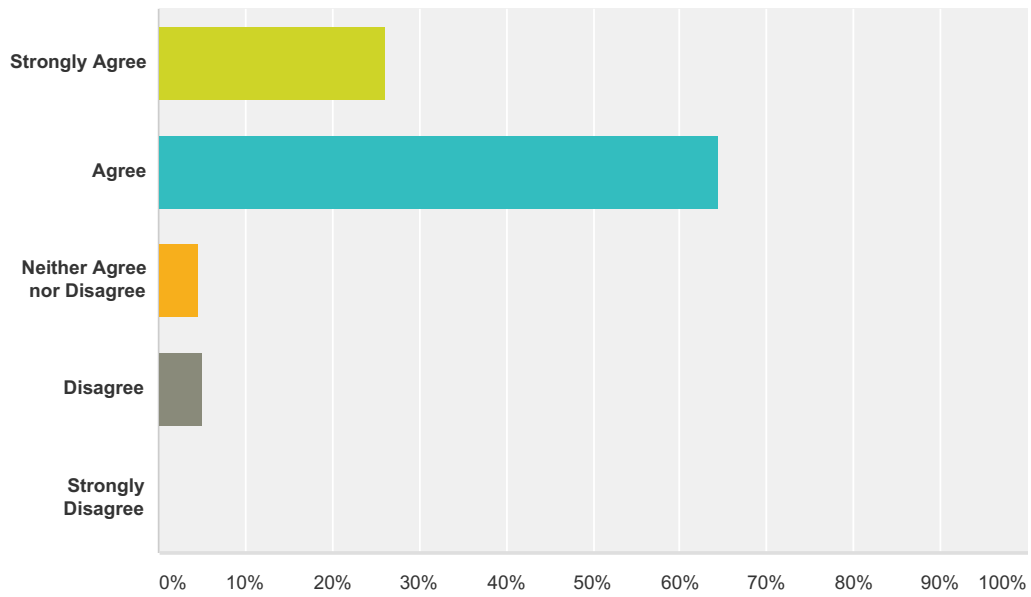
Answered: 200 Skipped: 0



Answer Choices	Responses
Hawes Elementary School	0.00% 0
Orchard Elementary School	0.00% 0
Ridge Elementary School	100.00% 200
Somerville Elementary School	0.00% 0
Travell Elementary School	0.00% 0
Willard Elementary School	0.00% 0
Total	200

Q2 I am satisfied with the overall quality of my child's education.

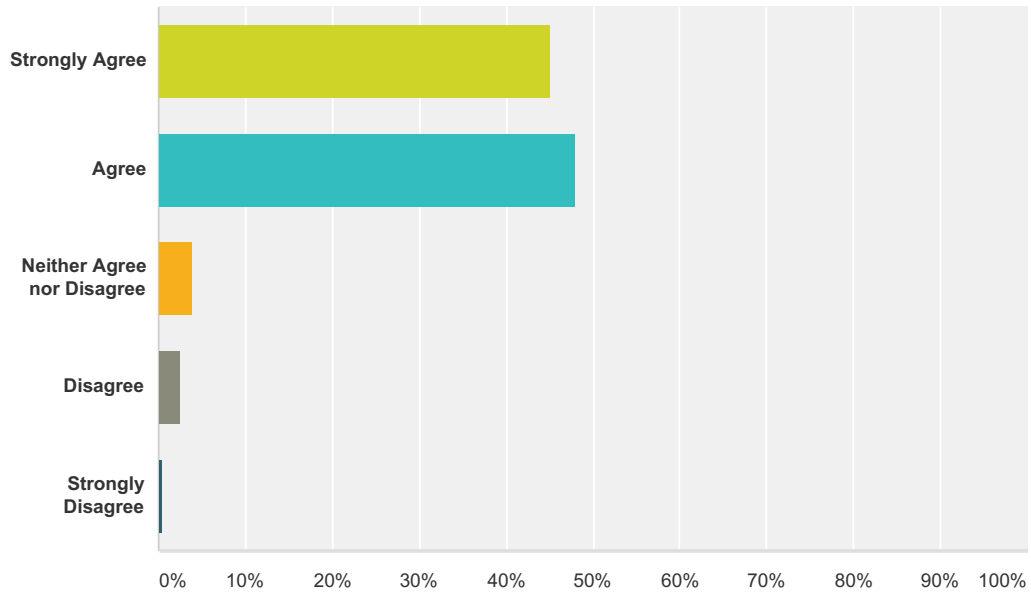
Answered: 200 Skipped: 0



Answer Choices	Responses
Strongly Agree	26.00% 52
Agree	64.50% 129
Neither Agree nor Disagree	4.50% 9
Disagree	5.00% 10
Strongly Disagree	0.00% 0
Total	200

Q3 My child likes going to school.

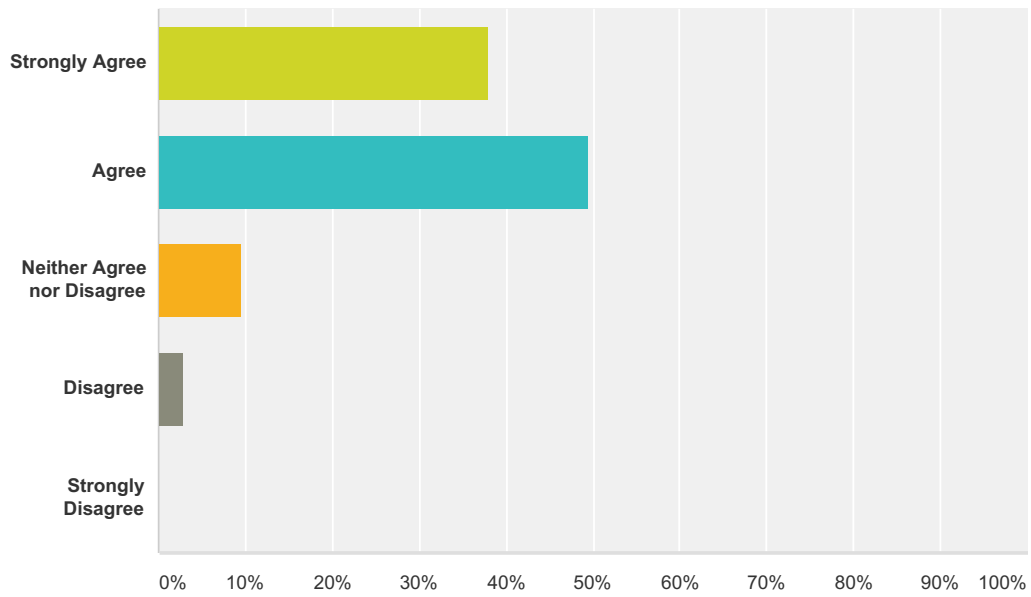
Answered: 200 Skipped: 0



Answer Choices	Responses
Strongly Agree	45.00% 90
Agree	48.00% 96
Neither Agree nor Disagree	4.00% 8
Disagree	2.50% 5
Strongly Disagree	0.50% 1
Total	200

Q4 I would recommend my child's school to other parents.

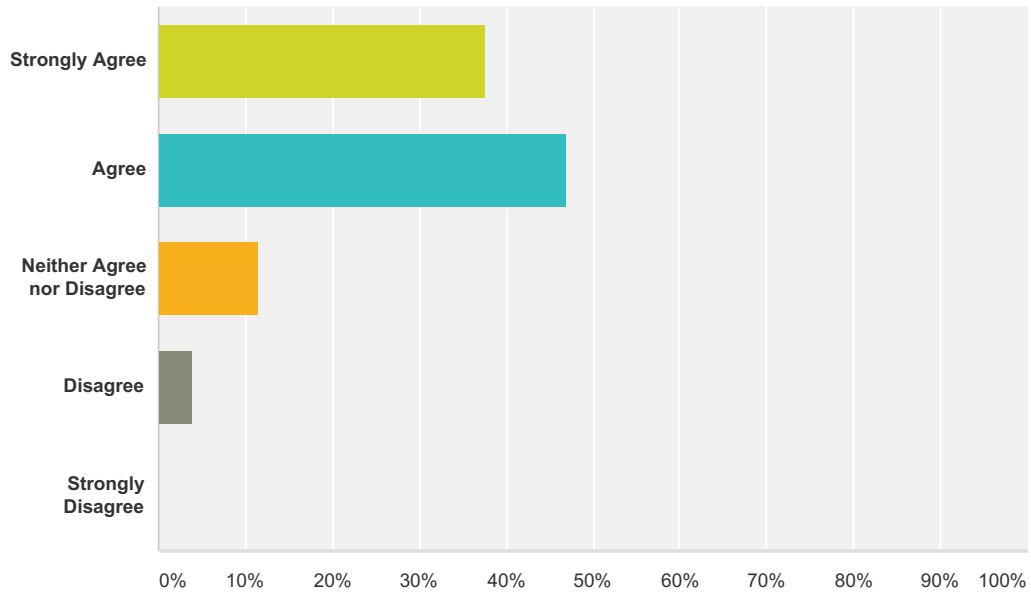
Answered: 200 Skipped: 0



Answer Choices	Responses
Strongly Agree	38.00% 76
Agree	49.50% 99
Neither Agree nor Disagree	9.50% 19
Disagree	3.00% 6
Strongly Disagree	0.00% 0
Total	200

Q5 I feel welcome in my child's school.

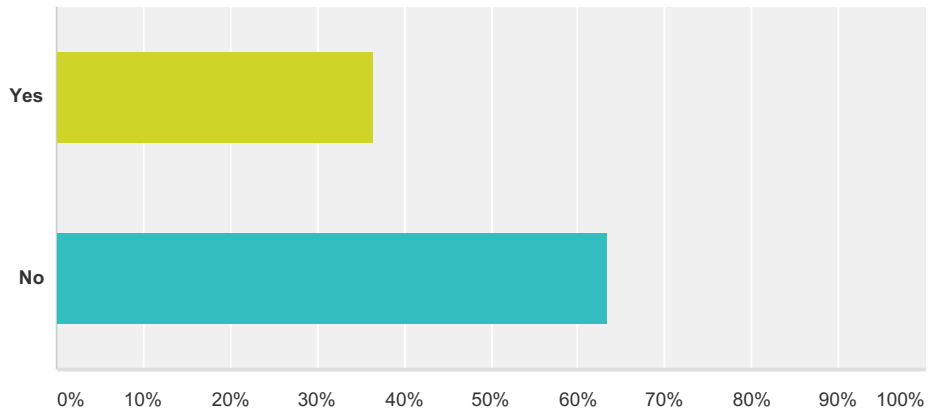
Answered: 200 Skipped: 0



Answer Choices	Responses	
Strongly Agree	37.50%	75
Agree	47.00%	94
Neither Agree nor Disagree	11.50%	23
Disagree	4.00%	8
Strongly Disagree	0.00%	0
Total		200

Q6 I would like to be more involved in my child's school.

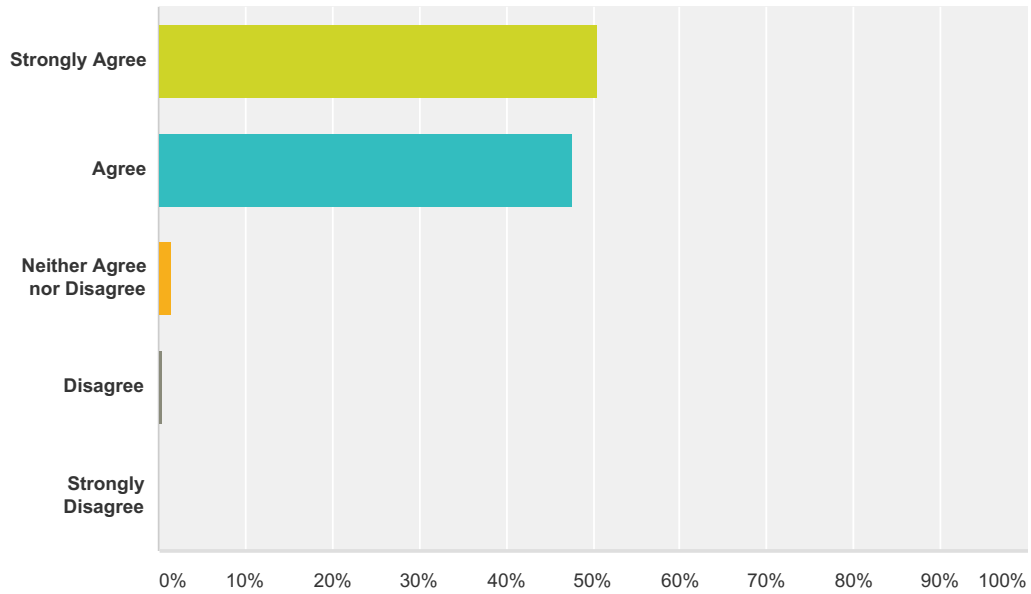
Answered: 200 Skipped: 0



Answer Choices	Responses
Yes	36.50% 73
No	63.50% 127
Total	200

Q7 My child feels safe at school.

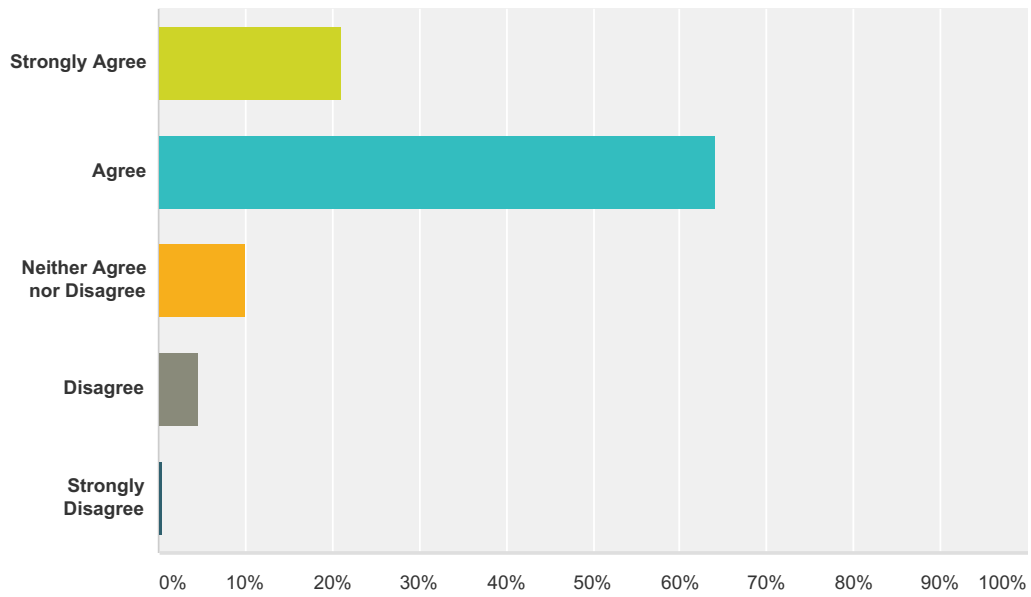
Answered: 200 Skipped: 0



Answer Choices	Responses
Strongly Agree	50.50% 101
Agree	47.50% 95
Neither Agree nor Disagree	1.50% 3
Disagree	0.50% 1
Strongly Disagree	0.00% 0
Total	200

Q9 I am satisfied with the academic progress of my child.

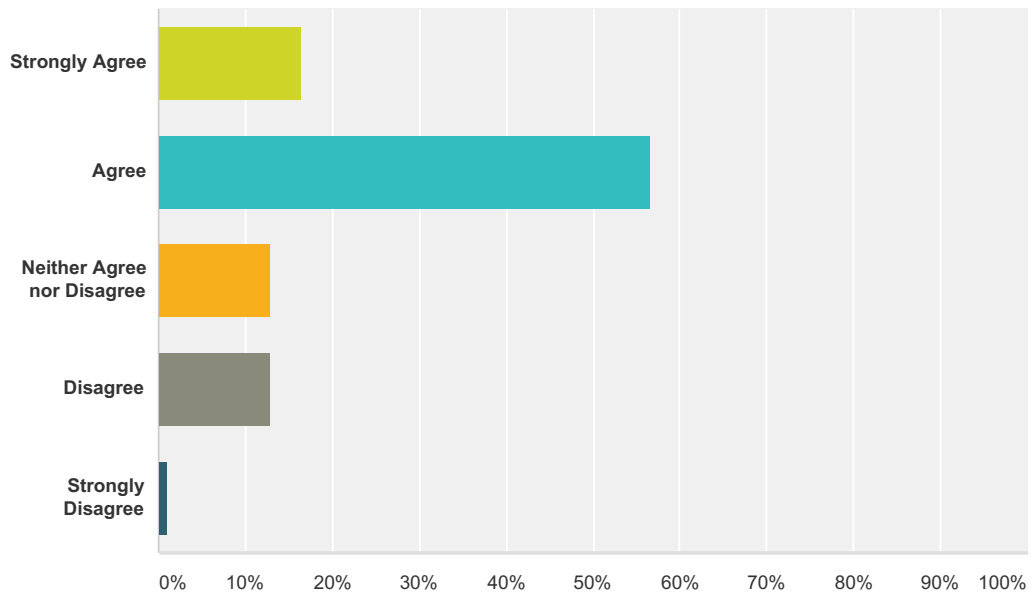
Answered: 200 Skipped: 0



Answer Choices	Responses	
Strongly Agree	21.00%	42
Agree	64.00%	128
Neither Agree nor Disagree	10.00%	20
Disagree	4.50%	9
Strongly Disagree	0.50%	1
Total		200

Q10 The academic challenge is appropriate for my child.

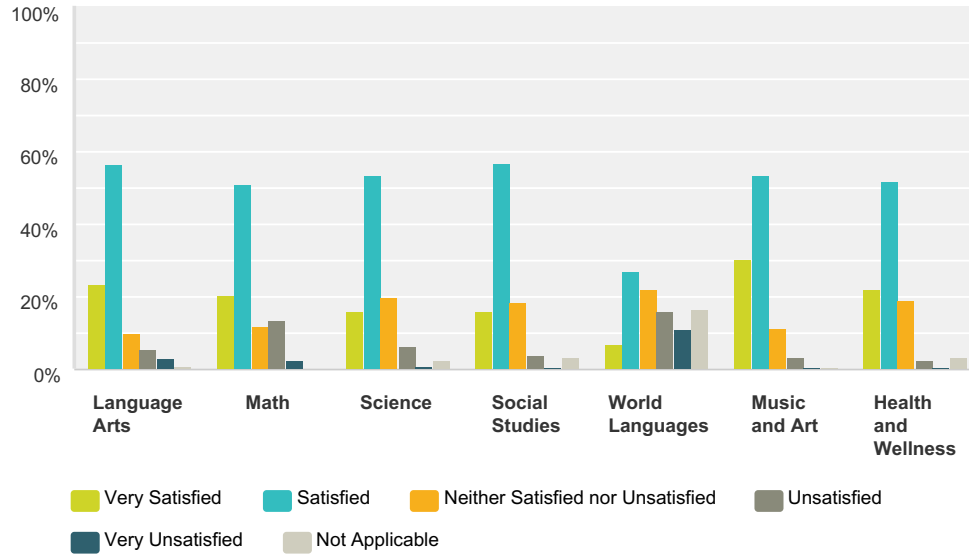
Answered: 200 Skipped: 0



Answer Choices	Responses
Strongly Agree	16.50% 33
Agree	56.50% 113
Neither Agree nor Disagree	13.00% 26
Disagree	13.00% 26
Strongly Disagree	1.00% 2
Total	200

Q11 Please indicate your satisfaction with the following programs at your child's school.

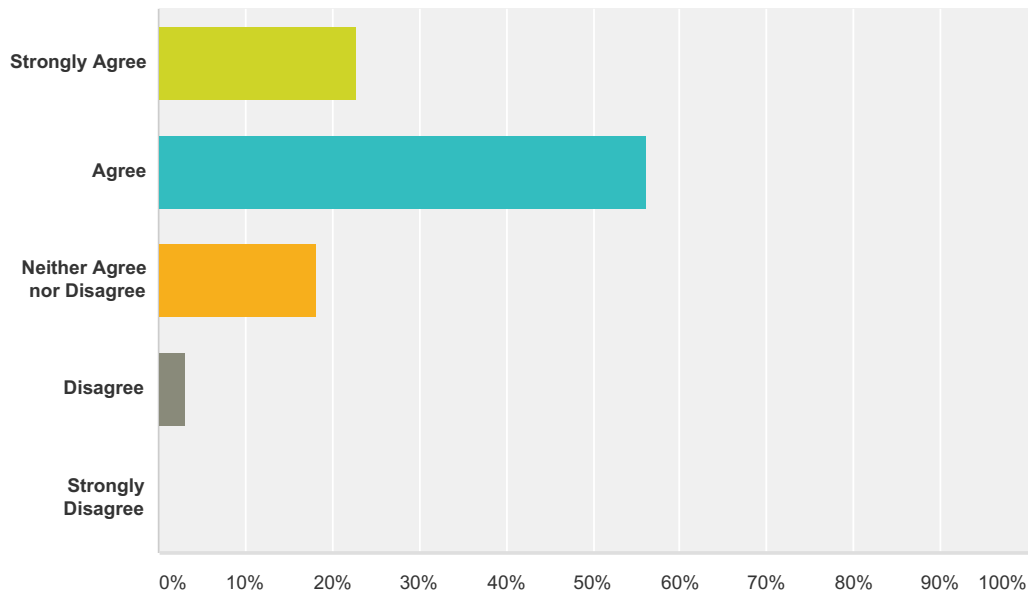
Answered: 198 Skipped: 2



	Very Satisfied	Satisfied	Neither Satisfied nor Unsatisfied	Unsatisfied	Very Unsatisfied	Not Applicable	Total
Language Arts	23.74% 47	56.57% 112	10.10% 20	5.56% 11	3.03% 6	1.01% 2	198
Math	20.71% 41	51.01% 101	12.12% 24	13.64% 27	2.53% 5	0.00% 0	198
Science	16.16% 32	53.54% 106	20.20% 40	6.57% 13	1.01% 2	2.53% 5	198
Social Studies	16.16% 32	57.07% 113	18.69% 37	4.04% 8	0.51% 1	3.54% 7	198
World Languages	7.07% 14	26.77% 53	22.22% 44	16.16% 32	11.11% 22	16.67% 33	198
Music and Art	30.30% 60	53.54% 106	11.62% 23	3.54% 7	0.51% 1	0.51% 1	198
Health and Wellness	22.22% 44	52.02% 103	19.19% 38	2.53% 5	0.51% 1	3.54% 7	198

Q12 My child is encouraged to try new things at school.

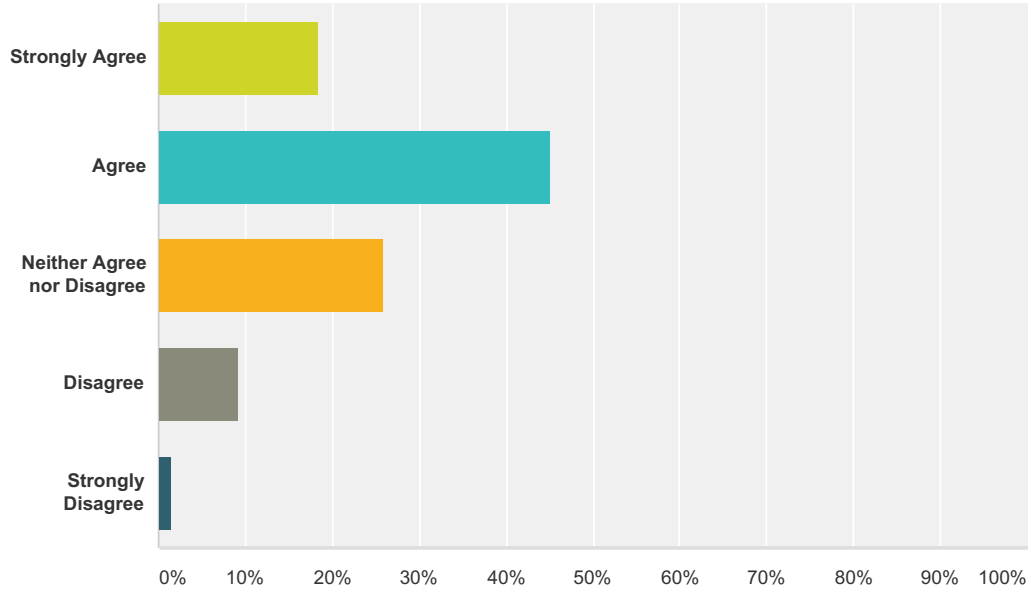
Answered: 198 Skipped: 2



Answer Choices	Responses
Strongly Agree	22.73% 45
Agree	56.06% 111
Neither Agree nor Disagree	18.18% 36
Disagree	3.03% 6
Strongly Disagree	0.00% 0
Total	198

Q13 The school gives me ideas and opportunities to help my child do his/her best.

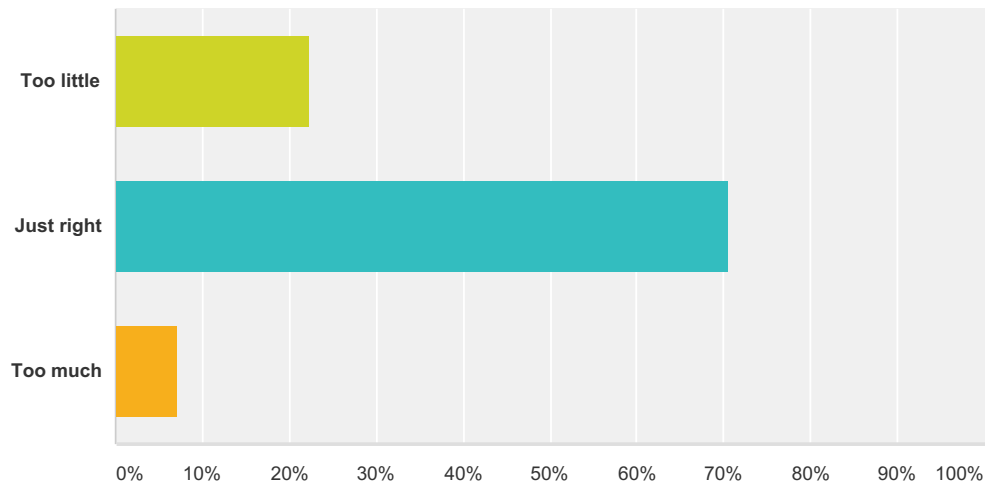
Answered: 197 Skipped: 3



Answer Choices	Responses	
Strongly Agree	18.27%	36
Agree	45.18%	89
Neither Agree nor Disagree	25.89%	51
Disagree	9.14%	18
Strongly Disagree	1.52%	3
Total		197

Q14 The amount of homework my child receives is:

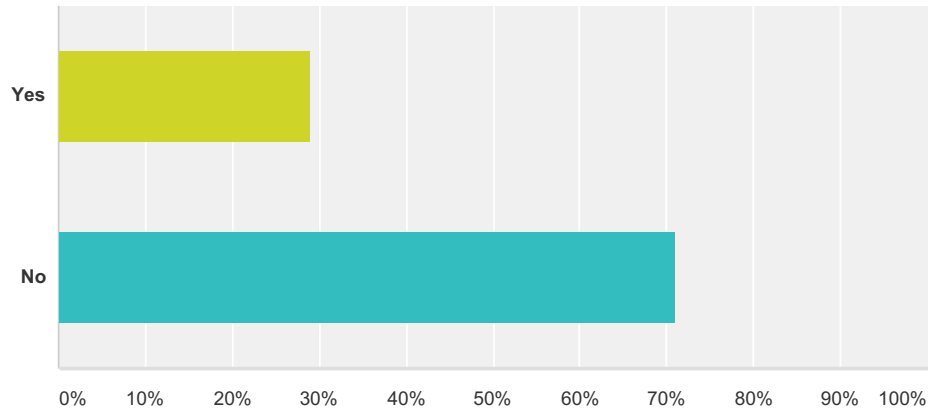
Answered: 197 Skipped: 3



Answer Choices	Responses
Too little	22.34% 44
Just right	70.56% 139
Too much	7.11% 14
Total	197

Q15 I supplement my child's education with professional tutoring in core subjects such as math or reading.

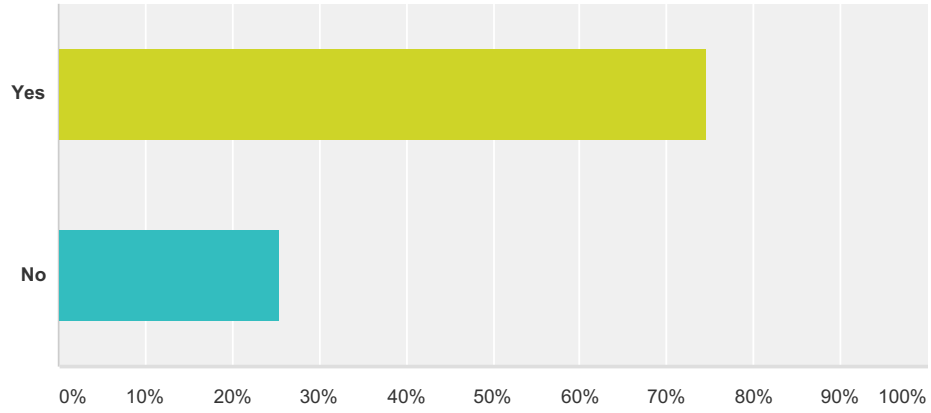
Answered: 197 Skipped: 3



Answer Choices	Responses
Yes	28.93% 57
No	71.07% 140
Total	197

Q16 Are you aware that the District teaches students about the responsible use of technology as part of the curriculum?

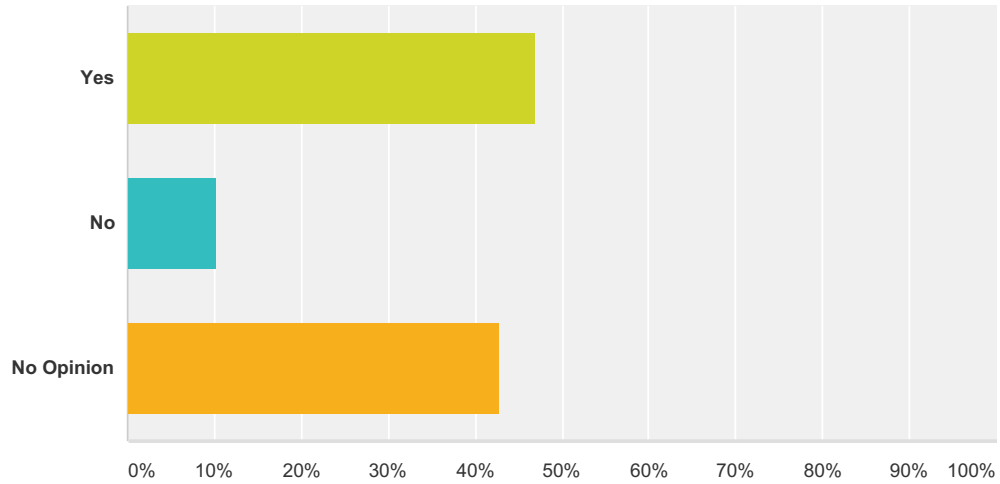
Answered: 197 Skipped: 3



Answer Choices	Responses
Yes	74.62% 147
No	25.38% 50
Total	197

Q17 Do you believe the District does a good job of teaching the importance of Internet safety?

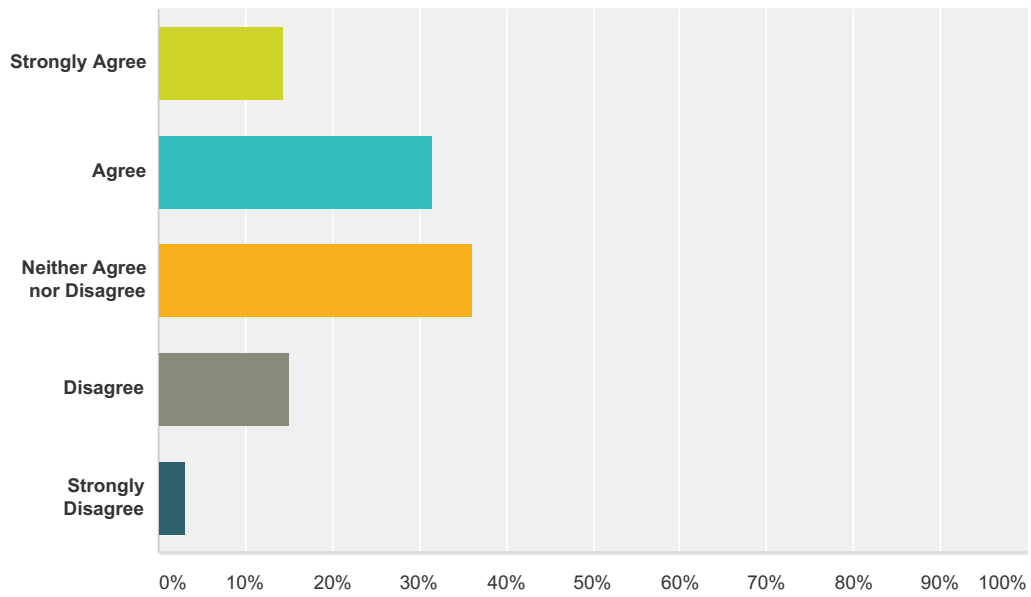
Answered: 147 Skipped: 53



Answer Choices	Responses
Yes	46.94% 69
No	10.20% 15
No Opinion	42.86% 63
Total	147

Q19 I am satisfied with the club and after-school opportunities at my child's school.

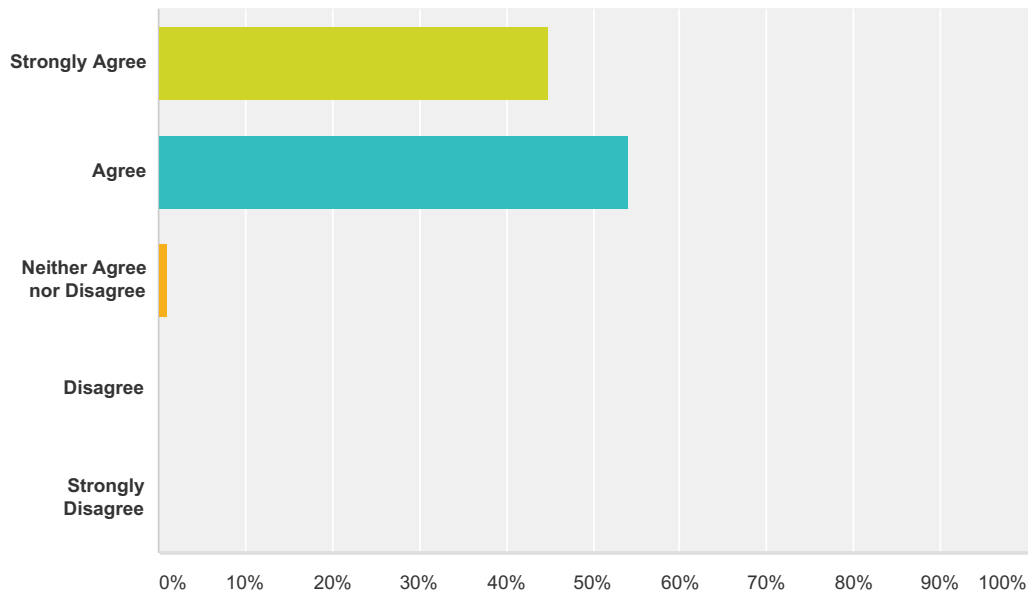
Answered: 194 Skipped: 6



Answer Choices	Responses
Strongly Agree	14.43% 28
Agree	31.44% 61
Neither Agree nor Disagree	36.08% 70
Disagree	14.95% 29
Strongly Disagree	3.09% 6
Total	194

Q21 My child's school is clean and well-maintained.

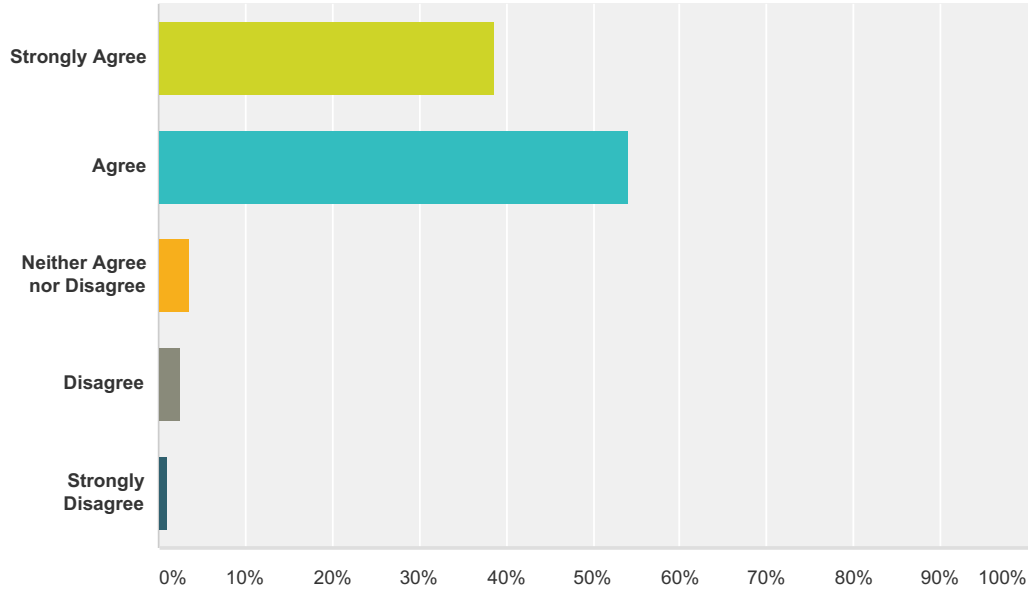
Answered: 194 Skipped: 6



Answer Choices	Responses	
Strongly Agree	44.85%	87
Agree	54.12%	105
Neither Agree nor Disagree	1.03%	2
Disagree	0.00%	0
Strongly Disagree	0.00%	0
Total		194

Q22 I am satisfied with the condition / quality of the physical spaces at my child's school.

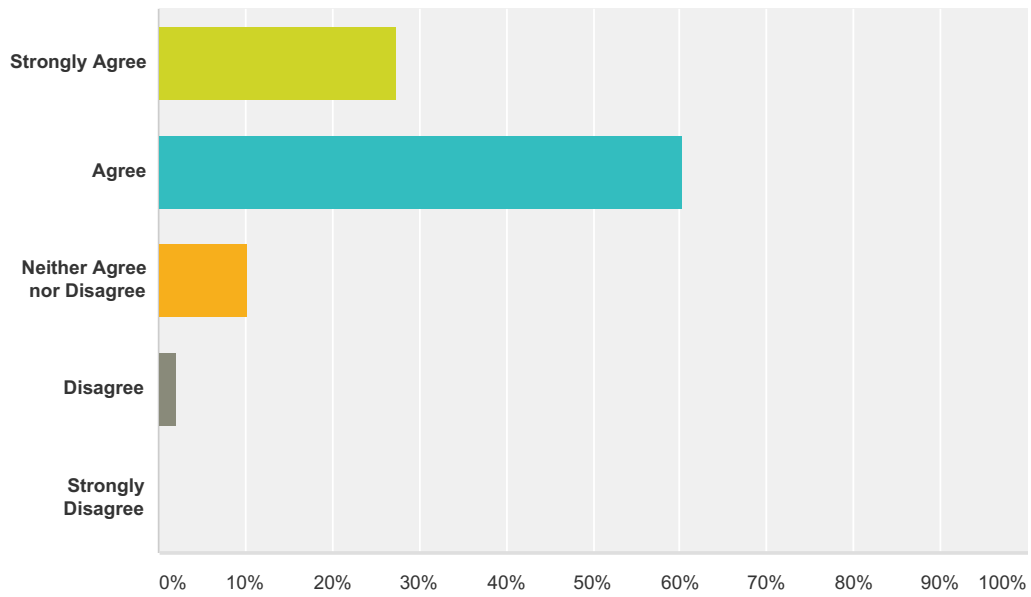
Answered: 194 Skipped: 6



Answer Choices	Responses
Strongly Agree	38.66% 75
Agree	54.12% 105
Neither Agree nor Disagree	3.61% 7
Disagree	2.58% 5
Strongly Disagree	1.03% 2
Total	194

Q23 The condition / quality of the school's athletic facilities is acceptable.

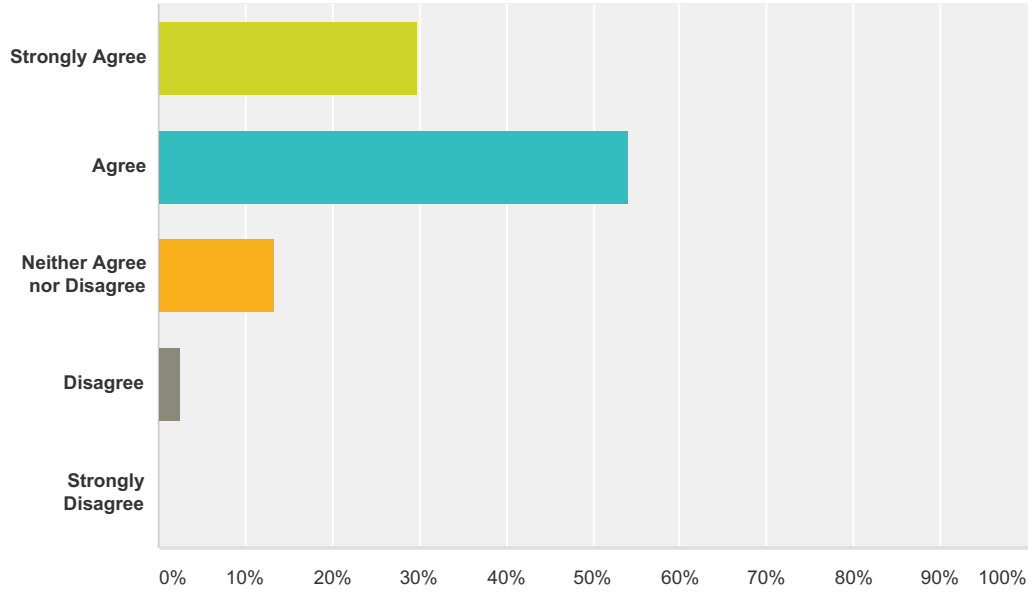
Answered: 194 Skipped: 6



Answer Choices	Responses
Strongly Agree	27.32% 53
Agree	60.31% 117
Neither Agree nor Disagree	10.31% 20
Disagree	2.06% 4
Strongly Disagree	0.00% 0
Total	194

Q24 The condition / quality of the school's fine and performing arts spaces is acceptable.

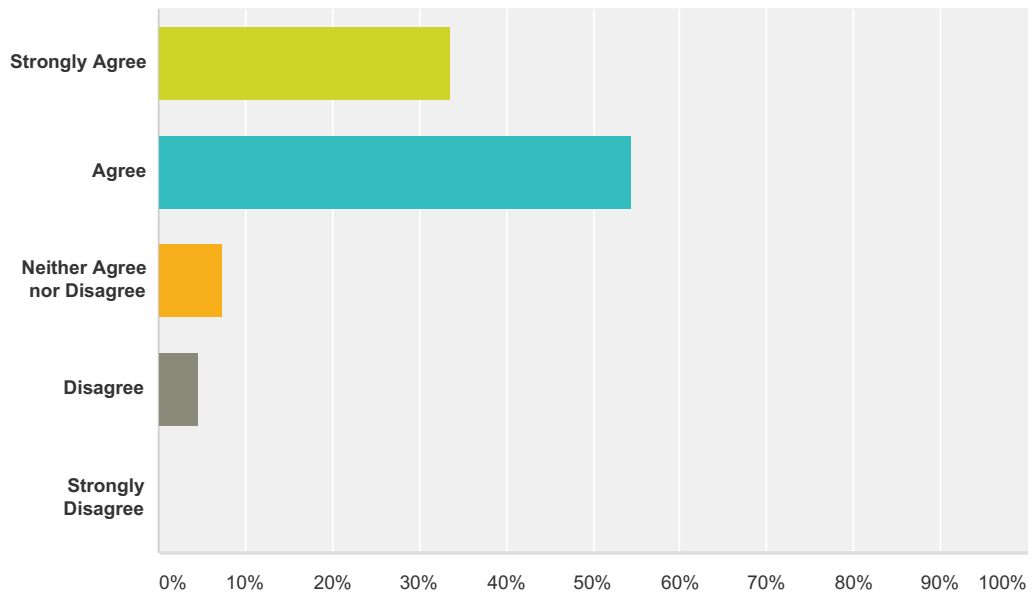
Answered: 194 Skipped: 6



Answer Choices	Responses	Count
Strongly Agree	29.90%	58
Agree	54.12%	105
Neither Agree nor Disagree	13.40%	26
Disagree	2.58%	5
Strongly Disagree	0.00%	0
Total		194

Q26 I feel well-informed about the school's programs, services and activities.

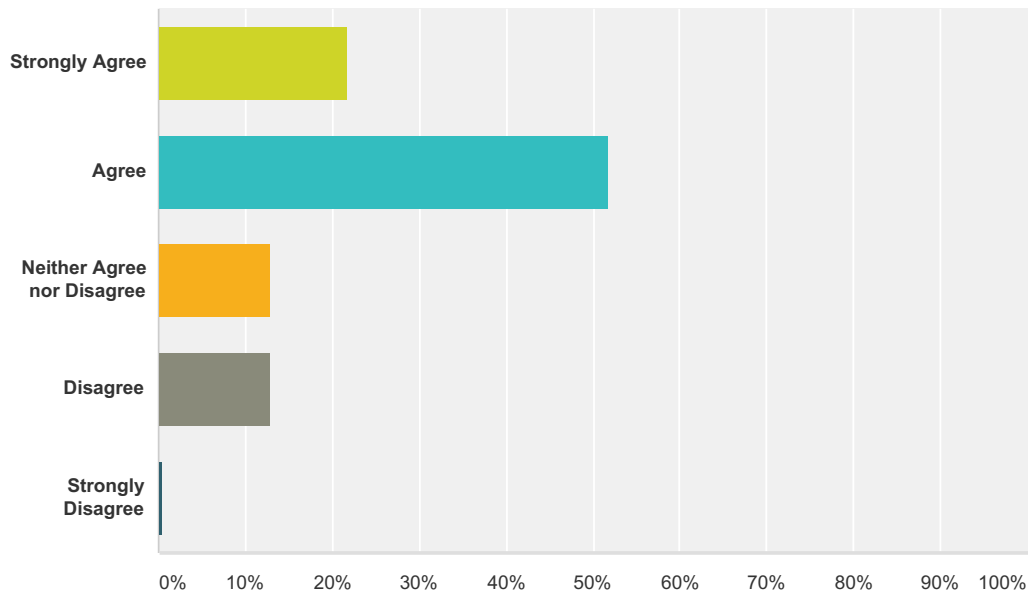
Answered: 193 Skipped: 7



Answer Choices	Responses
Strongly Agree	33.68% 65
Agree	54.40% 105
Neither Agree nor Disagree	7.25% 14
Disagree	4.66% 9
Strongly Disagree	0.00% 0
Total	193

Q27 The school keeps me informed of my child's progress.

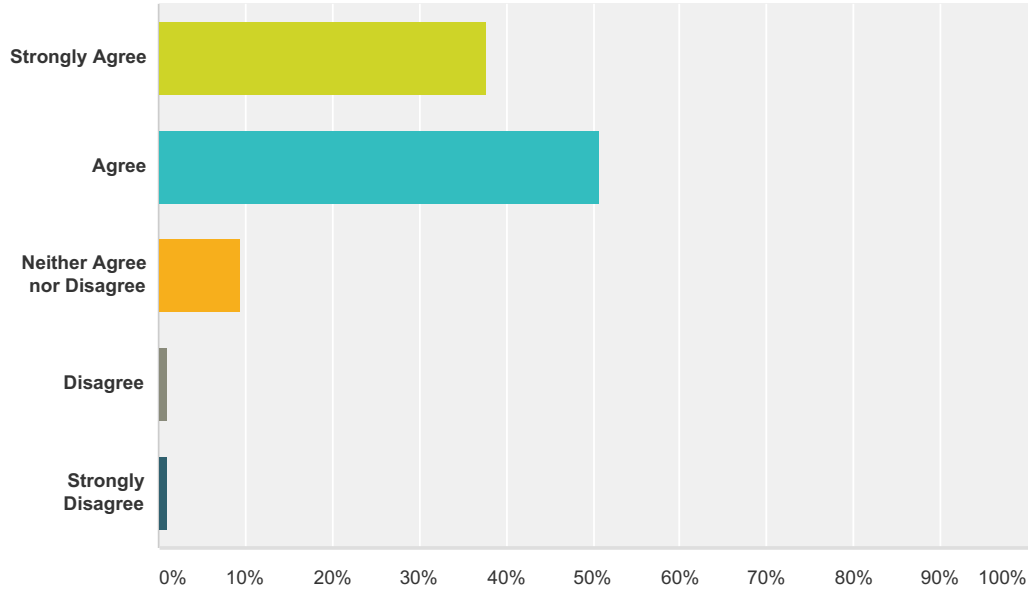
Answered: 193 Skipped: 7



Answer Choices	Responses
Strongly Agree	21.76% 42
Agree	51.81% 100
Neither Agree nor Disagree	12.95% 25
Disagree	12.95% 25
Strongly Disagree	0.52% 1
Total	193

Q28 School staff members (teachers / principal / support staff) are responsive to my parental concerns.

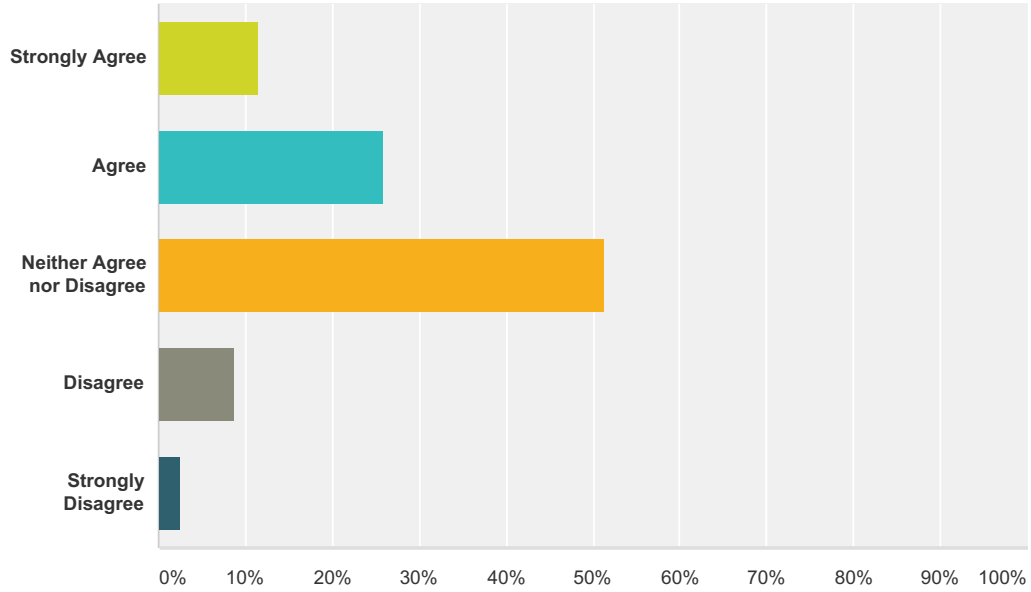
Answered: 193 Skipped: 7



Answer Choices	Responses
Strongly Agree	37.82% 73
Agree	50.78% 98
Neither Agree nor Disagree	9.33% 18
Disagree	1.04% 2
Strongly Disagree	1.04% 2
Total	193

Q29 The district administration and/or Board of Education are responsive to my parental concerns.

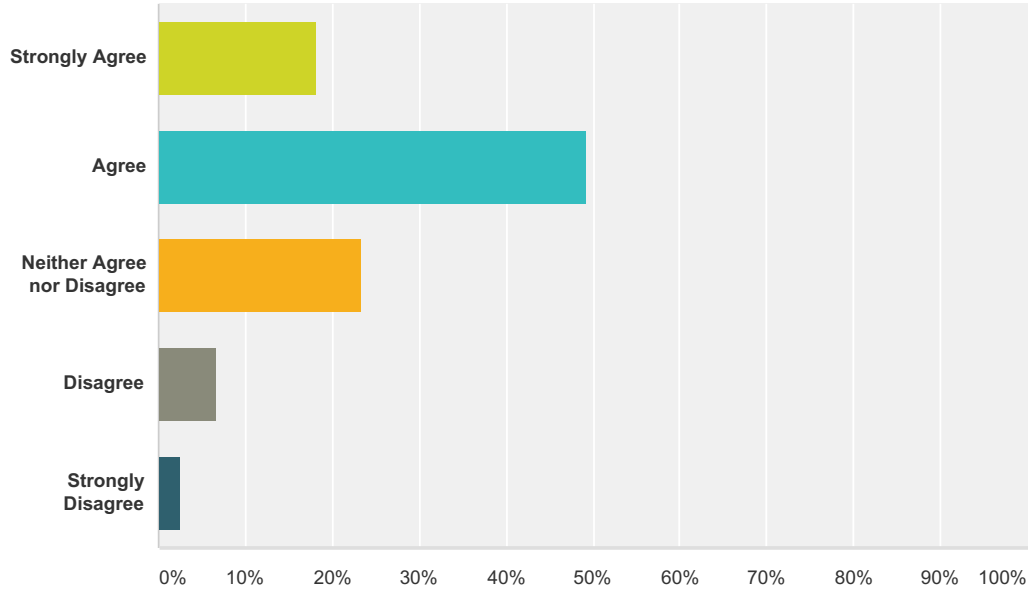
Answered: 193 Skipped: 7



Answer Choices	Responses	
Strongly Agree	11.40%	22
Agree	25.91%	50
Neither Agree nor Disagree	51.30%	99
Disagree	8.81%	17
Strongly Disagree	2.59%	5
Total		193

Q30 I have sufficient opportunities to express my opinions or concerns regarding my child's school.

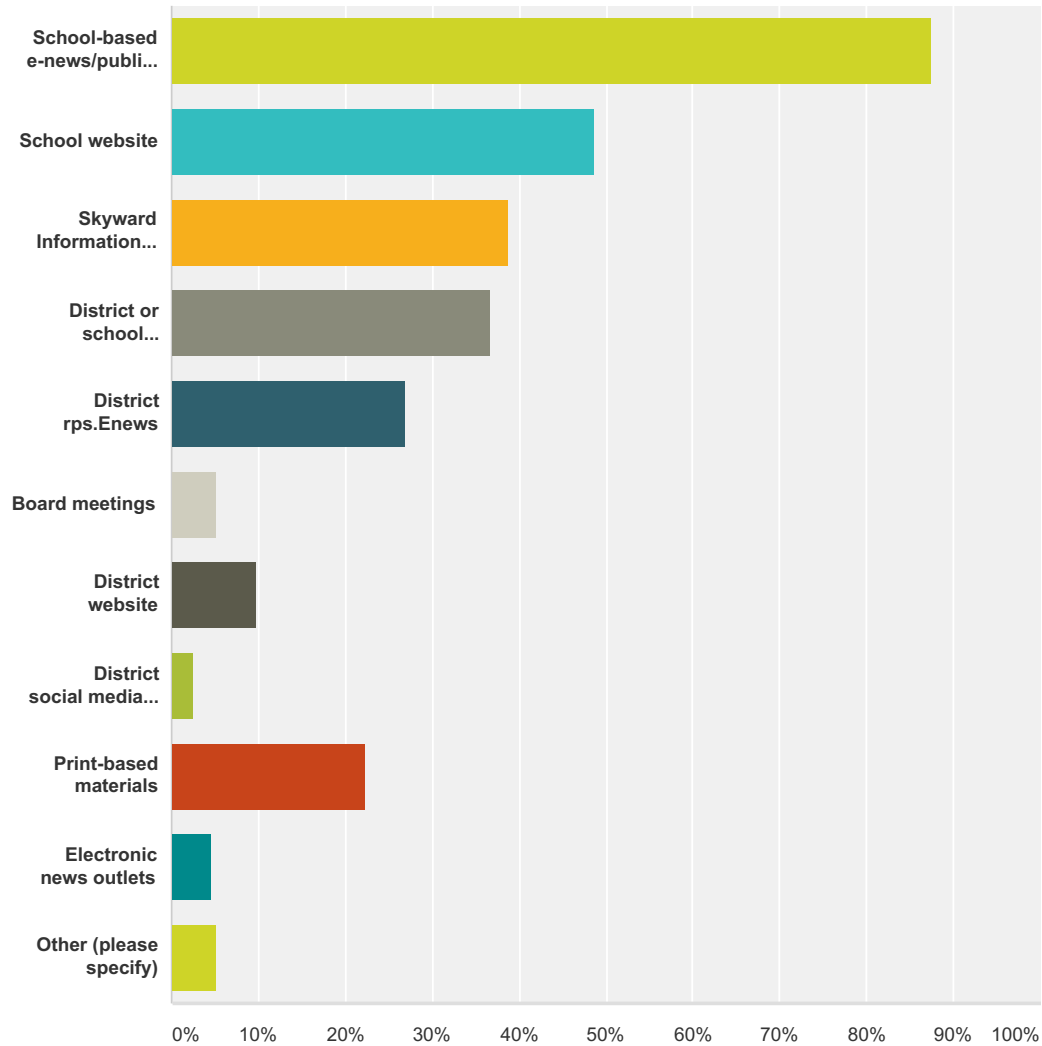
Answered: 193 Skipped: 7



Answer Choices	Responses	
Strongly Agree	18.13%	35
Agree	49.22%	95
Neither Agree nor Disagree	23.32%	45
Disagree	6.74%	13
Strongly Disagree	2.59%	5
Total		193

Q31 How do you receive most of your school-related information? (Check all that apply.)

Answered: 193 Skipped: 7



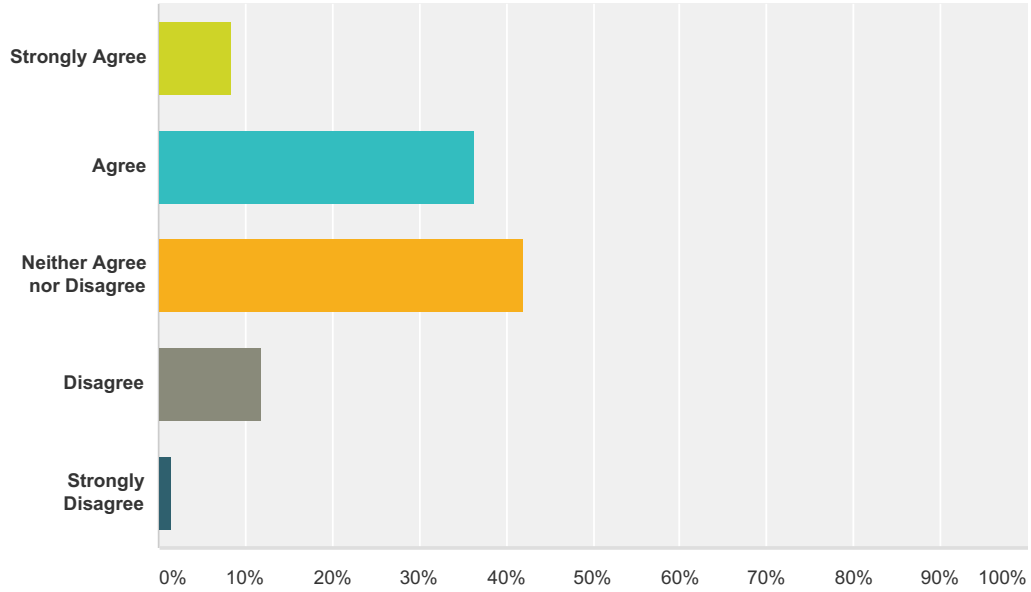
Answer Choices	Responses	Count
School-based e-news/publications	87.56%	169
School website	48.70%	94
Skyward Information System	38.86%	75
District or school e-blasts/robo calls	36.79%	71
District rps.Enews	26.94%	52
Board meetings	5.18%	10
District website	9.84%	19
District social media (Facebook page or Twitter feed)	2.59%	5

2016-2017 Parent / Guardian Survey Ridge School

Print-based materials	22.28%	43
Electronic news outlets	4.66%	9
Other (please specify)	5.18%	10
Total Respondents: 193		

Q32 The new district website (launched Fall 2016) is a useful source for all I need to know about the Ridgewood Public Schools.

Answered: 193 Skipped: 7



Answer Choices	Responses
Strongly Agree	8.29% 16
Agree	36.27% 70
Neither Agree nor Disagree	41.97% 81
Disagree	11.92% 23
Strongly Disagree	1.55% 3
Total	193