

PARENT/GUARDIAN SURVEY 2016-2017: TRAVELL SCHOOL

Results of the May 2017 survey for Travell Elementary School

Ridgewood

Public

Schools



Dear Parent or Guardian,

This past May district parents and guardians were asked to fill out a comprehensive survey on topics related to Ridgewood’s schools and your children’s education. The results of the survey for Travell School are presented here.

These results present an important summary that we will use as a resource for making your school and the district the best they can be.

Thank you to all who took the time to complete the survey. We appreciate your feedback and hope you enjoy reading the following report.

The Ridgewood Board of Education

Vincent Loncto, President

James Morgan, Vice President

Sheila Brogan

Christina Krauss

Jennie Smith Wilson

Superintendent of Schools

Daniel Fishbein

How to read this report

The data in this report reflect survey results for Travell School.

How was the survey conducted?

The survey was conducted via email from May 8-19, 2017 using SurveyMonkey software. Email invitations with private survey links were sent to all district parents and guardians with email addresses on file. Only one response was allowed for each email address. The survey was completely anonymous.

Numerical data were compiled and charts were created using SurveyMonkey. District data were compiled from the grade-level surveys by the Ridgewood Public Schools Information Technology Department. The superintendent, administrators and school board members reviewed the data and all comments.

What were the results for the whole district?

A total of 8,120 valid emails were sent; 2498 parents or guardians competed or partially completed the surveys, representing a 30.8 percent participation rate. [Click here](#) for a summary of the district data for the 2017 survey.

Full results for the individual schools may be found on the website of the Ridgewood Public Schools at www.ridgewood.k12.nj.us.

How many parents and guardians participated in your school’s 2016-2017 survey?

As of 5.01.17	# Enrolled Students	# Emails Sent*	# Survey Responses	Participation Rate
Travell School	389	567	173	30.5%
In-District	5690	8183 (8120 valid)	2498	30.8%

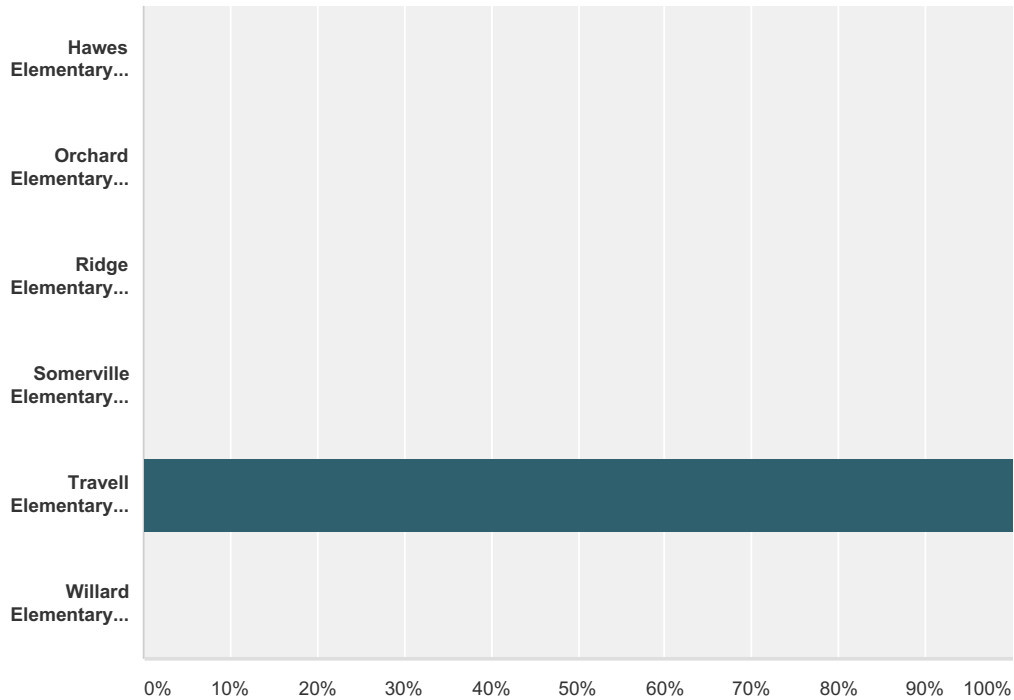
*Includes bounced emails

How will these survey results be used?

Complete survey results have been provided to your school’s principal, the central administration and the Ridgewood Board of Education. The data will be used as one of several resources for the ongoing review and refinement of the programs and practices of the Ridgewood Public Schools.

Q1 Our records show that your child attends a Ridgewood elementary school. The questions in this survey should be answered about this school, with your youngest child attending this school in mind. Which elementary school does your child attend?

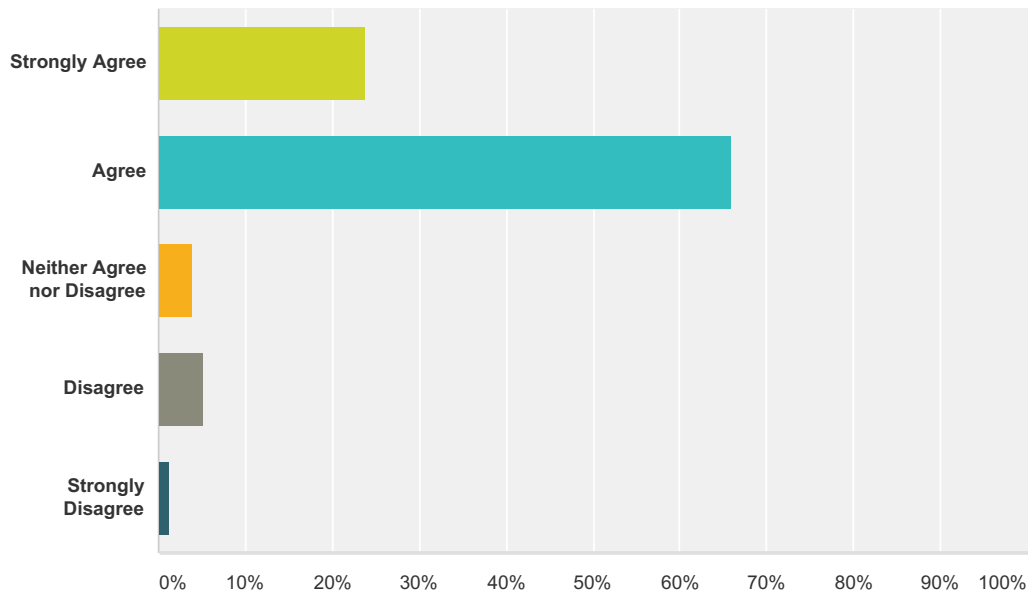
Answered: 173 Skipped: 0



Answer Choices	Responses
Hawes Elementary School	0.00% 0
Orchard Elementary School	0.00% 0
Ridge Elementary School	0.00% 0
Somerville Elementary School	0.00% 0
Travell Elementary School	100.00% 173
Willard Elementary School	0.00% 0
Total	173

Q2 I am satisfied with the overall quality of my child's education.

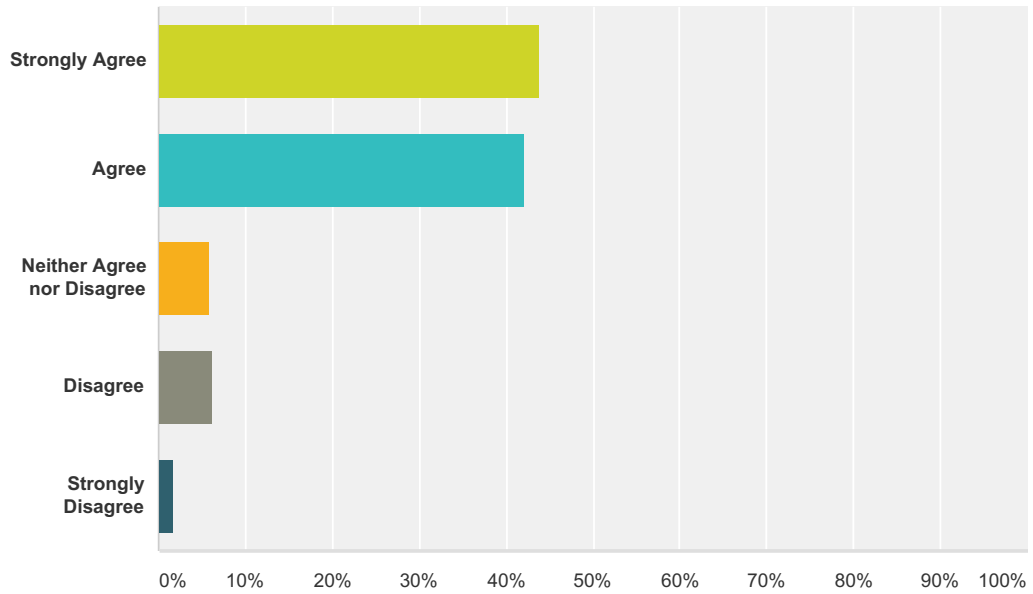
Answered: 173 Skipped: 0



Answer Choices	Responses	
Strongly Agree	23.70%	41
Agree	65.90%	114
Neither Agree nor Disagree	4.05%	7
Disagree	5.20%	9
Strongly Disagree	1.16%	2
Total		173

Q3 My child likes going to school.

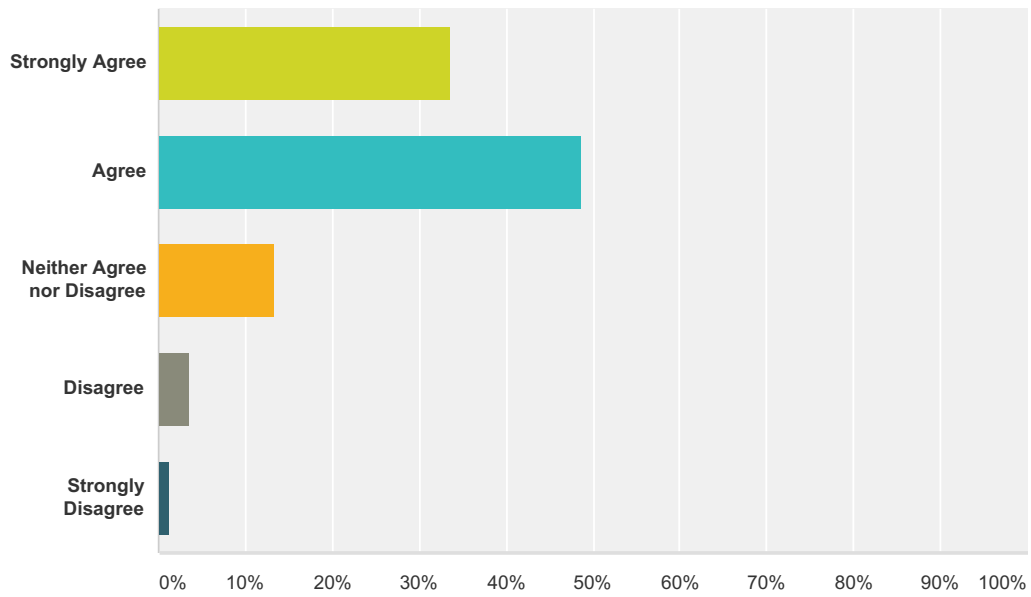
Answered: 173 Skipped: 0



Answer Choices	Responses
Strongly Agree	43.93% 76
Agree	42.20% 73
Neither Agree nor Disagree	5.78% 10
Disagree	6.36% 11
Strongly Disagree	1.73% 3
Total	173

Q4 I would recommend my child's school to other parents.

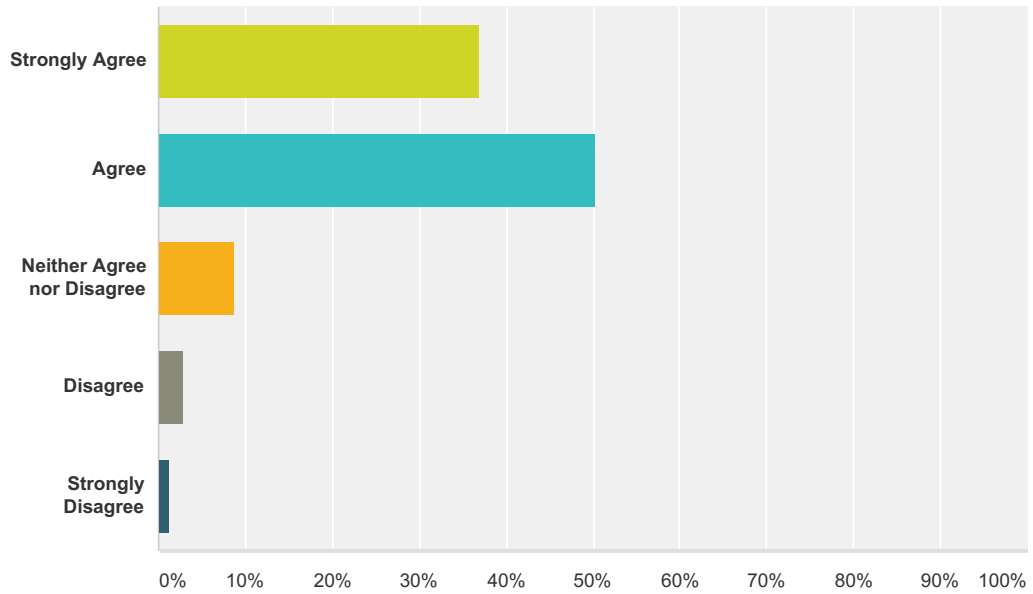
Answered: 173 Skipped: 0



Answer Choices	Responses	
Strongly Agree	33.53%	58
Agree	48.55%	84
Neither Agree nor Disagree	13.29%	23
Disagree	3.47%	6
Strongly Disagree	1.16%	2
Total		173

Q5 I feel welcome in my child's school.

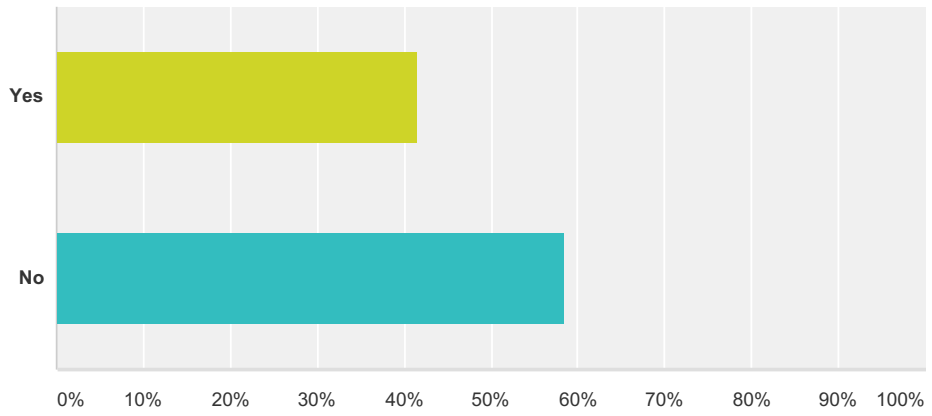
Answered: 173 Skipped: 0



Answer Choices	Responses
Strongly Agree	36.99% 64
Agree	50.29% 87
Neither Agree nor Disagree	8.67% 15
Disagree	2.89% 5
Strongly Disagree	1.16% 2
Total	173

Q6 I would like to be more involved in my child's school.

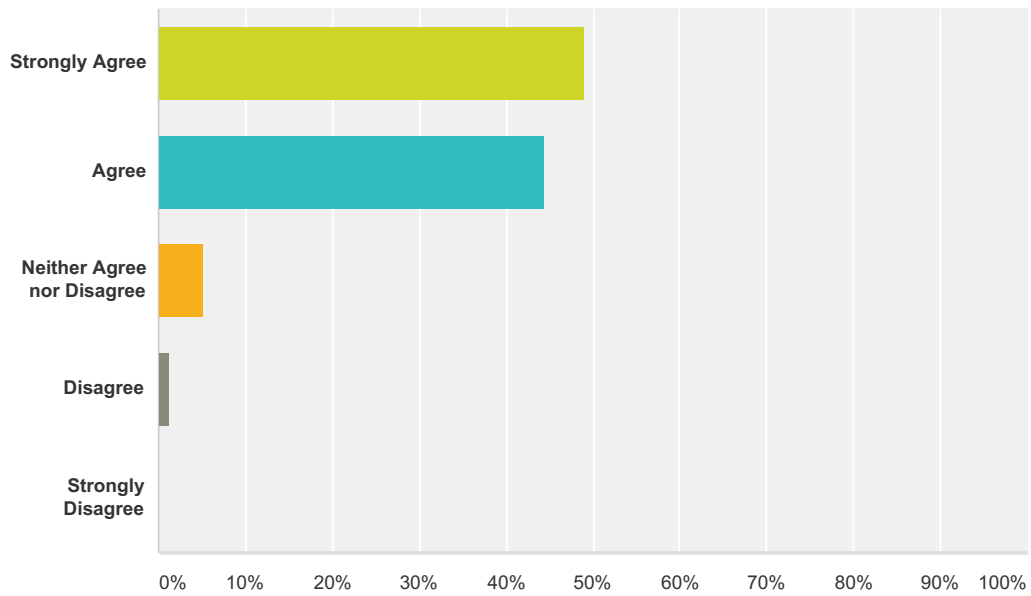
Answered: 173 Skipped: 0



Answer Choices	Responses
Yes	41.62% 72
No	58.38% 101
Total	173

Q7 My child feels safe at school.

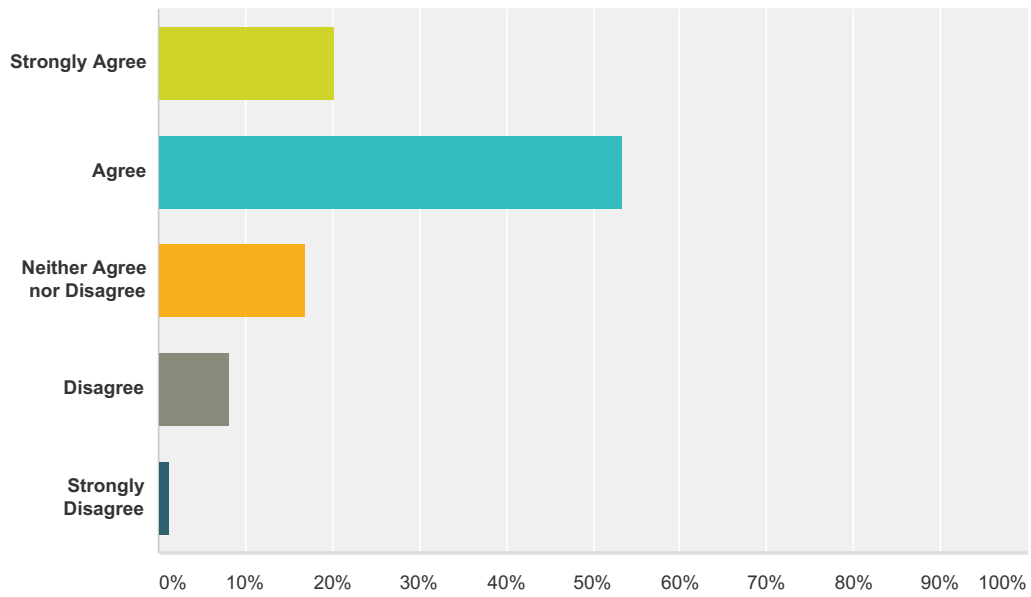
Answered: 173 Skipped: 0



Answer Choices	Responses	
Strongly Agree	49.13%	85
Agree	44.51%	77
Neither Agree nor Disagree	5.20%	9
Disagree	1.16%	2
Strongly Disagree	0.00%	0
Total		173

Q9 I am satisfied with the academic progress of my child.

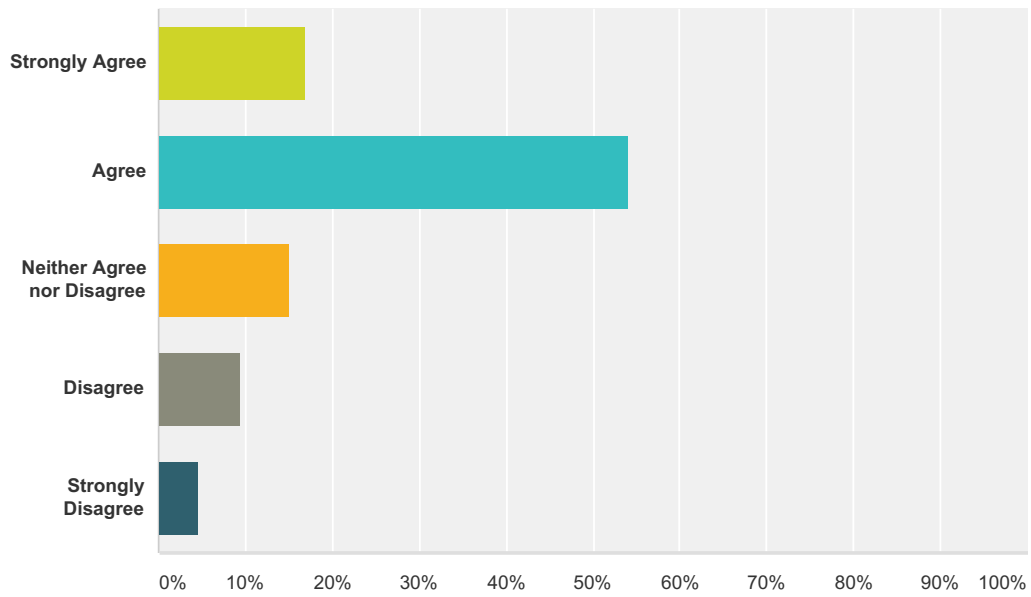
Answered: 172 Skipped: 1



Answer Choices	Responses	
Strongly Agree	20.35%	35
Agree	53.49%	92
Neither Agree nor Disagree	16.86%	29
Disagree	8.14%	14
Strongly Disagree	1.16%	2
Total		172

Q10 The academic challenge is appropriate for my child.

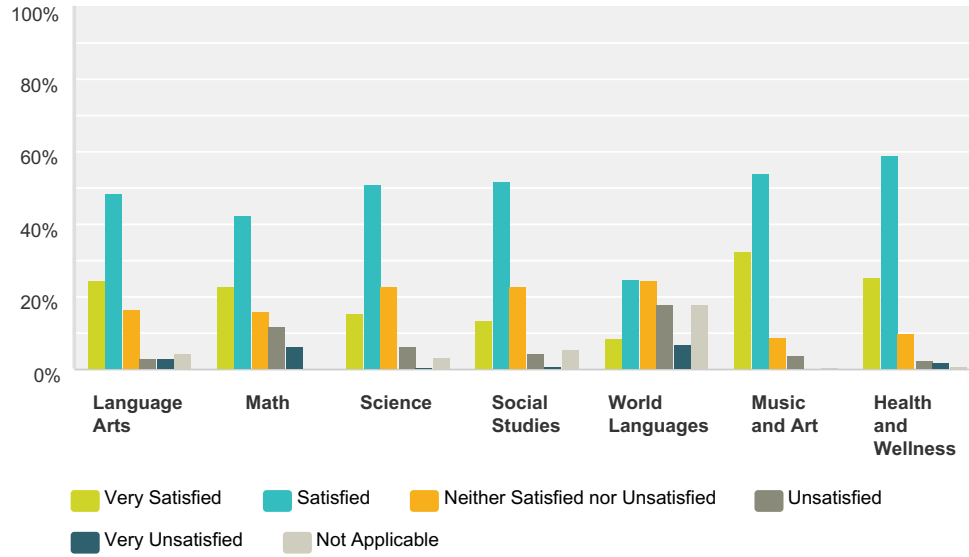
Answered: 172 Skipped: 1



Answer Choices	Responses	
Strongly Agree	16.86%	29
Agree	54.07%	93
Neither Agree nor Disagree	15.12%	26
Disagree	9.30%	16
Strongly Disagree	4.65%	8
Total		172

Q11 Please indicate your satisfaction with the following programs at your child's school.

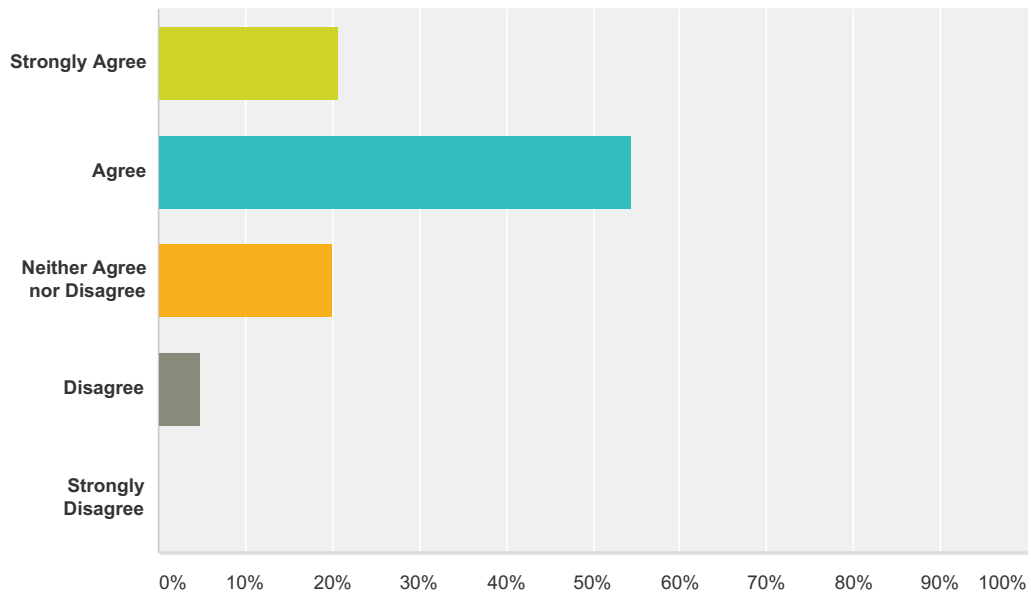
Answered: 169 Skipped: 4



	Very Satisfied	Satisfied	Neither Satisfied nor Unsatisfied	Unsatisfied	Very Unsatisfied	Not Applicable	Total
Language Arts	24.26% 41	48.52% 82	16.57% 28	2.96% 5	2.96% 5	4.73% 8	169
Math	23.08% 39	42.60% 72	15.98% 27	11.83% 20	6.51% 11	0.00% 0	169
Science	15.38% 26	50.89% 86	23.08% 39	6.51% 11	0.59% 1	3.55% 6	169
Social Studies	13.61% 23	52.07% 88	23.08% 39	4.73% 8	1.18% 2	5.33% 9	169
World Languages	8.28% 14	24.85% 42	24.26% 41	17.75% 30	7.10% 12	17.75% 30	169
Music and Art	32.54% 55	53.85% 91	8.88% 15	4.14% 7	0.00% 0	0.59% 1	169
Health and Wellness	25.44% 43	59.17% 100	10.06% 17	2.37% 4	1.78% 3	1.18% 2	169

Q12 My child is encouraged to try new things at school.

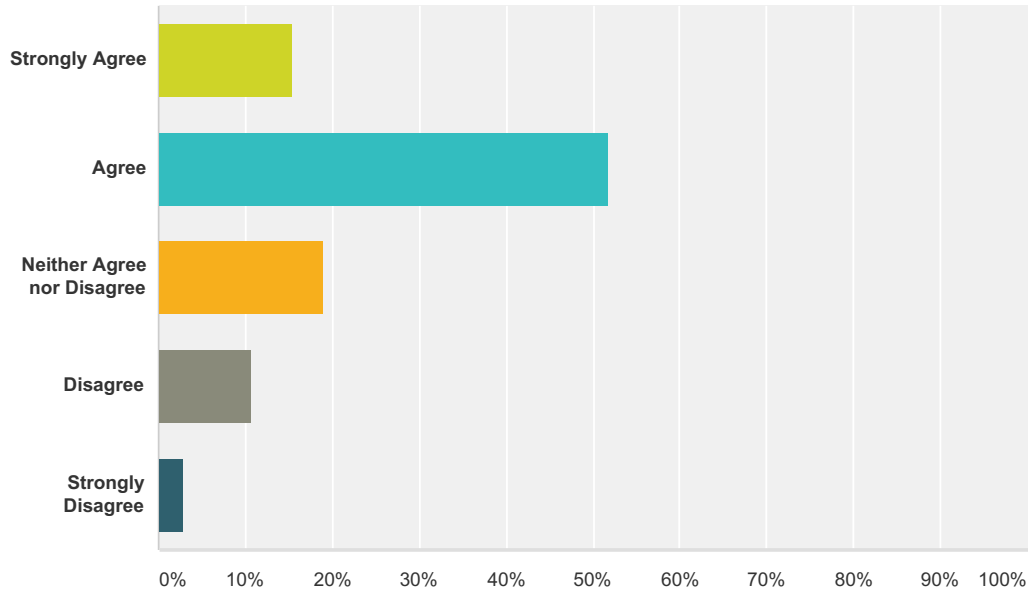
Answered: 169 Skipped: 4



Answer Choices	Responses	
Strongly Agree	20.71%	35
Agree	54.44%	92
Neither Agree nor Disagree	20.12%	34
Disagree	4.73%	8
Strongly Disagree	0.00%	0
Total		169

Q13 The school gives me ideas and opportunities to help my child do his/her best.

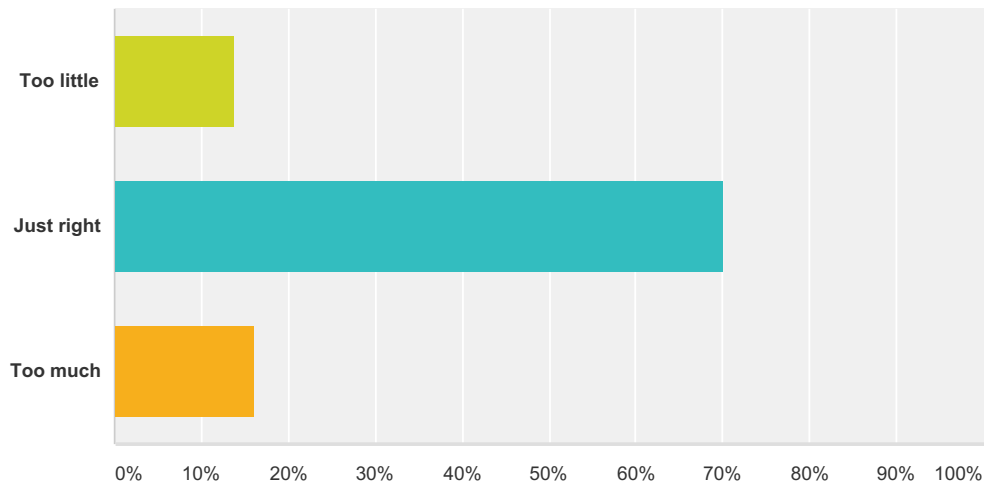
Answered: 168 Skipped: 5



Answer Choices	Responses	
Strongly Agree	15.48%	26
Agree	51.79%	87
Neither Agree nor Disagree	19.05%	32
Disagree	10.71%	18
Strongly Disagree	2.98%	5
Total		168

Q14 The amount of homework my child receives is:

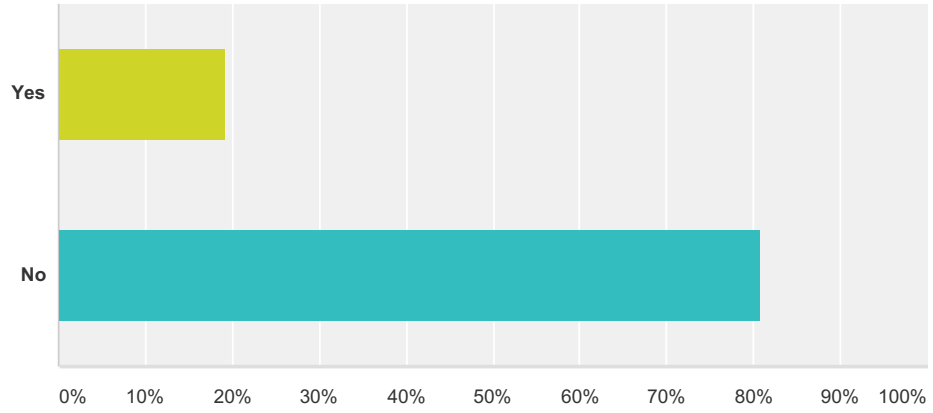
Answered: 168 Skipped: 5



Answer Choices	Responses
Too little	13.69% 23
Just right	70.24% 118
Too much	16.07% 27
Total	168

Q15 I supplement my child's education with professional tutoring in core subjects such as math or reading.

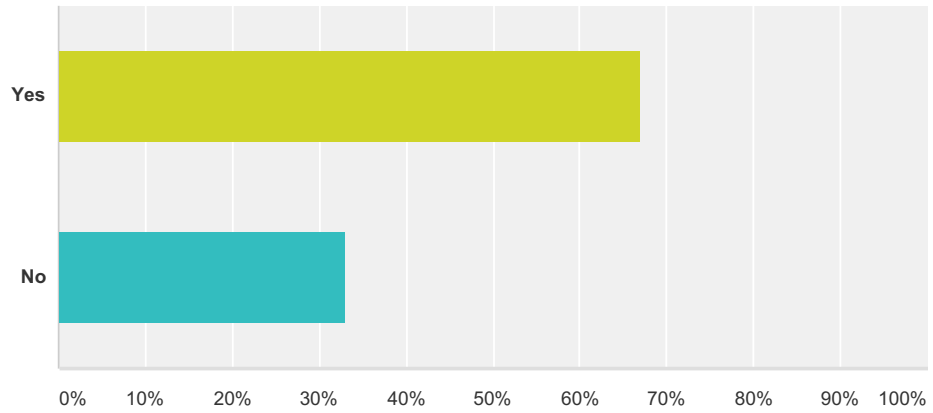
Answered: 167 Skipped: 6



Answer Choices	Responses
Yes	19.16% 32
No	80.84% 135
Total	167

Q16 Are you aware that the District teaches students about the responsible use of technology as part of the curriculum?

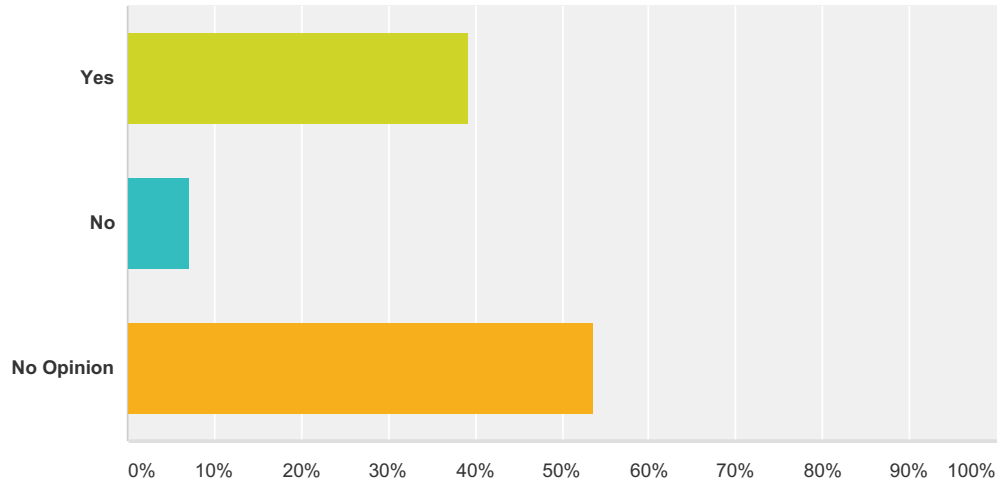
Answered: 167 Skipped: 6



Answer Choices	Responses
Yes	67.07% 112
No	32.93% 55
Total	167

Q17 Do you believe the District does a good job of teaching the importance of Internet safety?

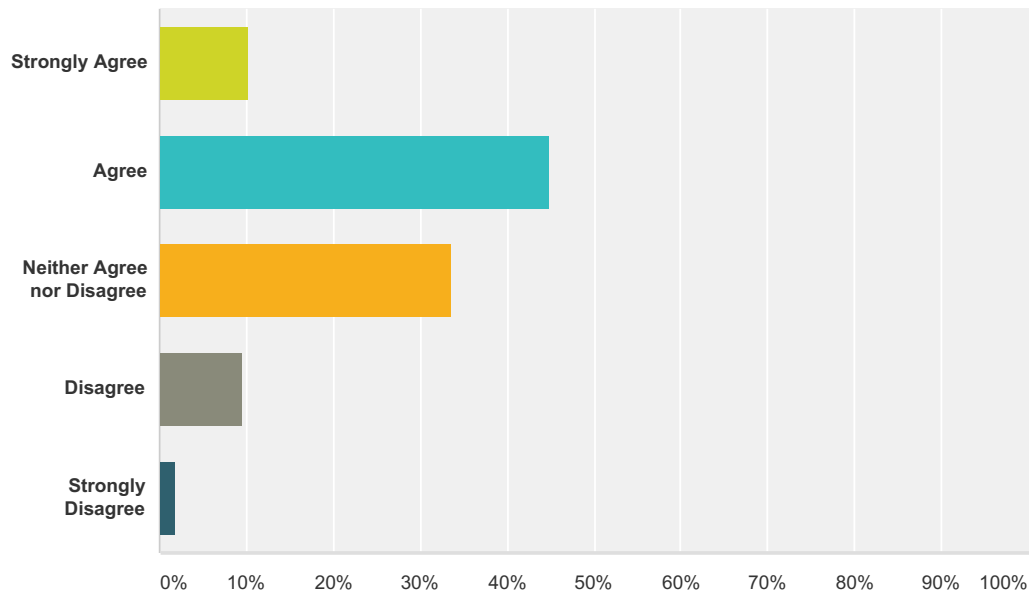
Answered: 112 Skipped: 61



Answer Choices	Responses	
Yes	39.29%	44
No	7.14%	8
No Opinion	53.57%	60
Total		112

Q19 I am satisfied with the club and after-school opportunities at my child's school.

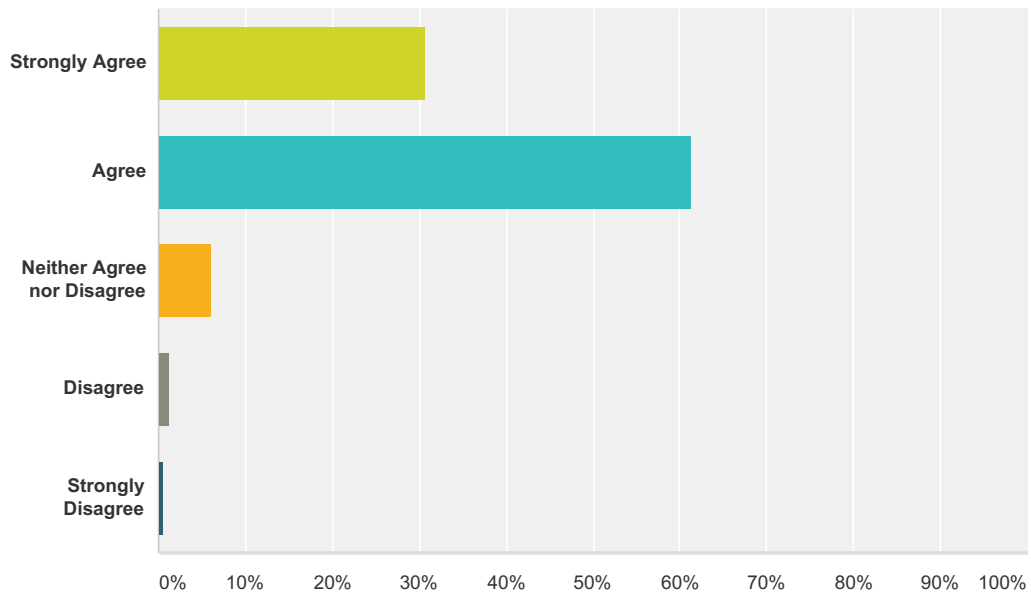
Answered: 167 Skipped: 6



Answer Choices	Responses
Strongly Agree	10.18% 17
Agree	44.91% 75
Neither Agree nor Disagree	33.53% 56
Disagree	9.58% 16
Strongly Disagree	1.80% 3
Total	167

Q21 My child's school is clean and well-maintained.

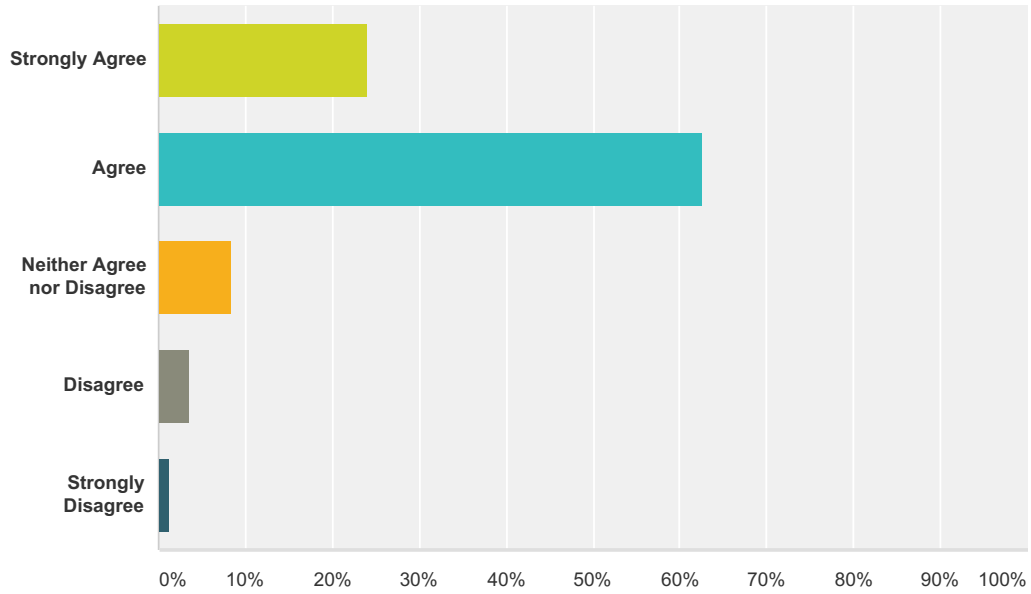
Answered: 166 Skipped: 7



Answer Choices	Responses
Strongly Agree	30.72% 51
Agree	61.45% 102
Neither Agree nor Disagree	6.02% 10
Disagree	1.20% 2
Strongly Disagree	0.60% 1
Total	166

Q22 I am satisfied with the condition / quality of the physical spaces at my child's school.

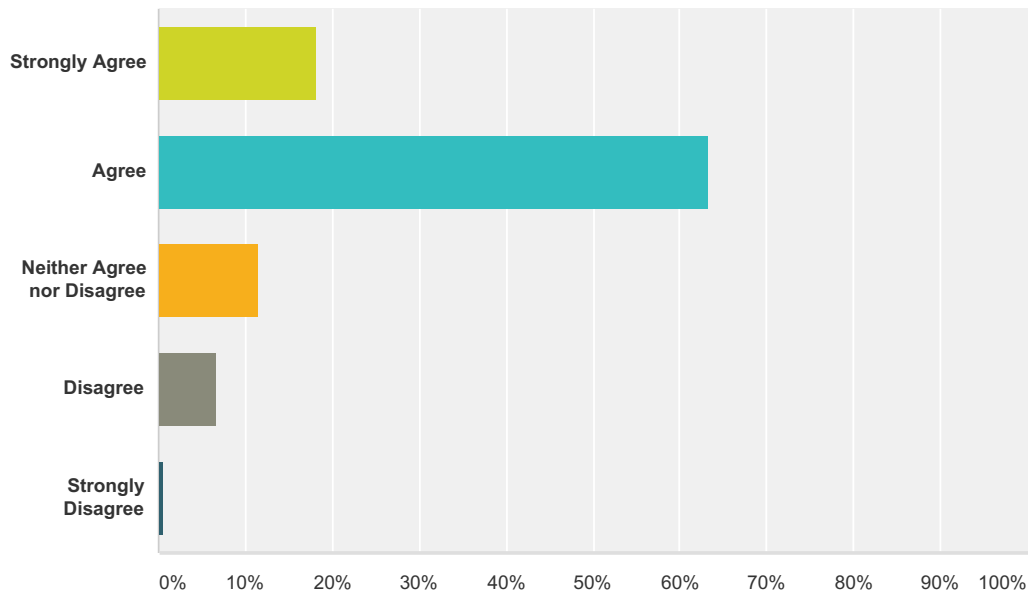
Answered: 166 Skipped: 7



Answer Choices	Responses
Strongly Agree	24.10% 40
Agree	62.65% 104
Neither Agree nor Disagree	8.43% 14
Disagree	3.61% 6
Strongly Disagree	1.20% 2
Total	166

Q23 The condition / quality of the school's athletic facilities is acceptable.

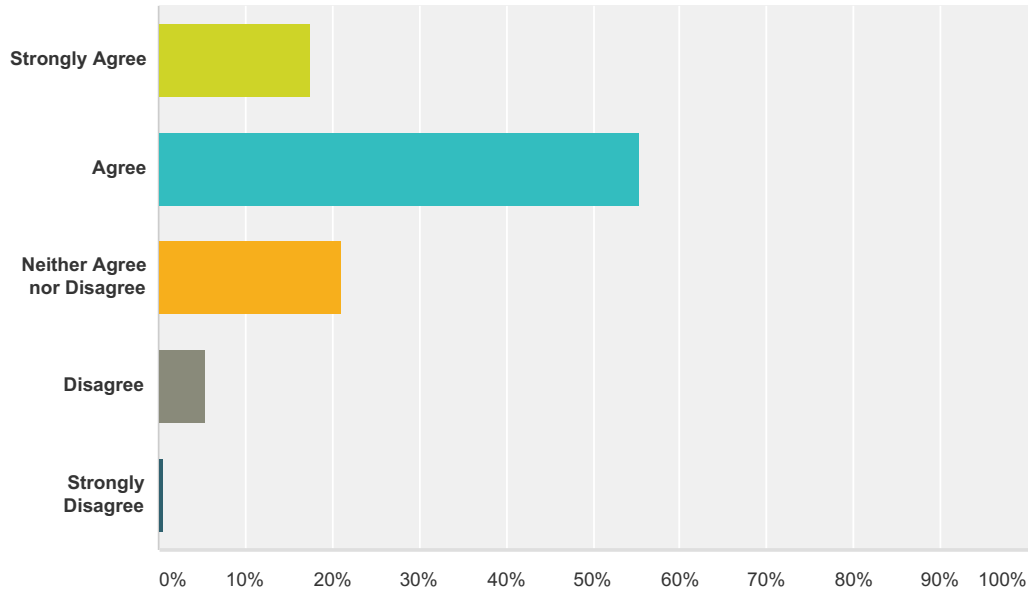
Answered: 166 Skipped: 7



Answer Choices	Responses
Strongly Agree	18.07% 30
Agree	63.25% 105
Neither Agree nor Disagree	11.45% 19
Disagree	6.63% 11
Strongly Disagree	0.60% 1
Total	166

Q24 The condition / quality of the school's fine and performing arts spaces is acceptable.

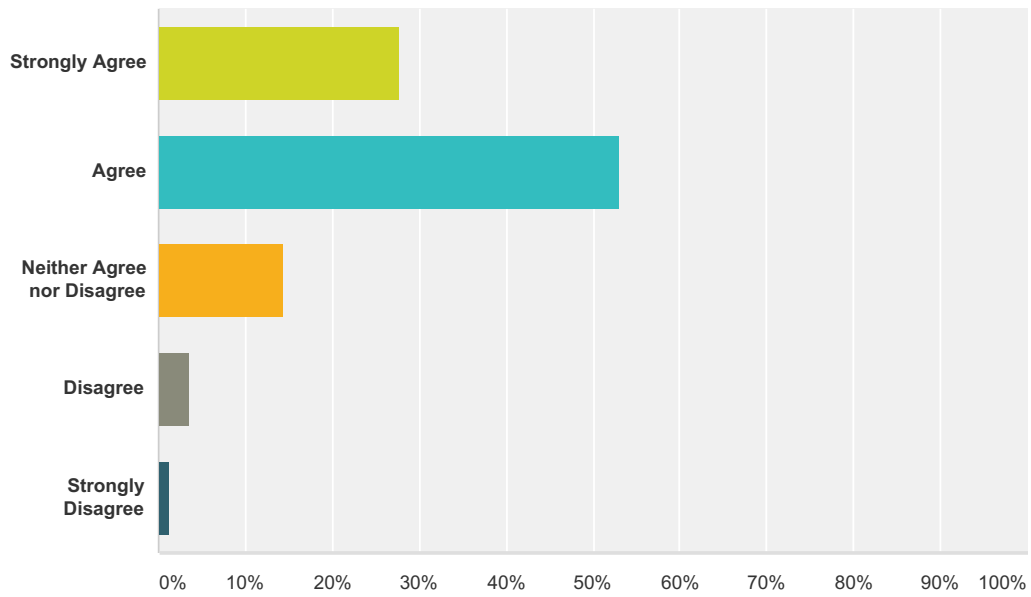
Answered: 166 Skipped: 7



Answer Choices	Responses	
Strongly Agree	17.47%	29
Agree	55.42%	92
Neither Agree nor Disagree	21.08%	35
Disagree	5.42%	9
Strongly Disagree	0.60%	1
Total		166

Q26 I feel well-informed about the school's programs, services and activities.

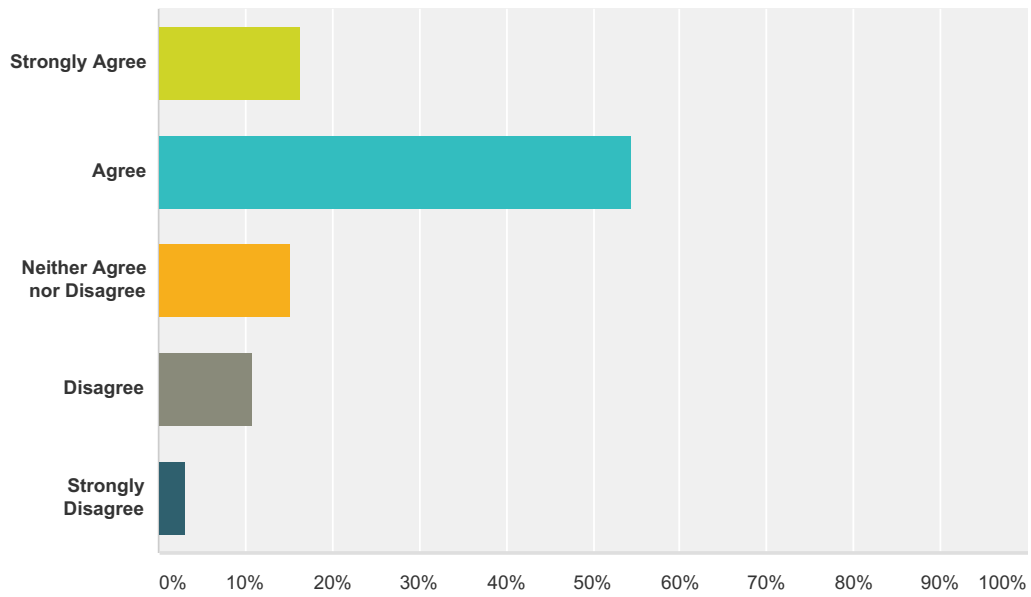
Answered: 166 Skipped: 7



Answer Choices	Responses
Strongly Agree	27.71% 46
Agree	53.01% 88
Neither Agree nor Disagree	14.46% 24
Disagree	3.61% 6
Strongly Disagree	1.20% 2
Total	166

Q27 The school keeps me informed of my child's progress.

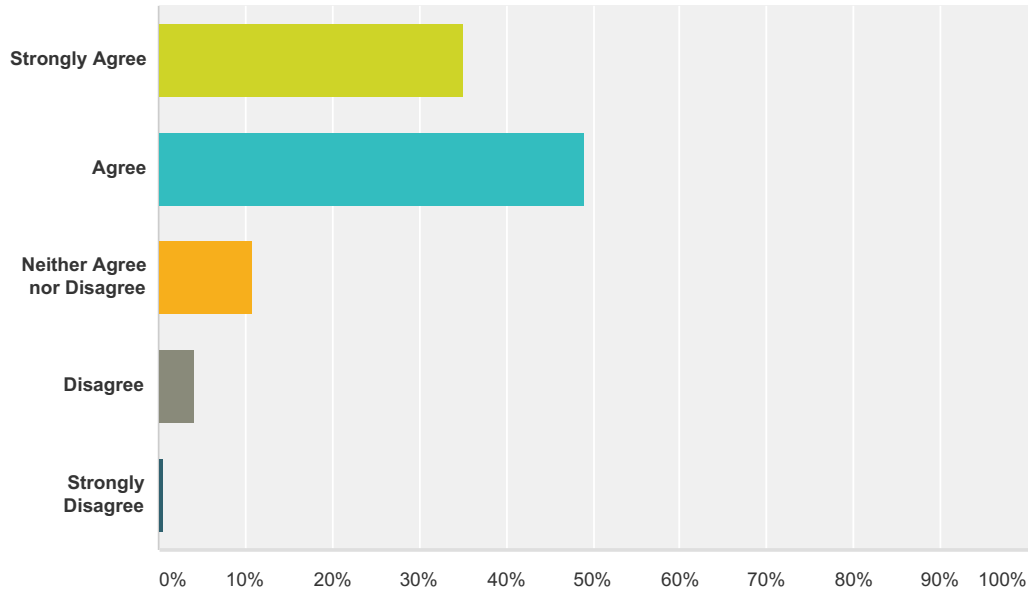
Answered: 165 Skipped: 8



Answer Choices	Responses
Strongly Agree	16.36% 27
Agree	54.55% 90
Neither Agree nor Disagree	15.15% 25
Disagree	10.91% 18
Strongly Disagree	3.03% 5
Total	165

Q28 School staff members (teachers / principal / support staff) are responsive to my parental concerns.

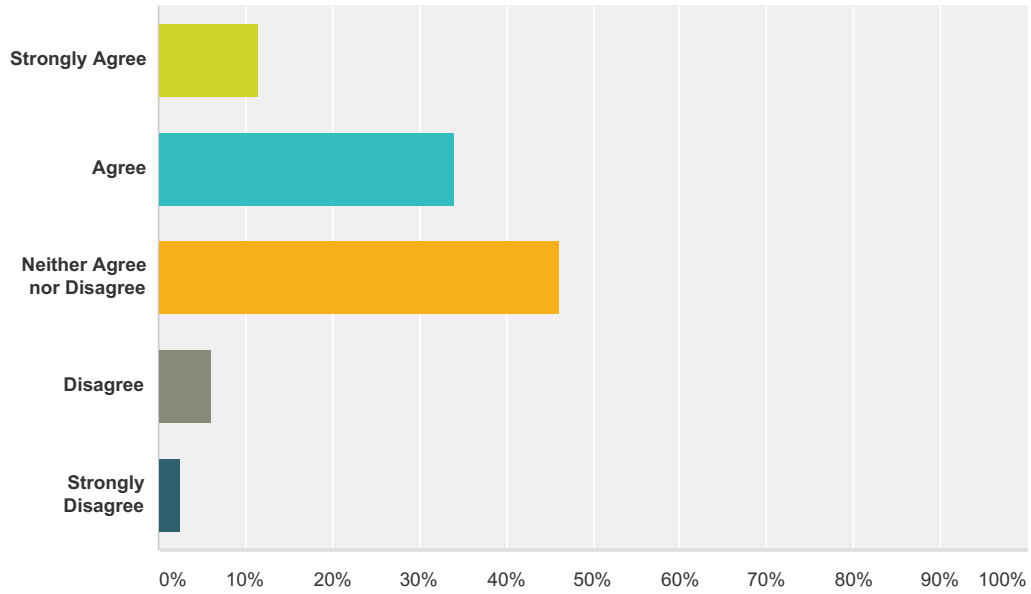
Answered: 165 Skipped: 8



Answer Choices	Responses	
Strongly Agree	35.15%	58
Agree	49.09%	81
Neither Agree nor Disagree	10.91%	18
Disagree	4.24%	7
Strongly Disagree	0.61%	1
Total		165

Q29 The district administration and/or Board of Education are responsive to my parental concerns.

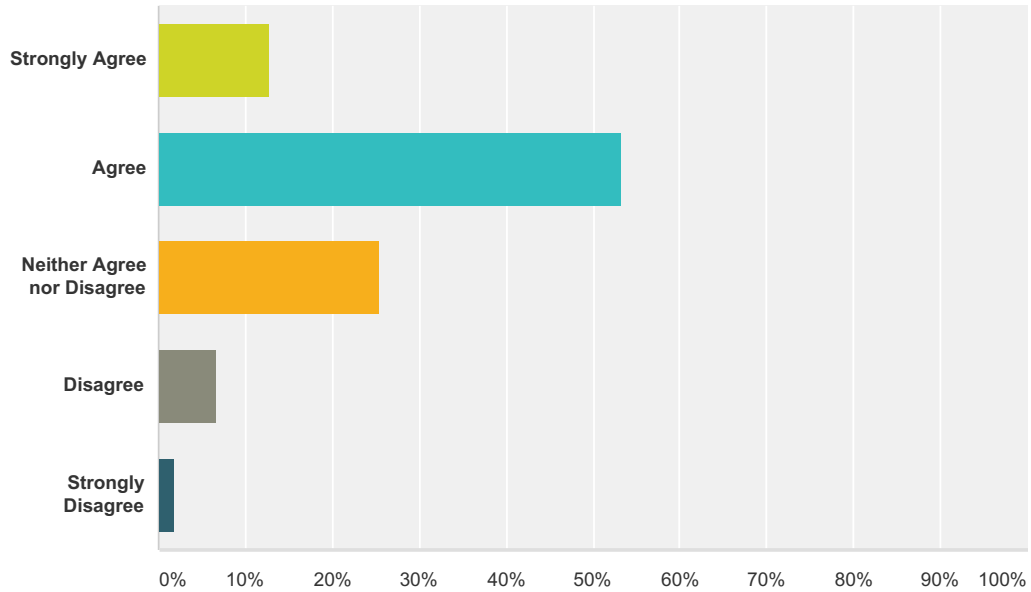
Answered: 165 Skipped: 8



Answer Choices	Responses	
Strongly Agree	11.52%	19
Agree	33.94%	56
Neither Agree nor Disagree	46.06%	76
Disagree	6.06%	10
Strongly Disagree	2.42%	4
Total		165

Q30 I have sufficient opportunities to express my opinions or concerns regarding my child's school.

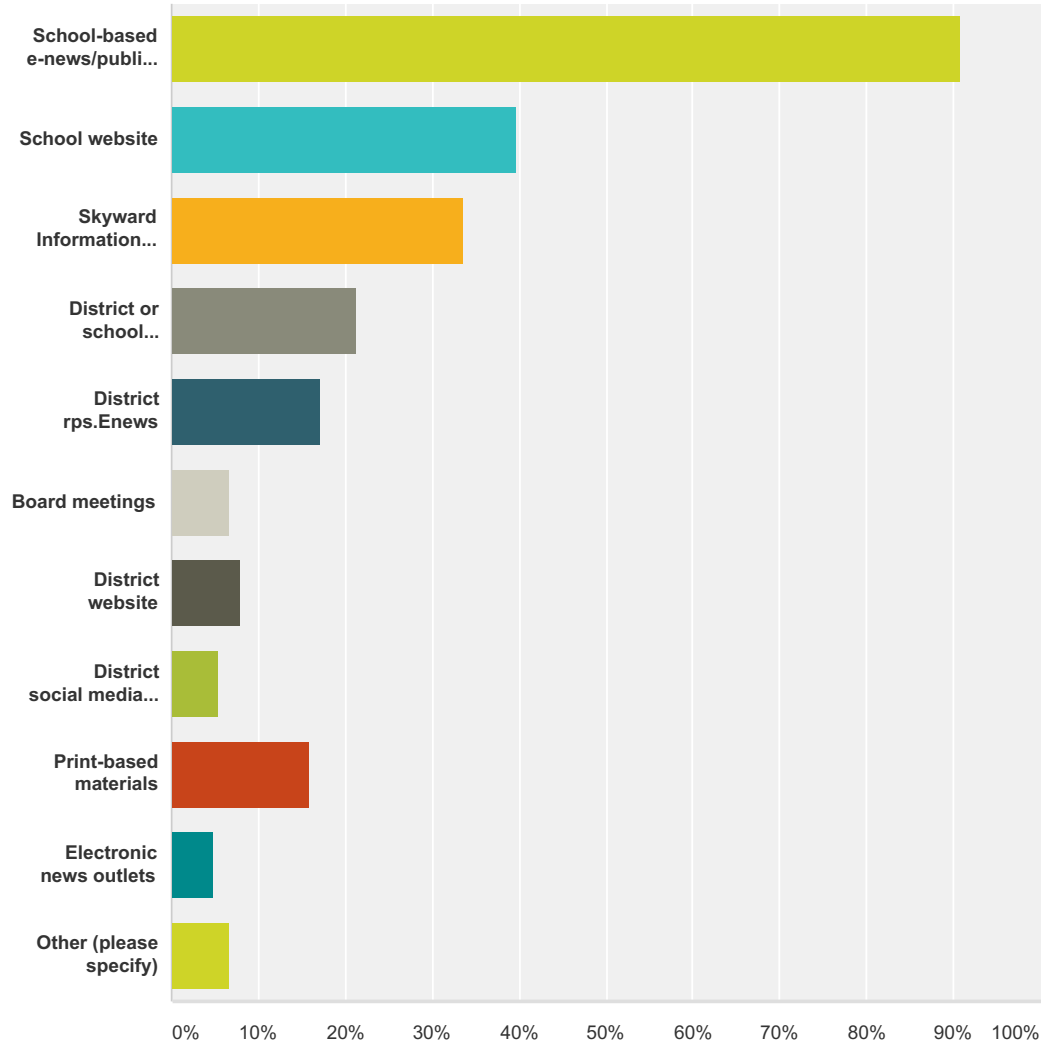
Answered: 165 Skipped: 8



Answer Choices	Responses	
Strongly Agree	12.73%	21
Agree	53.33%	88
Neither Agree nor Disagree	25.45%	42
Disagree	6.67%	11
Strongly Disagree	1.82%	3
Total		165

Q31 How do you receive most of your school-related information? (Check all that apply.)

Answered: 164 Skipped: 9



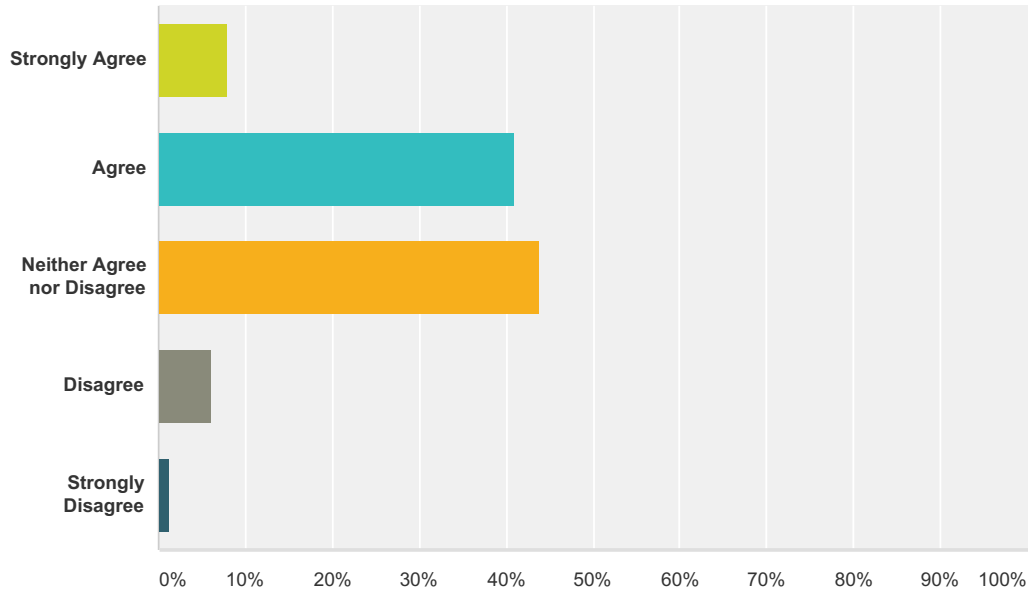
Answer Choices	Responses
School-based e-news/publications	90.85% 149
School website	39.63% 65
Skyward Information System	33.54% 55
District or school e-blasts/robo calls	21.34% 35
District rps.Enews	17.07% 28
Board meetings	6.71% 11
District website	7.93% 13
District social media (Facebook page or Twitter feed)	5.49% 9

2016-2017 Parent / Guardian Survey Travell School

Print-based materials	15.85%	26
Electronic news outlets	4.88%	8
Other (please specify)	6.71%	11
Total Respondents: 164		

Q32 The new district website (launched Fall 2016) is a useful source for all I need to know about the Ridgewood Public Schools.

Answered: 164 Skipped: 9



Answer Choices	Responses
Strongly Agree	7.93% 13
Agree	40.85% 67
Neither Agree nor Disagree	43.90% 72
Disagree	6.10% 10
Strongly Disagree	1.22% 2
Total	164